

CHRISTIE'S  
INTERNATIONAL REAL ESTATE

— DUBAI —



# ELIE SAAB RESIDENCES

HYDE PARK

ELIE SAAB X GII





**ELIE SAAB  
RESIDENCES**  
HYDE PARK









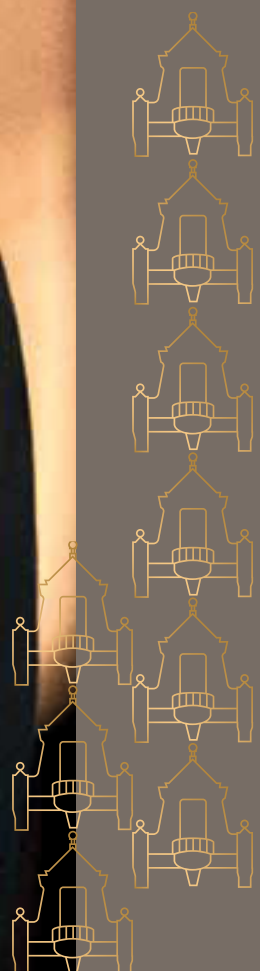






ELEGANCE IS  
A STATEMENT,  
AN ATTITUDE.

ELIE SAAB







A leading name in Haute Couture, ELIE SAAB has extended his craftsmanship into interior design with ELIE SAAB MAISON.

ELIE SAAB's designs radiate a unique and timeless aura. The rigorous manufacture, scenographic shapes, refined materials, and intricacy of each finish put ELIE SAAB Interiors in a class of its own.

The launch of ELIE SAAB RESIDENCES in London sets a new benchmark for bespoke luxury living.












Wake up to a vast green horizon and walk across to Hyde Park to unwind, rejuvenate, and revitalise.

Revel in a luxurious lifestyle with London's opulent hotels, restaurants, art scene, and indulgent shopping.









# THE IDEAL NEIGHBOURHOOD

Nestled at the heart of London and overlooking Hyde Park, ELIE SAAB RESIDENCES is the place to be.

It embodies the London lifestyle, living in a timeless space that has welcomed the global elite for generations.

The booming Queensway Road is a mere 3-minute walk away and hosts world-leading brands, with the famous Whiteley shopping centre reopening in 2023.








The city breathes culture, and ELIE SAAB RESIDENCES brings it to your doorstep. Live neighbouring Kensington Palace, Marble Arch, Buckingham Palace, Harrods, Oxford Street, and the Royal Albert Hall. This is the chance to live and breathe London.



Harrods




Albert Memorial



Kensington Palace





**ACROSS**  
HYDE PARK



**2 MIN.**  
TO BILLIONAIRES' ROW



**5 PARKINGS**  
WITHIN 15 MIN



**6 PARKS**  
WITHIN 15 MIN



**21 MIN.**  
TO CITY OF LONDON



**26 MIN.**  
TO ST. PANCREAS  
STATION



**39 MIN.**  
TO HEATHROW  
AIRPORT





ELIE SAAB RESIDENCES  
HYDE PARK



RUSSIAN EMBASSY

QUEENSWAY

BILLIONAIRES' ROW

MARBLE ARCH

CLARIDGE'S

HYDE PARK

BUCKINGHAM PALACE

HARRODS

KENSINGTON PALACE

ROYAL ALBERT HALL

IMPERIAL COLLEGE

DISTANCE TIME  
BY ROAD

Billionaires' Row	2 min
Queensway	3 min
Royal Albert Hall	8 min
Kensington	8 min

Marble Arch	9 min
Knightsbridge	12 min
Imperial College	12 min
Harrods	13 min

Buckingham Palace	14 min
Bond Street	15 min







# VINTAGE ARCHITECTURE BUILT TO PERFECTION


Initially built in 1893, this Victorian-style building is a relic of London's glorious past, adorned with double-height pilasters, Corinthian capitals, and an ornamented cornice. An ode to royal history.

The classical façade has been perfectly rebuilt in a marriage of vintage and modern that transcends time. The interiors of ELIE SAAB RESIDENCES are the epitome of contemporary design, with open views of Hyde Park and beautifully branded interiors.

NOTABLE MANSARD ROOF



GRAND BRICK FACADES



ELABORATE CARVED DECORATION



STRIKING BAY WINDOWS



IMPRESSIVE ENTRANCE





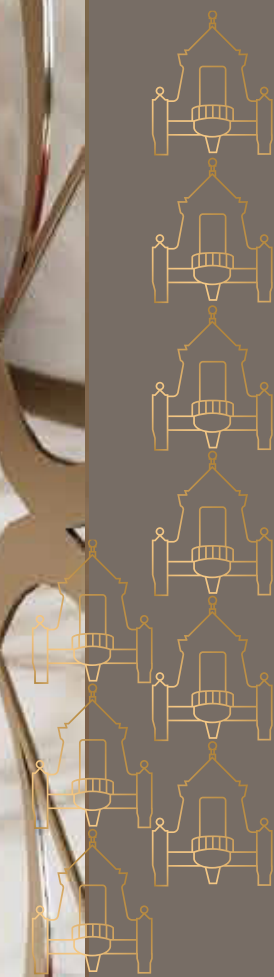






The interiors are dressed in ELIE SAAB's signature style, giving it an exclusive identity.


The entrance lobby breathes ELIE SAAB's design, lighting, and furniture. The apartments are generously sized, with rich features and masterful finishes. The bedrooms' open views and terrace overlooking Hyde Park create an atmosphere of pure zen.



*Entrance lobby*



UNMATCHED  
SPACES



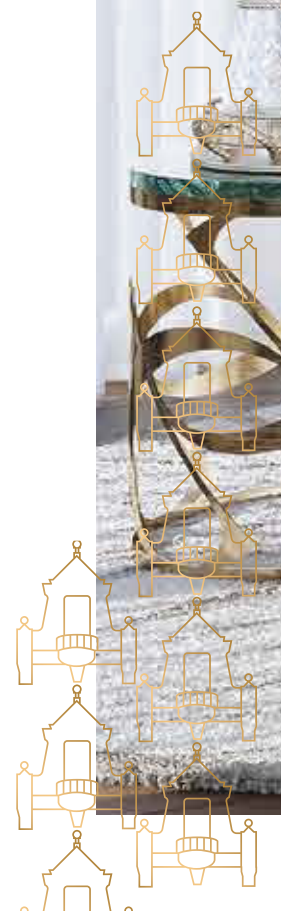


MASTERFULLY  
DESIGNED OPEN PLAN






DINE  
IN STYLE







SPACIOUS  
DELUXE KITCHEN






GRAND  
MASTER BEDROOM





PANORAMIC VIEW  
FROM TERRACE





# SPECIFICATIONS

---

## KITCHENS

- Bespoke-designed, fitted kitchens incorporating concealed handle, soft-closing doors, and drawers
- High-quality lacquer and veneered oak cupboard doors
- Dark grey cupboard interior
- Concealed refuse and recycling storage
- Concealed LED lighting to underside overhead cupboards
- Quartz worktops with bronze/mirrored splashbacks

## APPLIANCES

- Miele single oven
- Miele combination oven, microwave, and grill
- Miele flush-fitting induction hob - 4 zones
- Siemens cooker hood
- Siemens integrated fridge-freezer
- Siemens fully integrated dishwasher
- Siemens fully integrated washer-dryer
- Drinks Cooler in selected kitchens
- Under-mounted sink with deck-mounted Quooker hot tap
- Separate utility rooms (Apartments 301 & 402 Only)

## BATHROOMS AND EN SUITES

- Porcelain to second or third master bath – Marble Bianco Ivy Mirrored wall cabinet
- Porcelain, top-mounted hand basins with mixer tap (twin basins in Master Ensuites)
- Concealed feature lighting
- Heated towel rails
- Frameless, glass shower screens
- Floor-level ‘wet room’ showers in master ensuites

- Wall-mounted toilet roll holder and robe hooks in chrome
- Wall-mounted dual flush WCs with soft-close seat cover and concealed cistern (‘Geberit Aquaclean’ WCs to master ensuites)
- Ceiling-mounted ‘rain head’ showers and separate hand showers in shower areas
- Underfloor heating
- Sanitaryware by Dornbracht

## INTERIOR FINISHES

### Apartments

- Walls and ceilings to be finished in white matt paint (where other finishes are not applied)
- Bespoke fitted full-height wardrobes for all bedrooms (from Polyform), in a dark timber veneer finish (fitted internally with rails, shelves and drawers)
- Multi-point locking timber veneered full-height front door with spyhole
- Stainless steel and leather door lever furniture
- Lacquered oak-engineered timber flooring to hall, living room, kitchen and bedrooms

### Common Areas (Entrance Lobby)

- Feature entrance lobby with bespoke concierge desk
- Polished stone tiling to floor with feature stone border
- Textured wallpaper with timber trim and leather feature panels
- Bronze and mirror panels on the walls

### Common Areas (Common Corridors on 1st to 5th floor)

- Carpeting to residential corridors and lift lobbies
- Timber architraves to doors

## OTHER FEATURES

### Apartments

- Full-height external bi-fold or casement doors to principal rooms (some apartments only)
- Openable windows
- Lightwell at basement level and external terrace to duplex
- Apartments G01, G02, G03 & G04
- Minimum ceiling height 2.5m principal rooms with feature coffered ceiling of over 2

### Common Parts

- Secure bicycle storage available for all apartments
- Lift access to all floors

### Electrical

- Video-audio door entry system
- Dimmable lighting in principal living areas
- Metal-faced, slim-line, switches and sockets
- Energy efficient lighting
- Feature lighting in select locations

### Telecommunications

- Wiring for TV, Sky and data connection in living room and bedrooms
- Heating and cooling
- Thermostatically controlled comfort heating and cooling in all living rooms and bedrooms
- Underfloor heating in all principal rooms
- Electric underfloor heating in bathrooms

### Security and Peace of Mind

- Access to apartments via full-colour video door entry and electronic access to common areas
- Key fob security entry into the building

- CCTV in ground floor entrances and common areas
- Mains supply heat/smoke detectors in all apartments
- Smoke detectors in common areas

### Adaptability

Some apartments are wheelchair adaptable. Please ask for more details.



**CHRISTIE'S**  
INTERNATIONAL REAL ESTATE

— DUBAI —

**Business Bay P03, Bay Square 2 | Dubai World Trade Center Office RO18, Concourse 1**

P.O. Box: 25129, Dubai, UAE, ORN 11814

+971 4 425 2780 | [christies@dubaipremierestates.com](mailto:christies@dubaipremierestates.com) | [www.dubaipremierestates.com](http://www.dubaipremierestates.com)