



PREMIER ESTATES

# DUBAI CREEK HARBOUR

---

CREEK EDGE

FLOOR PLANS

EMAAR



TOWER 1

EMAAR



# DUBAI CREEK HARBOUR

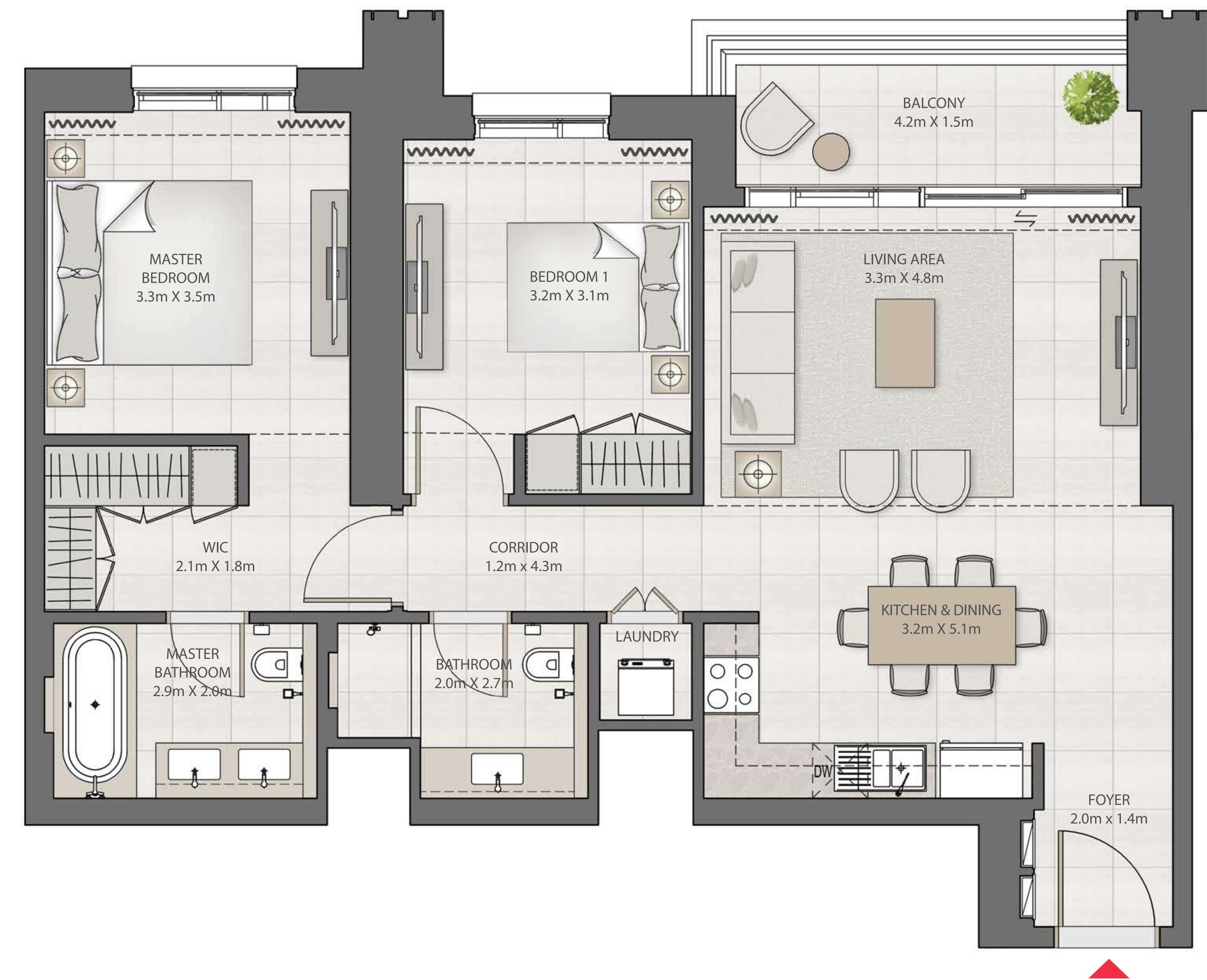
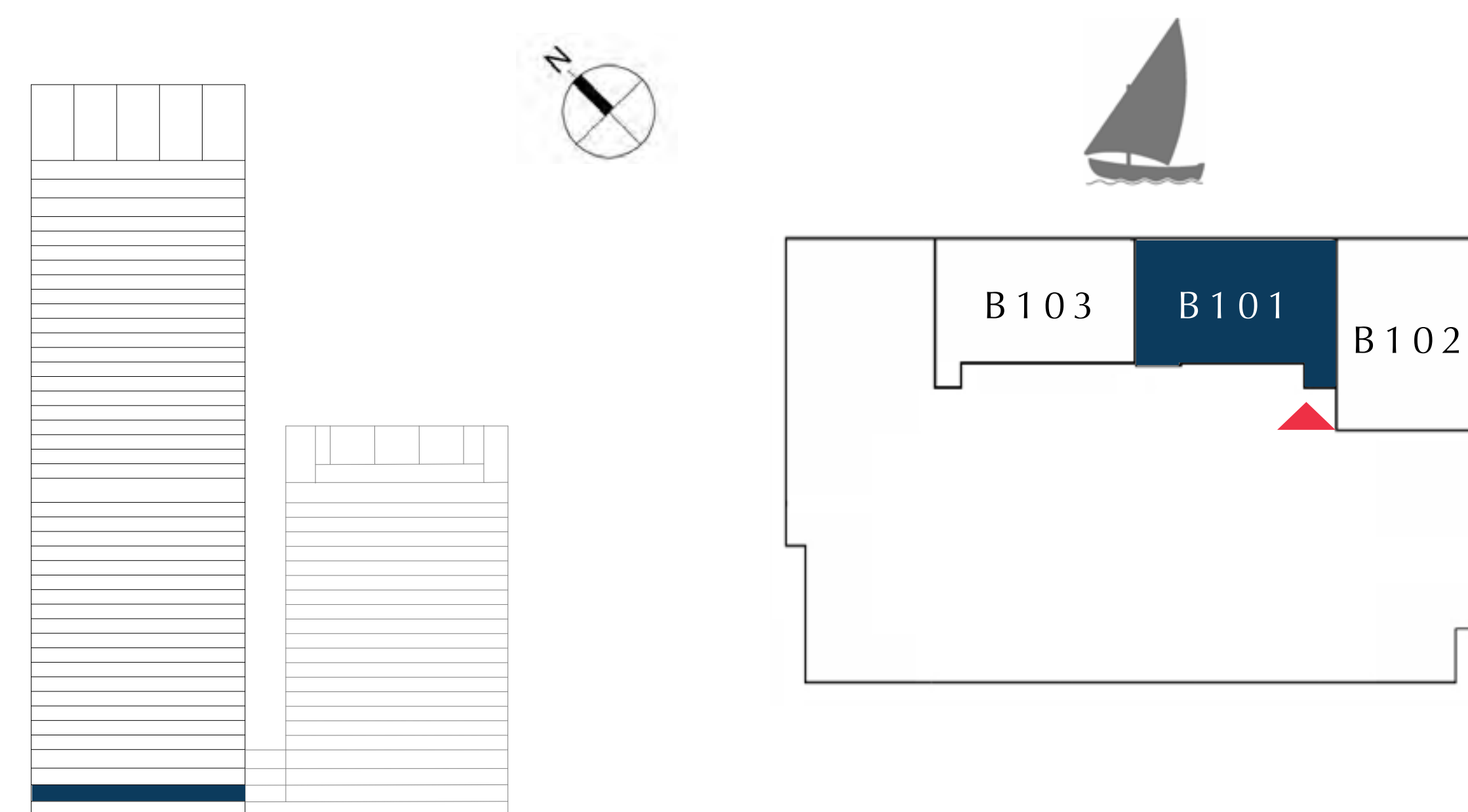
CREEK EDGE

TOWER 1

## 2 BEDROOM

UNIT B101 | LOWER GROUND

SUITE AREA	1002.12 SQ.FT.	93.10 SQ.M.
BALCONY AREA	75.89 SQ.FT.	7.05 SQ.M.
TOTAL AREA	1078.01 SQ.FT.	100.15 SQ.M.



FLOOR PLAN 1. All dimensions are in imperial and metric, and measured from finish to finish excluding construction tolerances. 2. All materials, dimensions, and drawings are approximate only. 3. Information is subject to change without notice, at developer's absolute discretion. 4. Actual area may vary from the stated area. 5. Drawings not to scale. 6. All images used are for illustrative purposes only and do not represent the actual size, features, specifications, fittings, and furnishings. 7. The developer reserves the right to make revisions / alterations, at it's absolute discretion, without any liability whatsoever.



# DUBAI CREEK HARBOUR

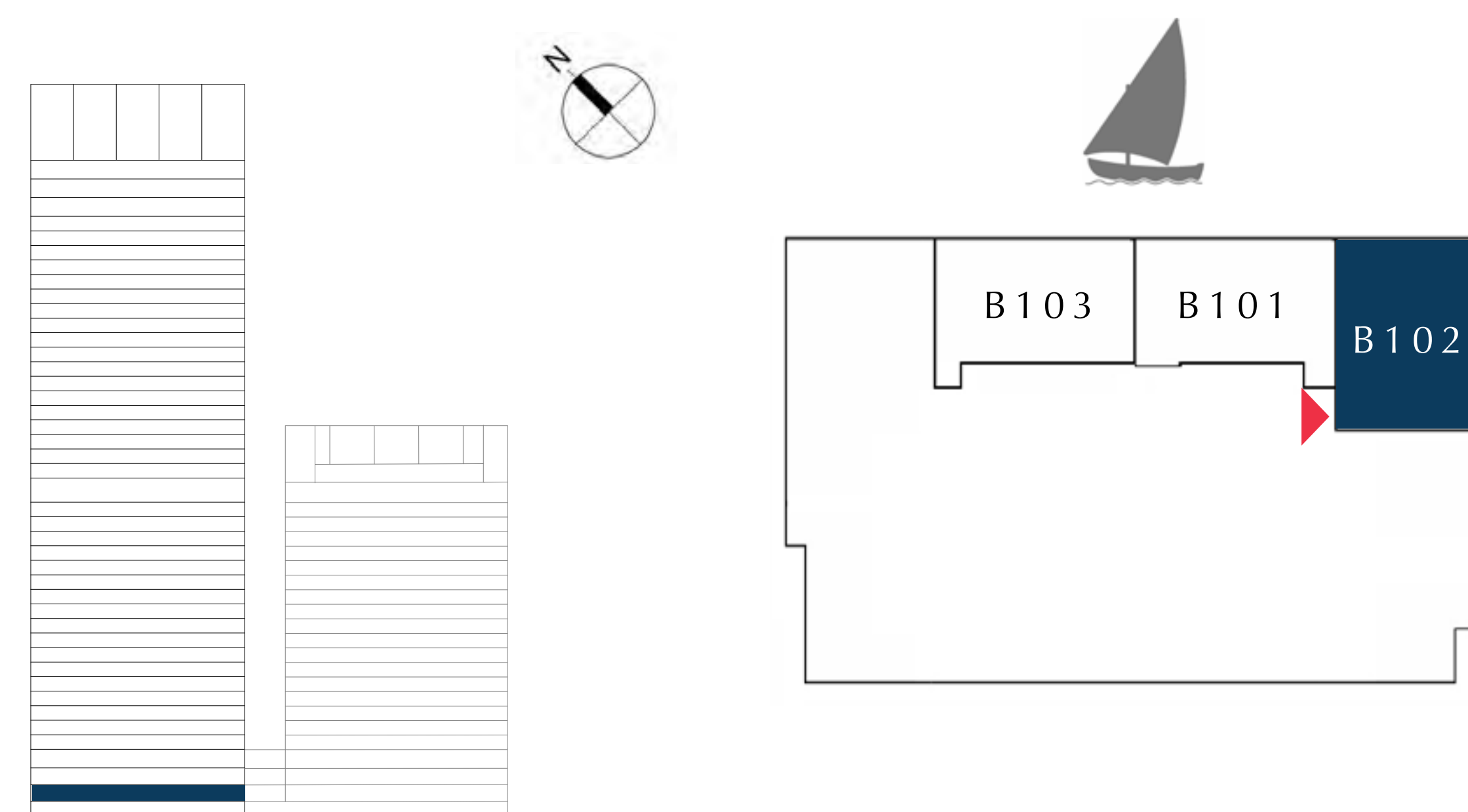
CREEK EDGE

TOWER 1

## 2 BEDROOM

UNIT B102 | LOWER GROUND

SUITE AREA	1030.32 SQ.FT.	95.72 SQ.M.
BALCONY AREA	266.51 SQ.FT.	24.76 SQ.M.
TOTAL AREA	1296.83 SQ.FT.	120.48 SQ.M.



FLOOR PLAN 1. All dimensions are in imperial and metric, and measured from finish to finish excluding construction tolerances. 2. All materials, dimensions, and drawings are approximate only. 3. Information is subject to change without notice, at developer's absolute discretion. 4. Actual area may vary from the stated area. 5. Drawings not to scale. 6. All images used are for illustrative purposes only and do not represent the actual size, features, specifications, fittings, and furnishings. 7. The developer reserves the right to make revisions / alterations, at it's absolute discretion, without any liability whatsoever.



# DUBAI CREEK HARBOUR

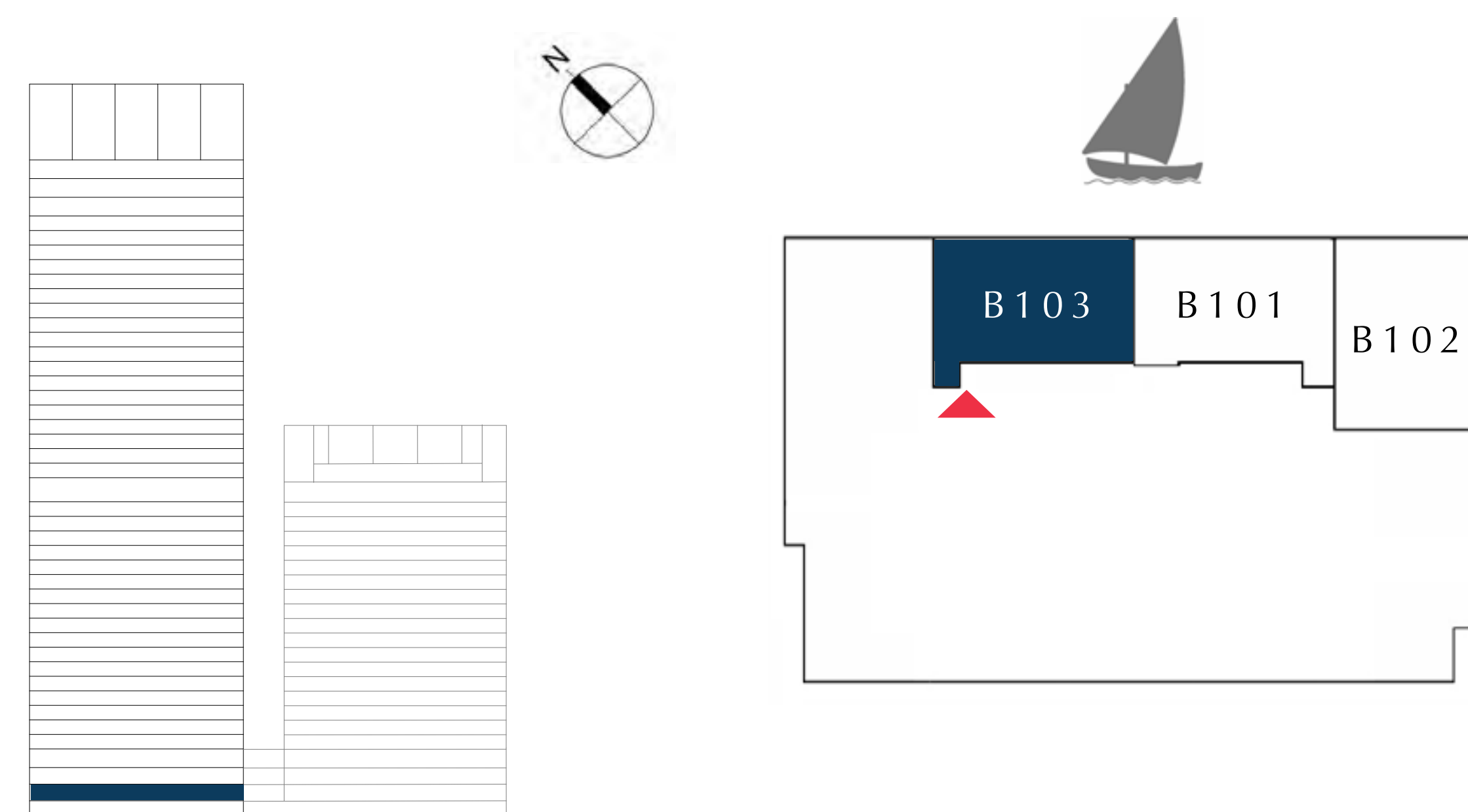
CREEK EDGE

TOWER 1

## 2 BEDROOM

UNIT B103 | LOWER GROUND

SUITE AREA	1002.44 SQ.FT.	93.13 SQ.M.
BALCONY AREA	75.89 SQ.FT.	7.05 SQ.M.
TOTAL AREA	1078.33 SQ.FT.	100.18 SQ.M.



FLOOR PLAN 1. All dimensions are in imperial and metric, and measured from finish to finish excluding construction tolerances. 2. All materials, dimensions, and drawings are approximate only. 3. Information is subject to change without notice, at developer's absolute discretion. 4. Actual area may vary from the stated area. 5. Drawings not to scale. 6. All images used are for illustrative purposes only and do not represent the actual size, features, specifications, fittings, and furnishings. 7. The developer reserves the right to make revisions / alterations, at it's absolute discretion, without any liability whatsoever.



TOWER 1

GROUND

EMAAR



# DUBAI CREEK HARBOUR

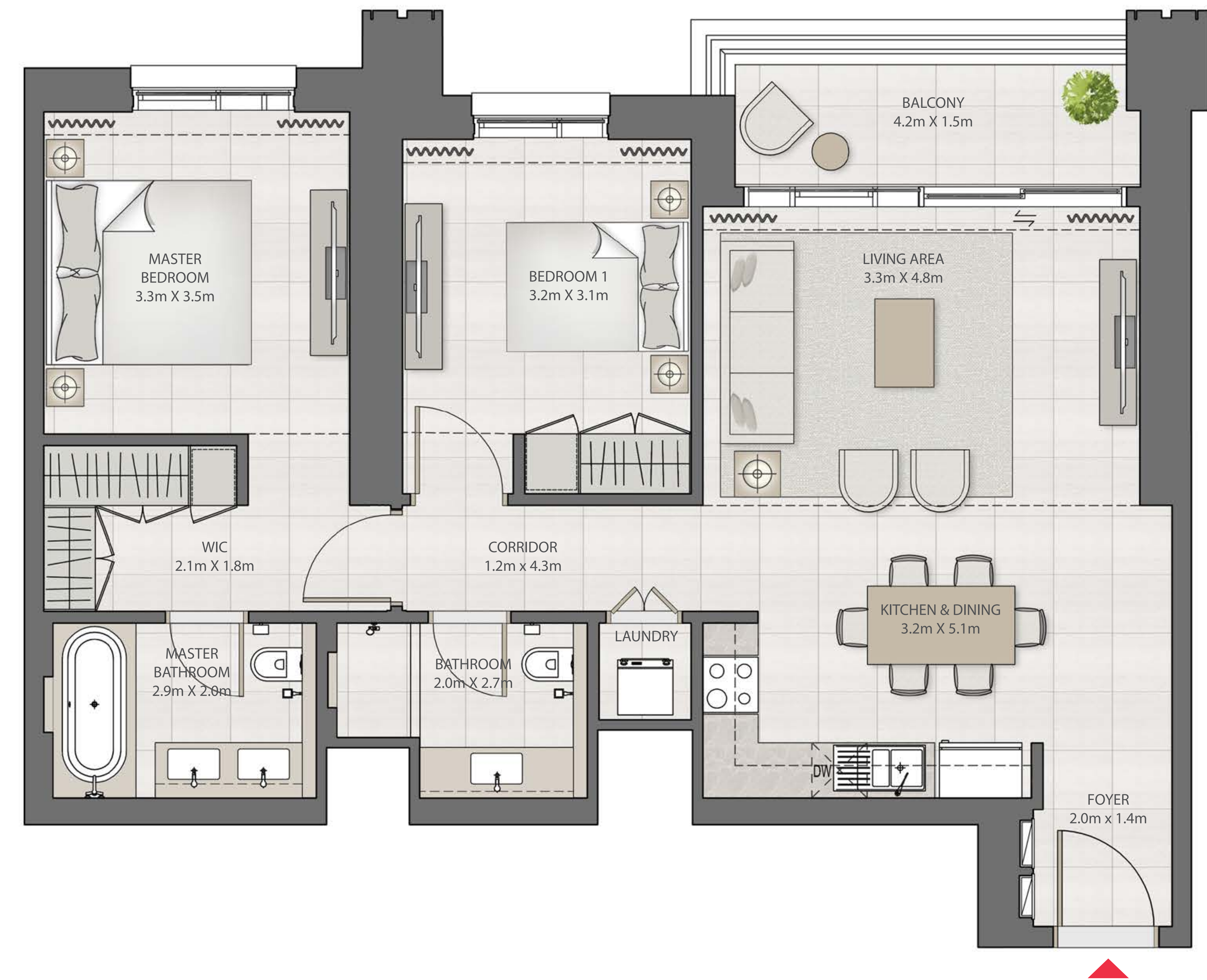
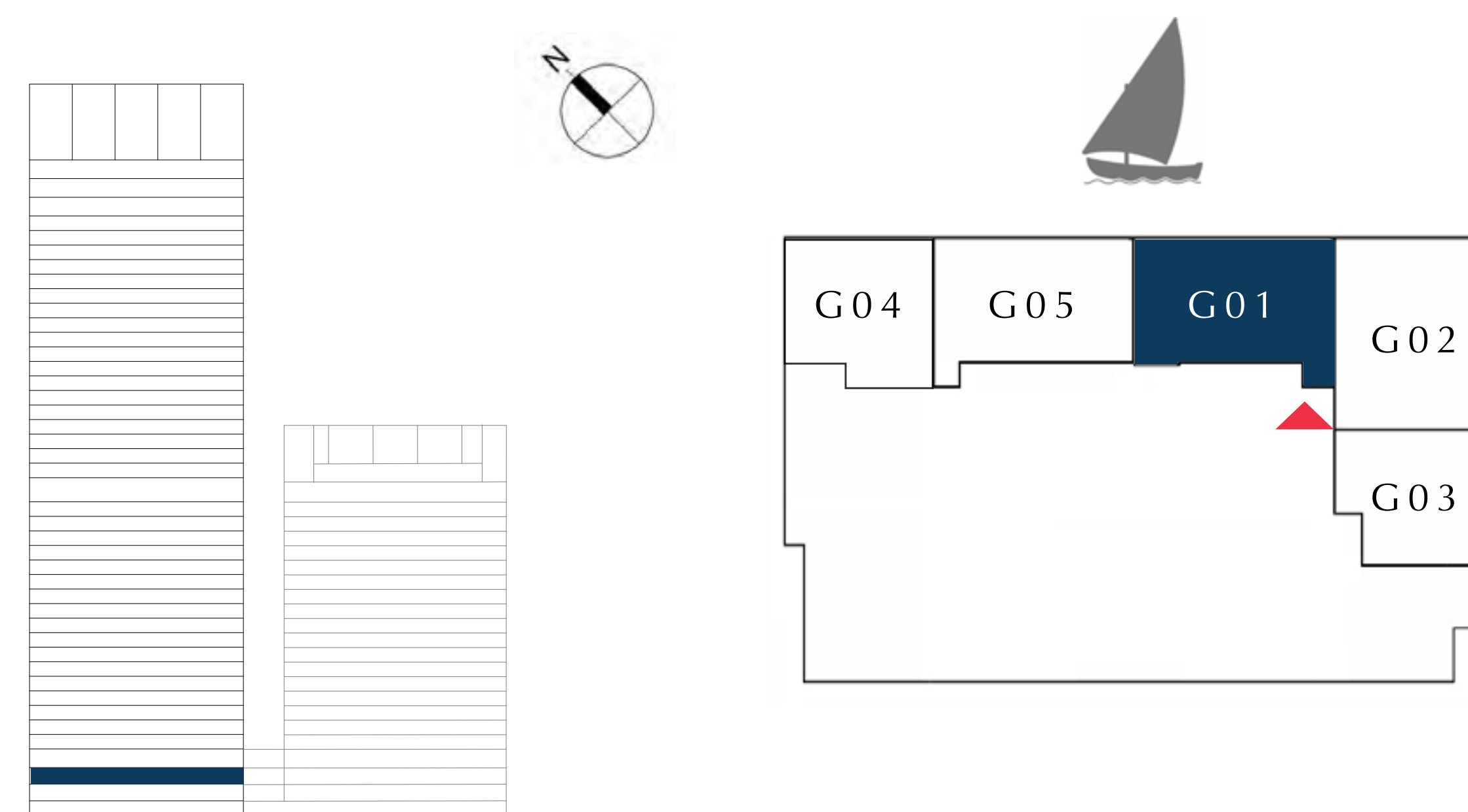
CREEK EDGE

TOWER 1

## 2 BEDROOM

UNIT G01 | GROUND LEVEL

SUITE AREA	1002.12 SQ.FT.	93.10 SQ.M.
BALCONY AREA	75.89 SQ.FT.	7.05 SQ.M.
TOTAL AREA	1078.01 SQ.FT.	100.15 SQ.M.



FLOOR PLAN 1. All dimensions are in imperial and metric, and measured from finish to finish excluding construction tolerances. 2. All materials, dimensions, and drawings are approximate only. 3. Information is subject to change without notice, at developer's absolute discretion. 4. Actual area may vary from the stated area. 5. Drawings not to scale. 6. All images used are for illustrative purposes only and do not represent the actual size, features, specifications, fittings, and furnishings. 7. The developer reserves the right to make revisions / alterations, at it's absolute discretion, without any liability whatsoever.



# DUBAI CREEK HARBOUR

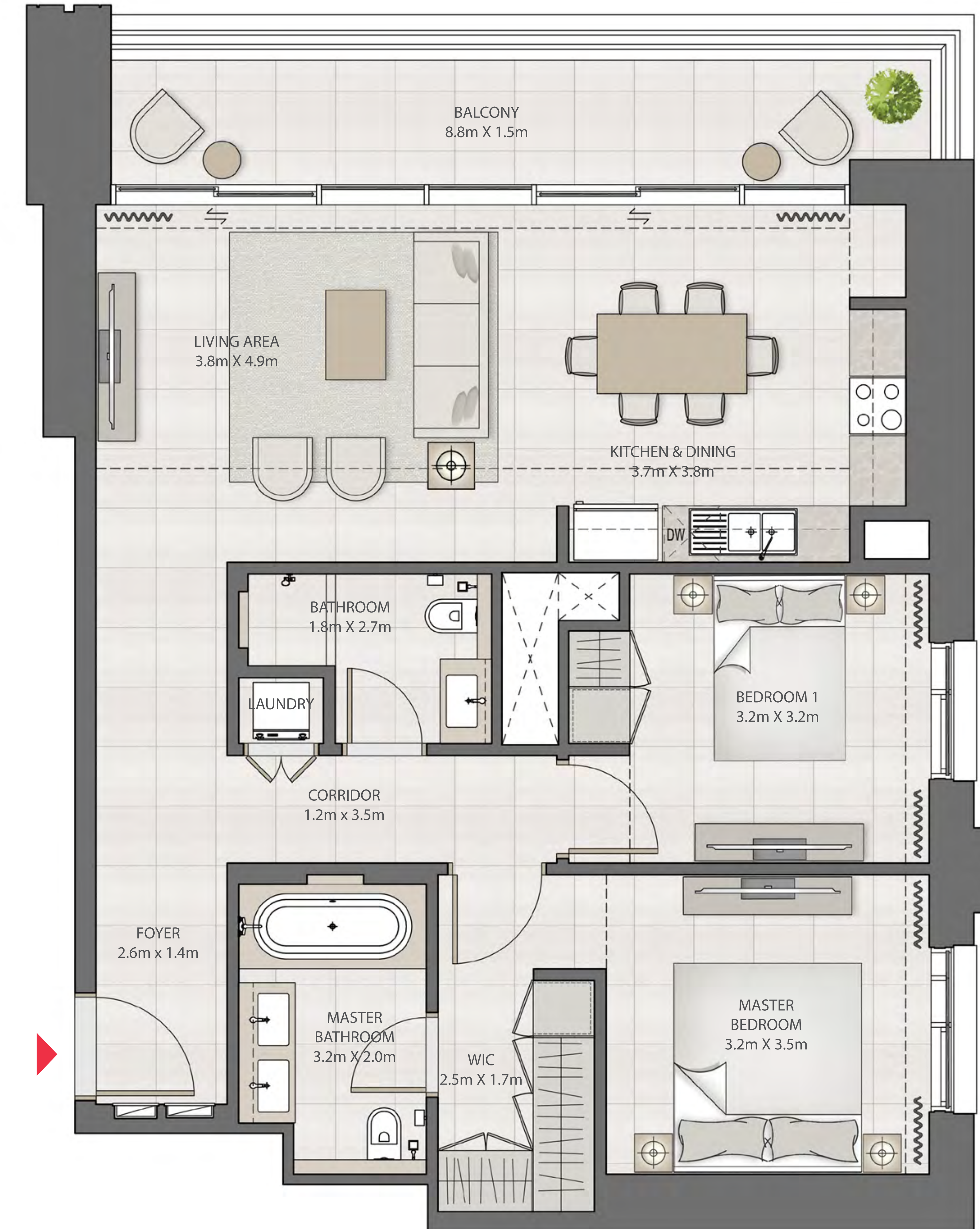
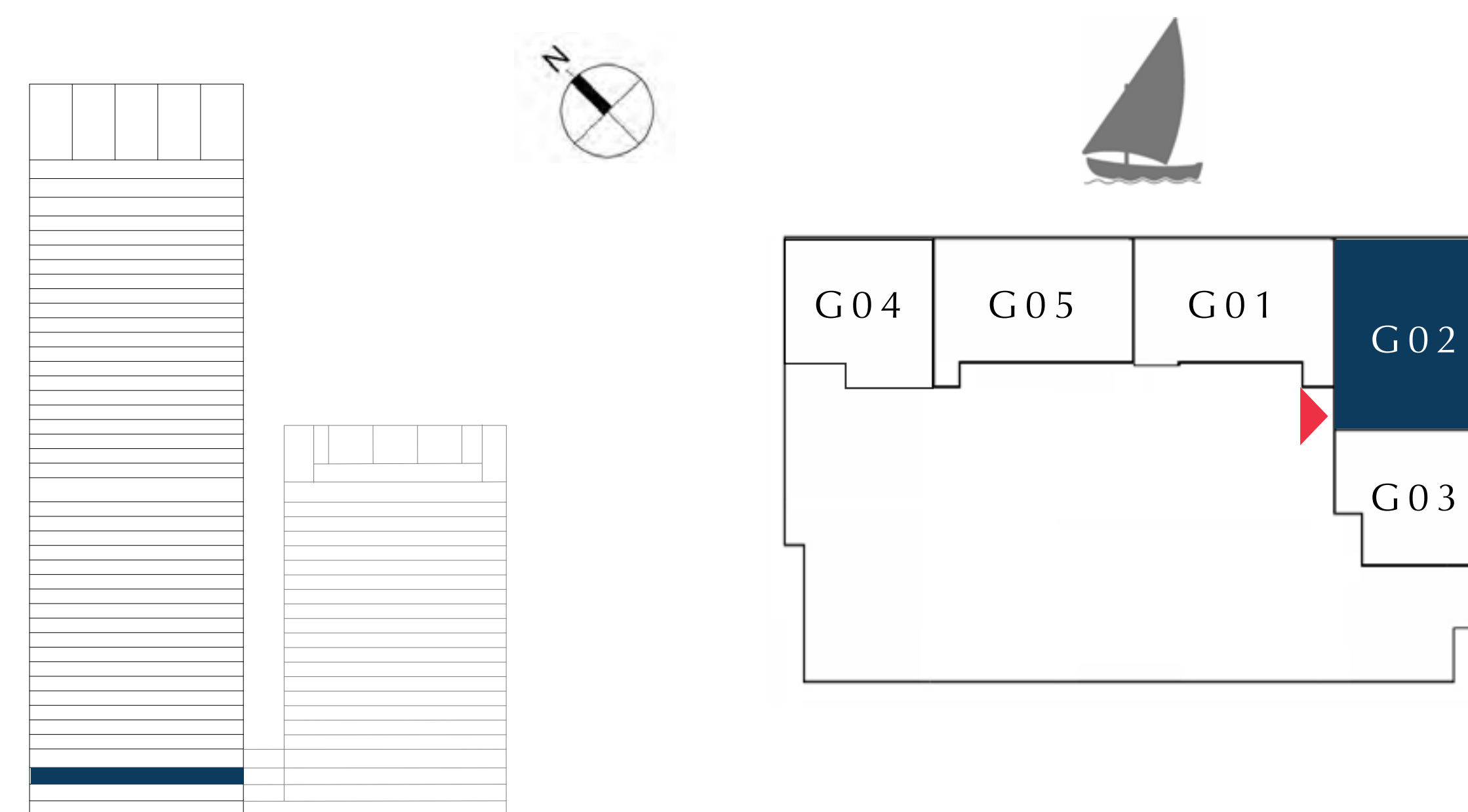
CREEK EDGE

TOWER 1

## 2 BEDROOM

UNIT G02 | GROUND LEVEL

SUITE AREA	1034.30 SQ.FT.	96.09 SQ.M.
BALCONY AREA	149.62 SQ.FT.	13.90 SQ.M.
TOTAL AREA	1183.92 SQ.FT.	109.99 SQ.M.



FLOOR PLAN 1. All dimensions are in imperial and metric, and measured from finish to finish excluding construction tolerances. 2. All materials, dimensions, and drawings are approximate only. 3. Information is subject to change without notice, at developer's absolute discretion. 4. Actual area may vary from the stated area. 5. Drawings not to scale. 6. All images used are for illustrative purposes only and do not represent the actual size, features, specifications, fittings, and furnishings. 7. The developer reserves the right to make revisions / alterations, at it's absolute discretion, without any liability whatsoever.



# DUBAI CREEK HARBOUR

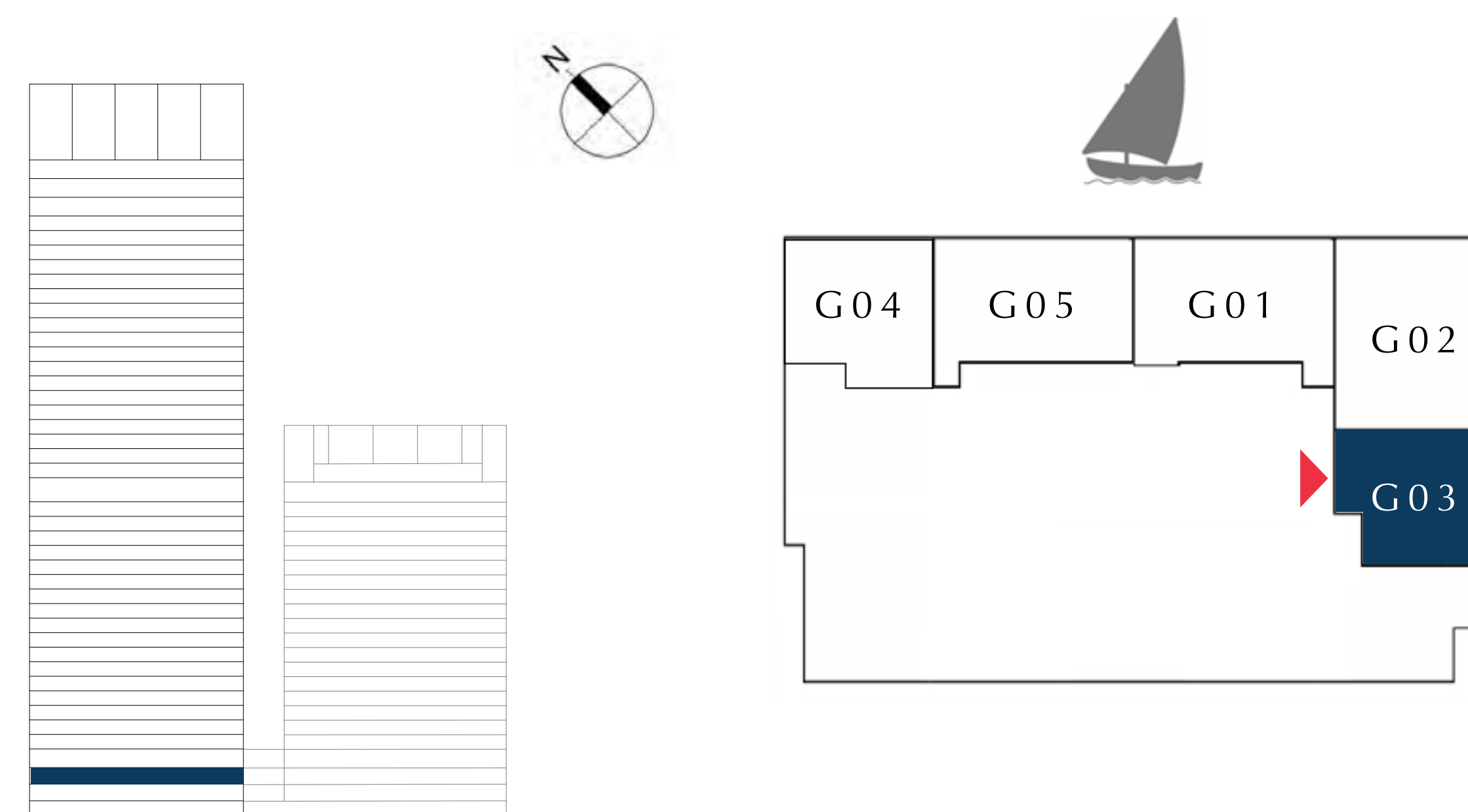
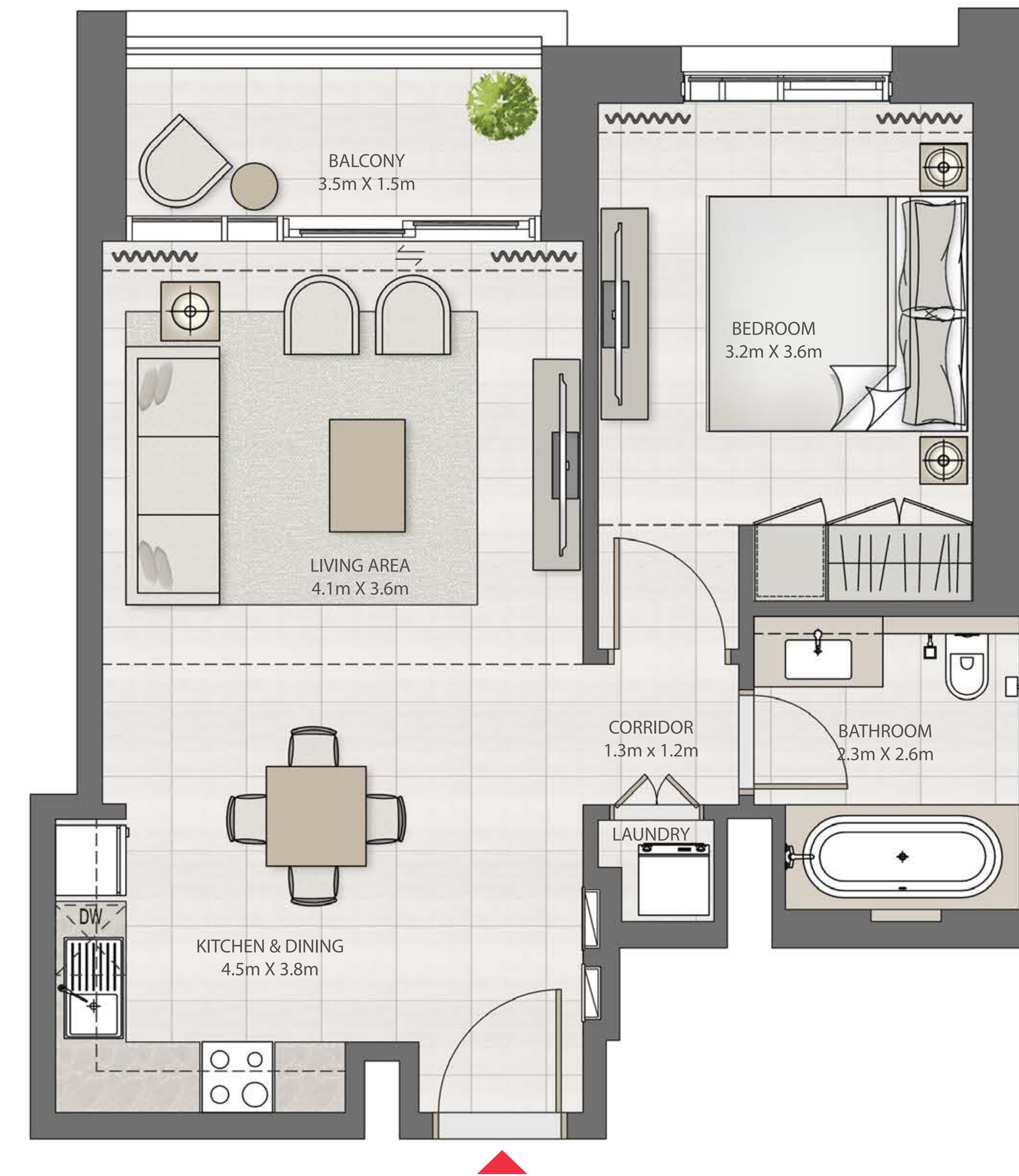
CREEK EDGE

TOWER 1

## 1 BEDROOM

UNIT G03 | GROUND LEVEL

SUITE AREA	654.34 SQ.FT.	60.79 SQ.M.
BALCONY AREA	70.29 SQ.FT.	6.53 SQ.M.
TOTAL AREA	724.63 SQ.FT.	67.32 SQ.M.



FLOOR PLAN 1. All dimensions are in imperial and metric, and measured from finish to finish excluding construction tolerances. 2. All materials, dimensions, and drawings are approximate only. 3. Information is subject to change without notice, at developer's absolute discretion. 4. Actual area may vary from the stated area. 5. Drawings not to scale. 6. All images used are for illustrative purposes only and do not represent the actual size, features, specifications, fittings, and furnishings. 7. The developer reserves the right to make revisions / alterations, at it's absolute discretion, without any liability whatsoever.



# DUBAI CREEK HARBOUR

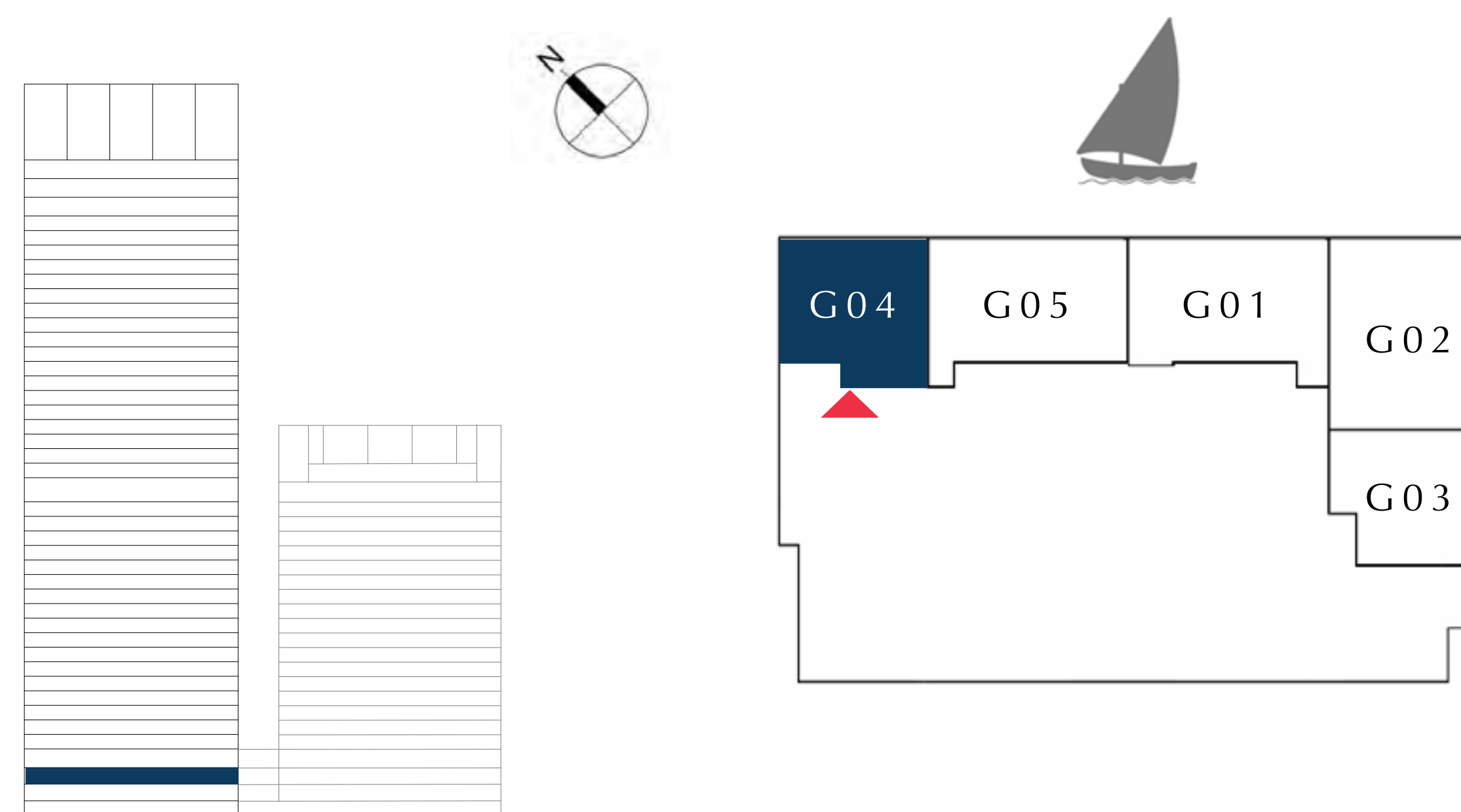
CREEK EDGE

TOWER 1

## 1 BEDROOM

UNIT G04 | GROUND LEVEL

SUITE AREA	673.07 SQ.FT.	62.53 SQ.M.
BALCONY AREA	150.69 SQ.FT.	14.00 SQ.M.
TOTAL AREA	823.76 SQ.FT.	76.53 SQ.M.



FLOOR PLAN 1. All dimensions are in imperial and metric, and measured from finish to finish excluding construction tolerances. 2. All materials, dimensions, and drawings are approximate only. 3. Information is subject to change without notice, at developer's absolute discretion. 4. Actual area may vary from the stated area. 5. Drawings not to scale. 6. All images used are for illustrative purposes only and do not represent the actual size, features, specifications, fittings, and furnishings. 7. The developer reserves the right to make revisions / alterations, at it's absolute discretion, without any liability whatsoever.



# DUBAI CREEK HARBOUR

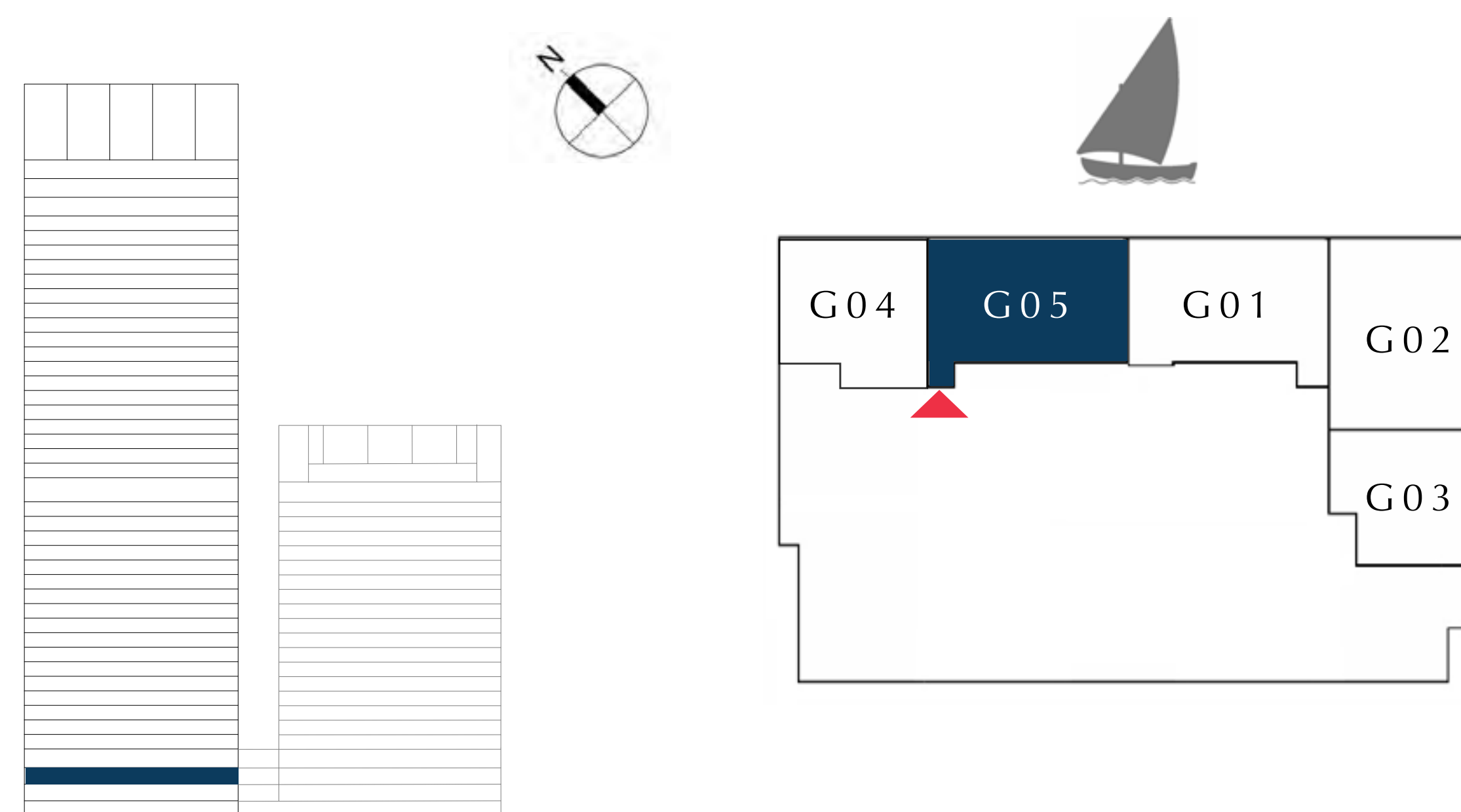
CREEK EDGE

TOWER 1

## 2 BEDROOM

UNIT G05 | GROUND LEVEL

SUITE AREA	993.19 SQ.FT.	92.27 SQ.M.
BALCONY AREA	75.89 SQ.FT.	7.05 SQ.M.
TOTAL AREA	1069.08 SQ.FT.	99.32 SQ.M.



FLOOR PLAN 1. All dimensions are in imperial and metric, and measured from finish to finish excluding construction tolerances. 2. All materials, dimensions, and drawings are approximate only. 3. Information is subject to change without notice, at developer's absolute discretion. 4. Actual area may vary from the stated area. 5. Drawings not to scale. 6. All images used are for illustrative purposes only and do not represent the actual size, features, specifications, fittings, and furnishings. 7. The developer reserves the right to make revisions / alterations, at it's absolute discretion, without any liability whatsoever.



TOWER 1

LEVEL 1

EMAAR



# DUBAI CREEK HARBOUR

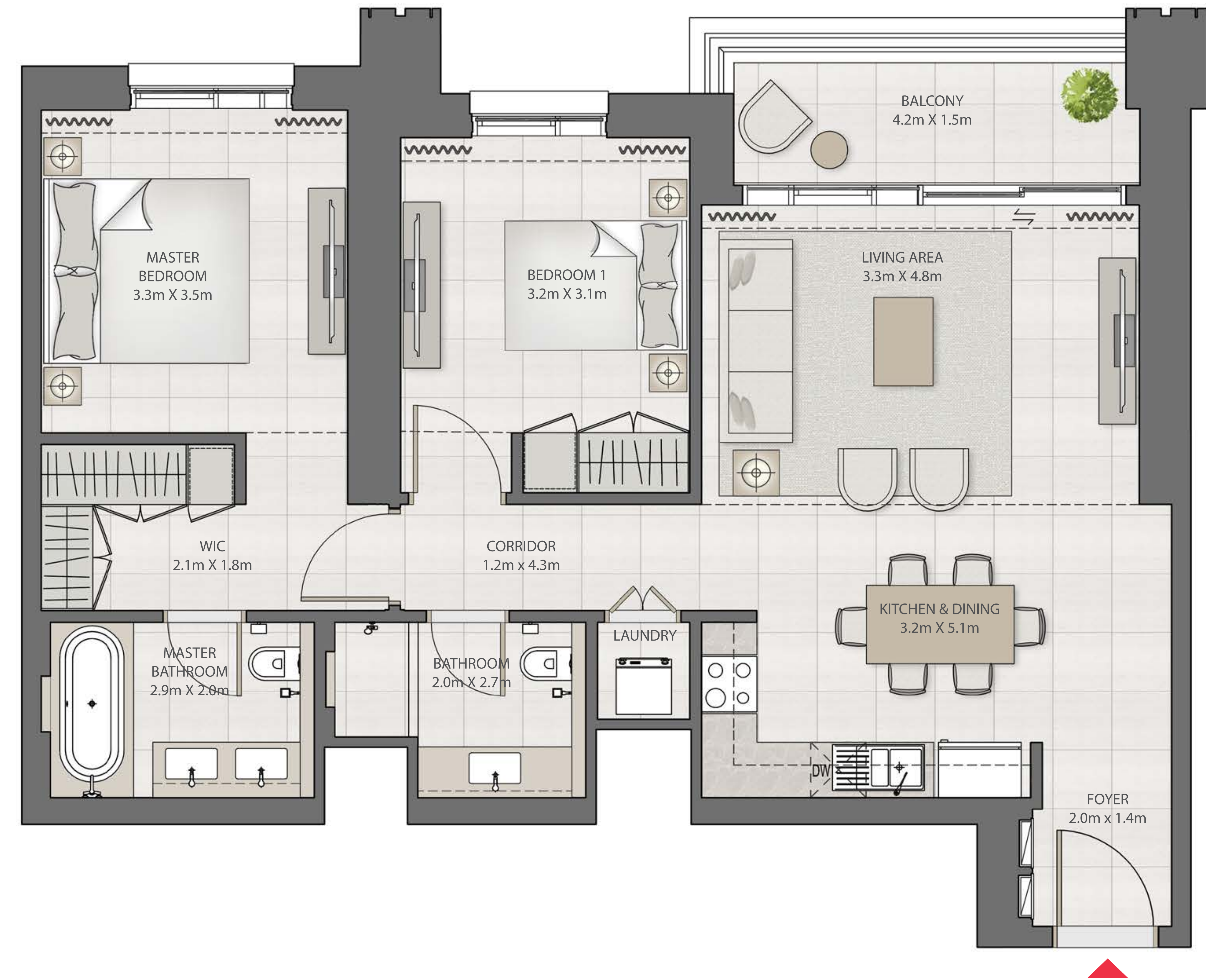
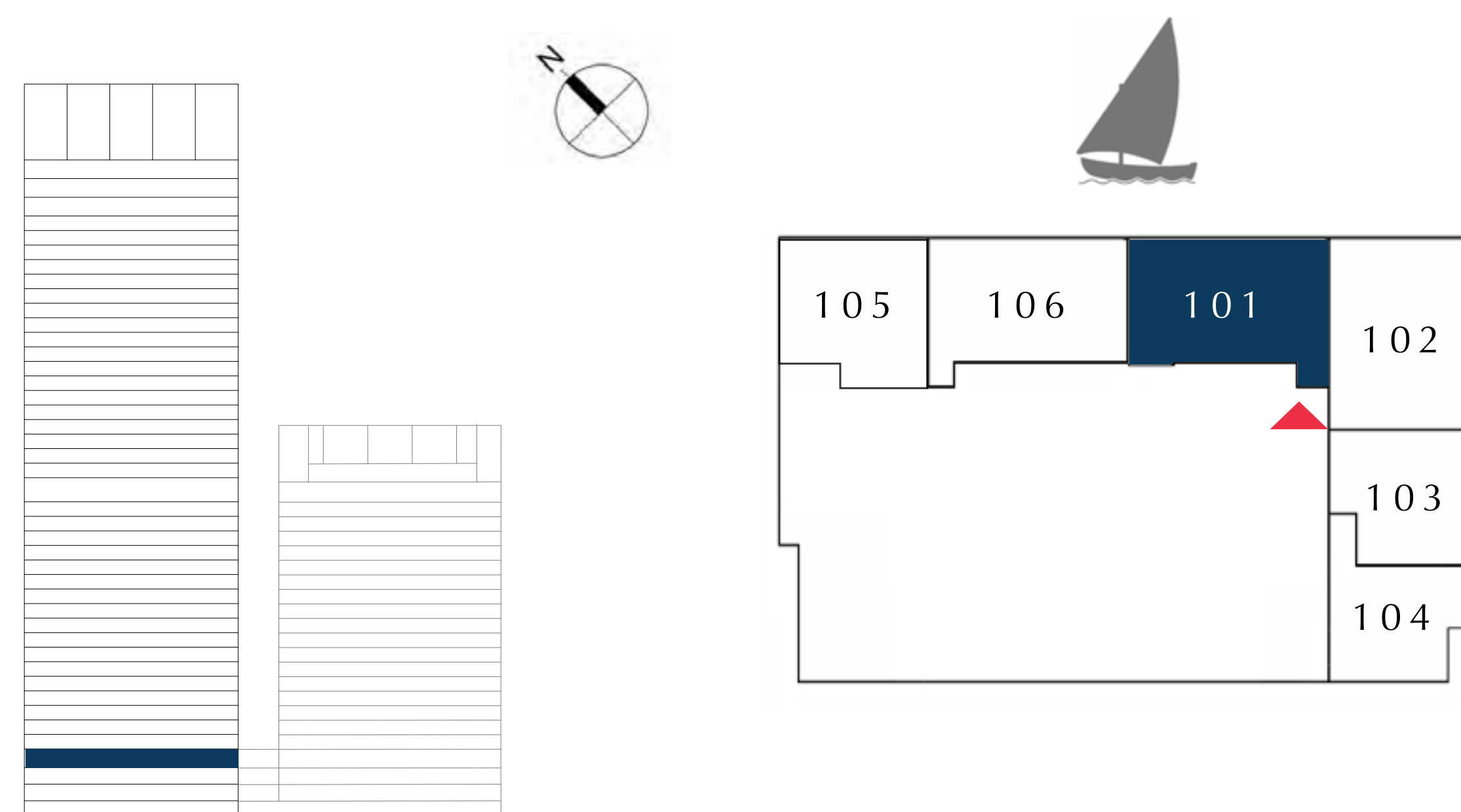
CREEK EDGE

TOWER 1

## 2 BEDROOM

UNIT 101 | LEVEL 1

SUITE AREA	1002.12 SQ.FT.	93.10 SQ.M.
BALCONY AREA	75.89 SQ.FT.	7.05 SQ.M.
TOTAL AREA	1078.01 SQ.FT.	100.15 SQ.M.



FLOOR PLAN 1. All dimensions are in imperial and metric, and measured from finish to finish excluding construction tolerances. 2. All materials, dimensions, and drawings are approximate only. 3. Information is subject to change without notice, at developer's absolute discretion. 4. Actual area may vary from the stated area. 5. Drawings not to scale. 6. All images used are for illustrative purposes only and do not represent the actual size, features, specifications, fittings, and furnishings. 7. The developer reserves the right to make revisions / alterations, at it's absolute discretion, without any liability whatsoever.



# DUBAI CREEK HARBOUR

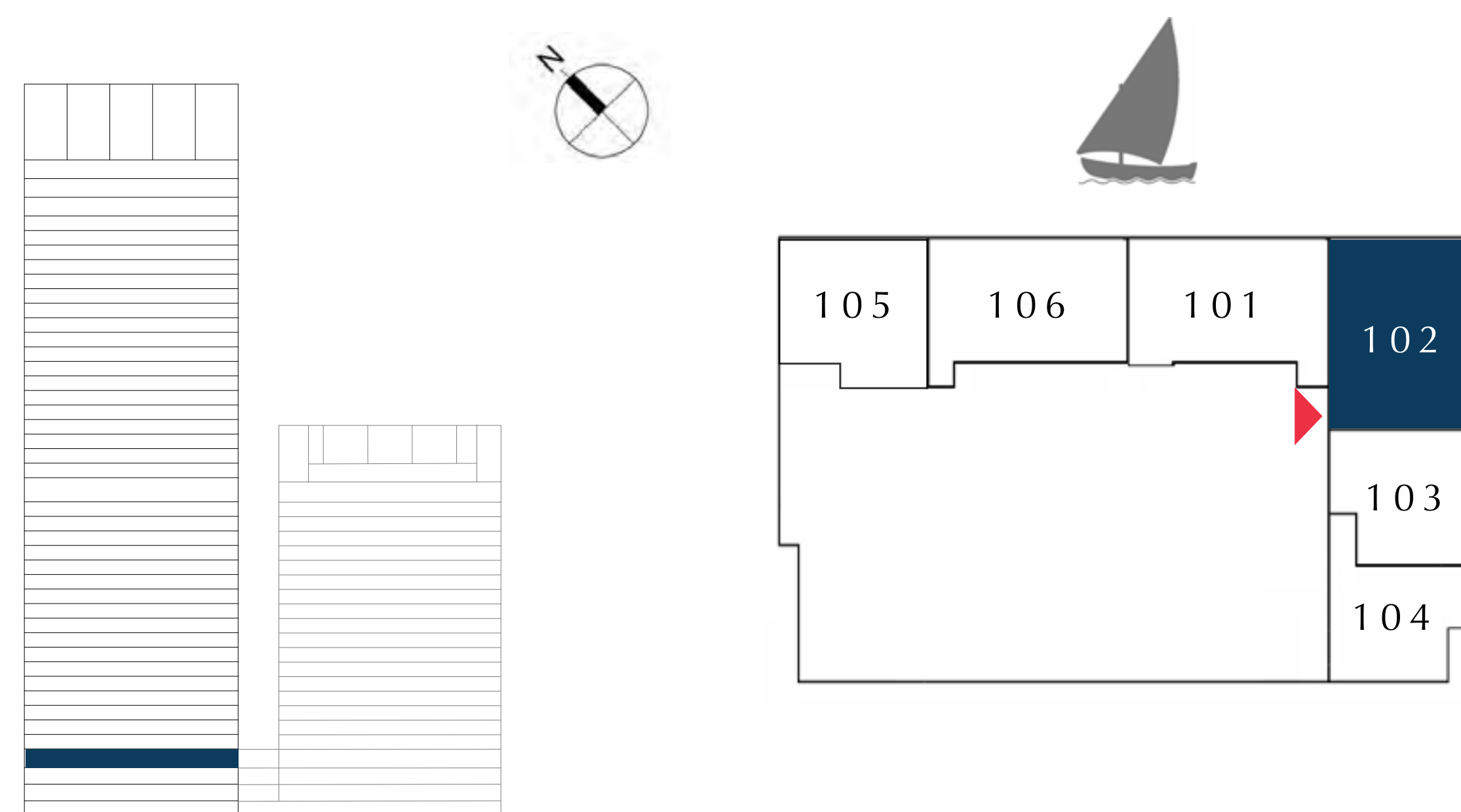
CREEK EDGE

TOWER 1

## 2 BEDROOM

UNIT 102 | LEVEL 1

SUITE AREA	1035.81 SQ.FT.	96.23 SQ.M.
BALCONY AREA	148.11 SQ.FT.	13.76 SQ.M.
TOTAL AREA	1183.92 SQ.FT.	109.99 SQ.M.



FLOOR PLAN 1. All dimensions are in imperial and metric, and measured from finish to finish excluding construction tolerances. 2. All materials, dimensions, and drawings are approximate only. 3. Information is subject to change without notice, at developer's absolute discretion. 4. Actual area may vary from the stated area. 5. Drawings not to scale. 6. All images used are for illustrative purposes only and do not represent the actual size, features, specifications, fittings, and furnishings. 7. The developer reserves the right to make revisions / alterations, at it's absolute discretion, without any liability whatsoever.



# DUBAI CREEK HARBOUR

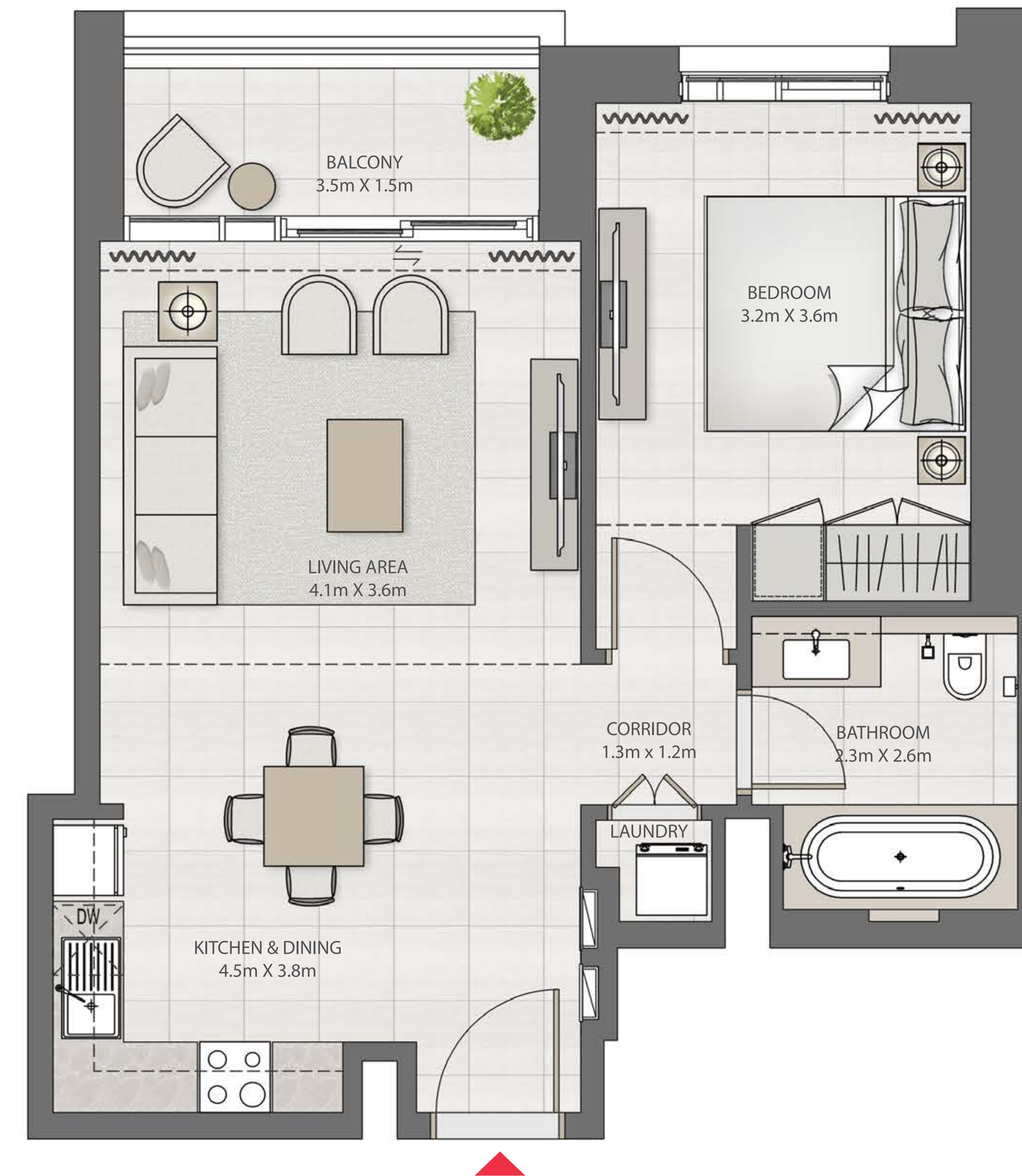
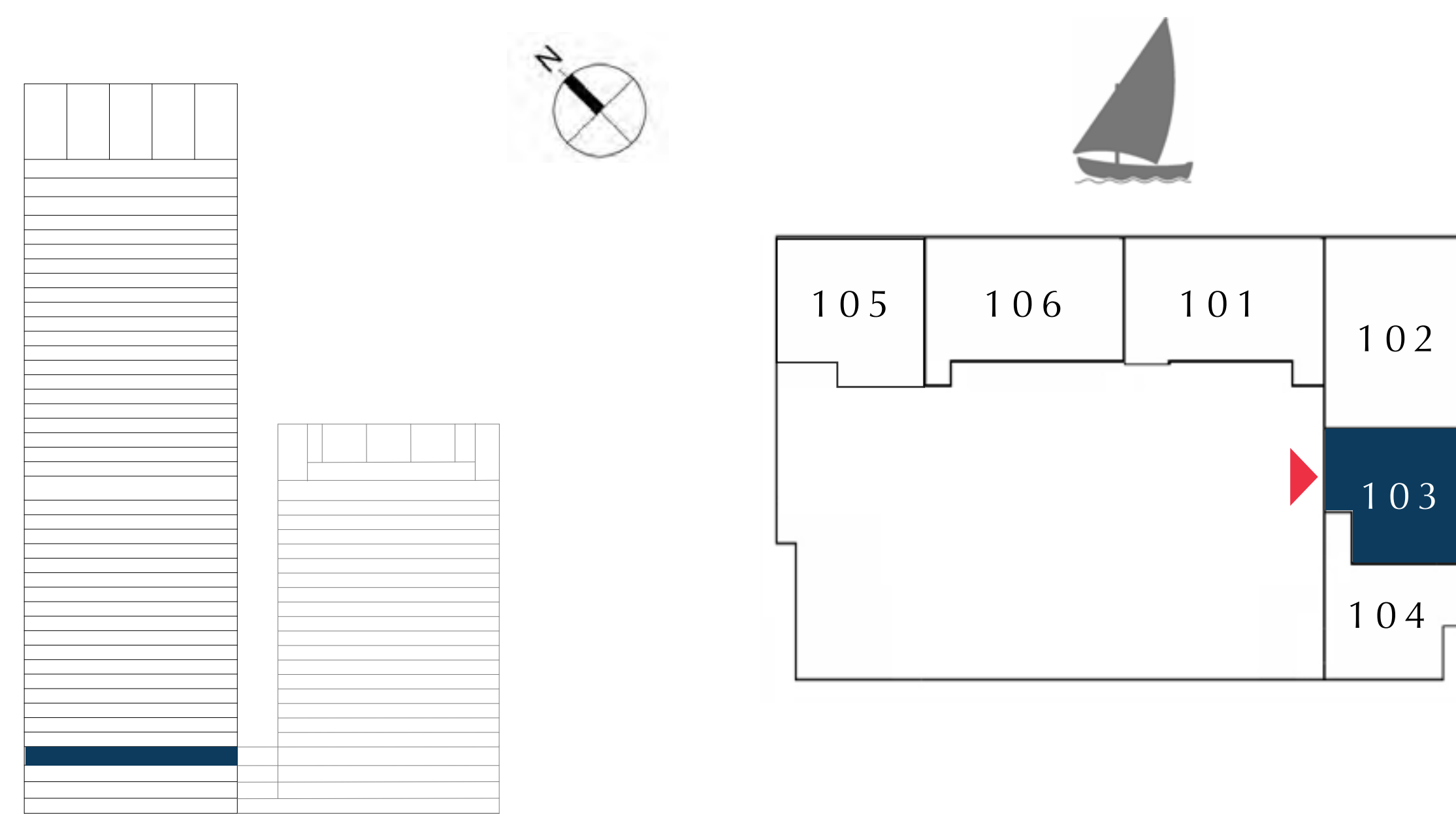
CREEK EDGE

TOWER 1

## 1 BEDROOM

UNIT 103 | LEVEL 1

SUITE AREA	650.03 SQ.FT.	60.39 SQ.M.
BALCONY AREA	70.29 SQ.FT.	6.53 SQ.M.
TOTAL AREA	720.32 SQ.FT.	66.92 SQ.M.



FLOOR PLAN 1. All dimensions are in imperial and metric, and measured from finish to finish excluding construction tolerances. 2. All materials, dimensions, and drawings are approximate only. 3. Information is subject to change without notice, at developer's absolute discretion. 4. Actual area may vary from the stated area. 5. Drawings not to scale. 6. All images used are for illustrative purposes only and do not represent the actual size, features, specifications, fittings, and furnishings. 7. The developer reserves the right to make revisions / alterations, at it's absolute discretion, without any liability whatsoever.



# DUBAI CREEK HARBOUR

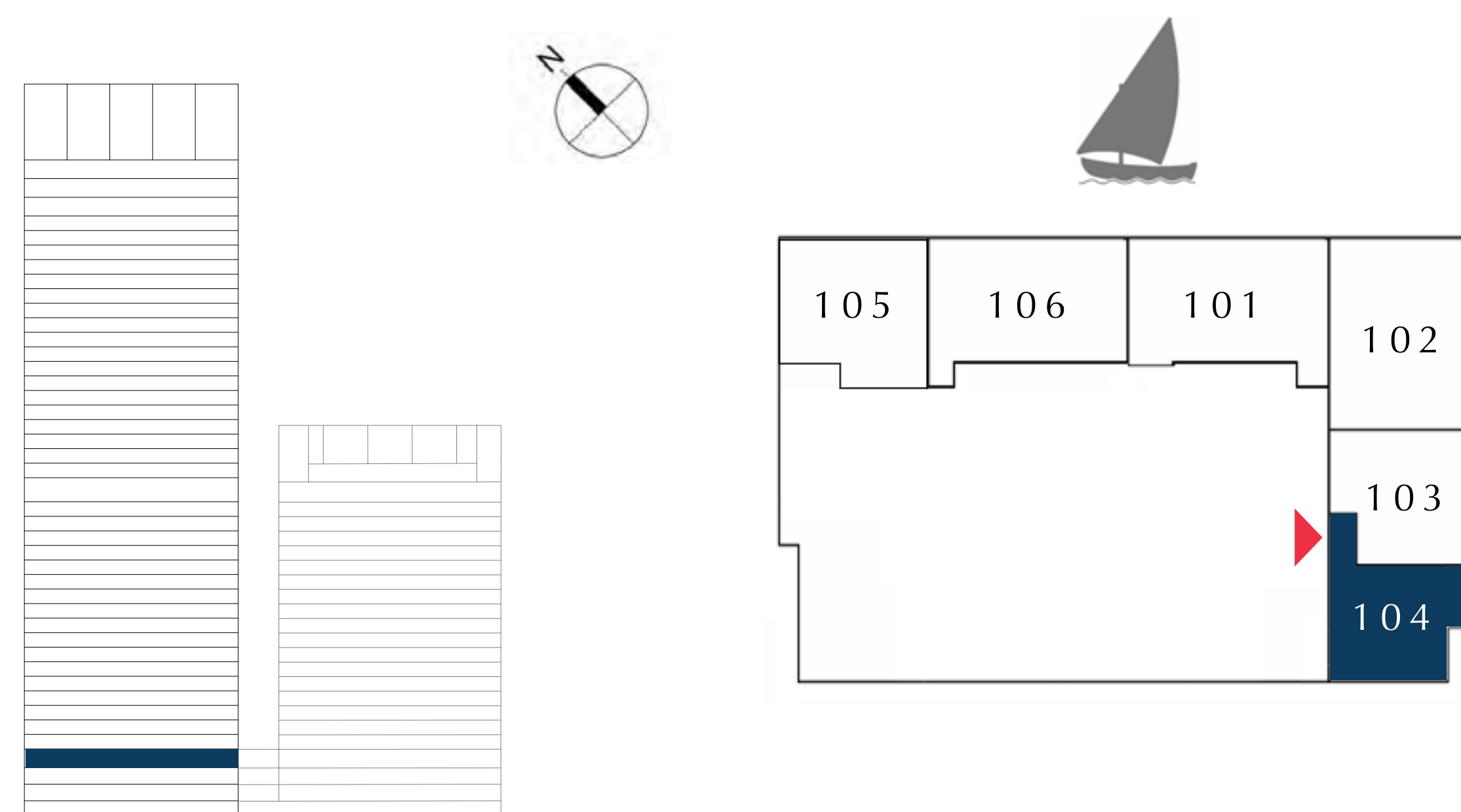
CREEK EDGE

TOWER 1

## 1 BEDROOM

UNIT 104 | LEVEL 1

SUITE AREA	739.05 SQ.FT.	68.66 SQ.M.
BALCONY AREA	73.30 SQ.FT.	6.81 SQ.M.
TOTAL AREA	812.35 SQ.FT.	75.47 SQ.M.



FLOOR PLAN 1. All dimensions are in imperial and metric, and measured from finish to finish excluding construction tolerances. 2. All materials, dimensions, and drawings are approximate only. 3. Information is subject to change without notice, at developer's absolute discretion. 4. Actual area may vary from the stated area. 5. Drawings not to scale. 6. All images used are for illustrative purposes only and do not represent the actual size, features, specifications, fittings, and furnishings. 7. The developer reserves the right to make revisions / alterations, at it's absolute discretion, without any liability whatsoever.



# DUBAI CREEK HARBOUR

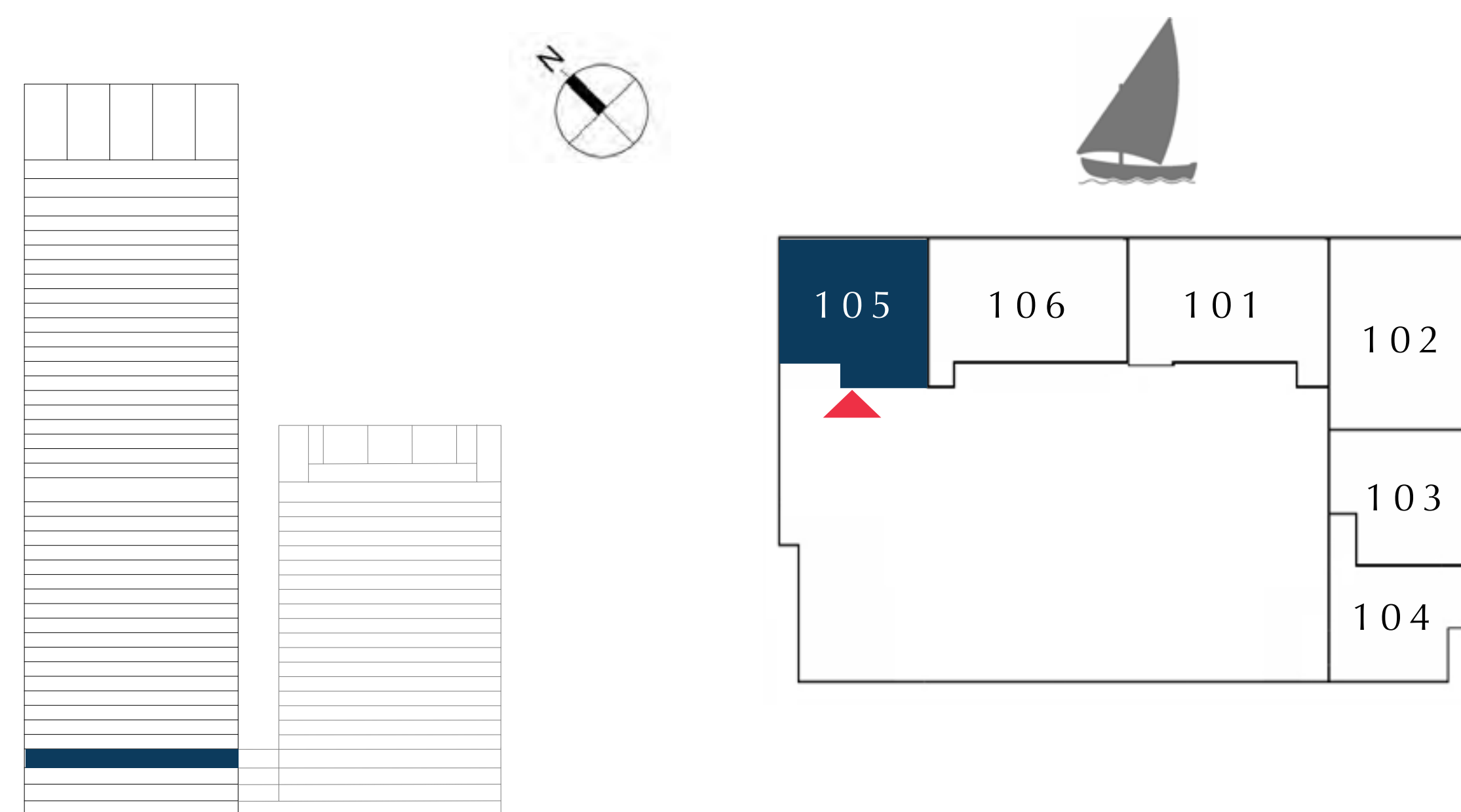
CREEK EDGE

TOWER 1

## 1 BEDROOM

UNIT 105 | LEVEL 1

SUITE AREA	673.07 SQ.FT.	62.53 SQ.M.
BALCONY AREA	150.69 SQ.FT.	14.00 SQ.M.
TOTAL AREA	823.76 SQ.FT.	76.53 SQ.M.



FLOOR PLAN 1. All dimensions are in imperial and metric, and measured from finish to finish excluding construction tolerances. 2. All materials, dimensions, and drawings are approximate only. 3. Information is subject to change without notice, at developer's absolute discretion. 4. Actual area may vary from the stated area. 5. Drawings not to scale. 6. All images used are for illustrative purposes only and do not represent the actual size, features, specifications, fittings, and furnishings. 7. The developer reserves the right to make revisions / alterations, at it's absolute discretion, without any liability whatsoever.



# DUBAI CREEK HARBOUR

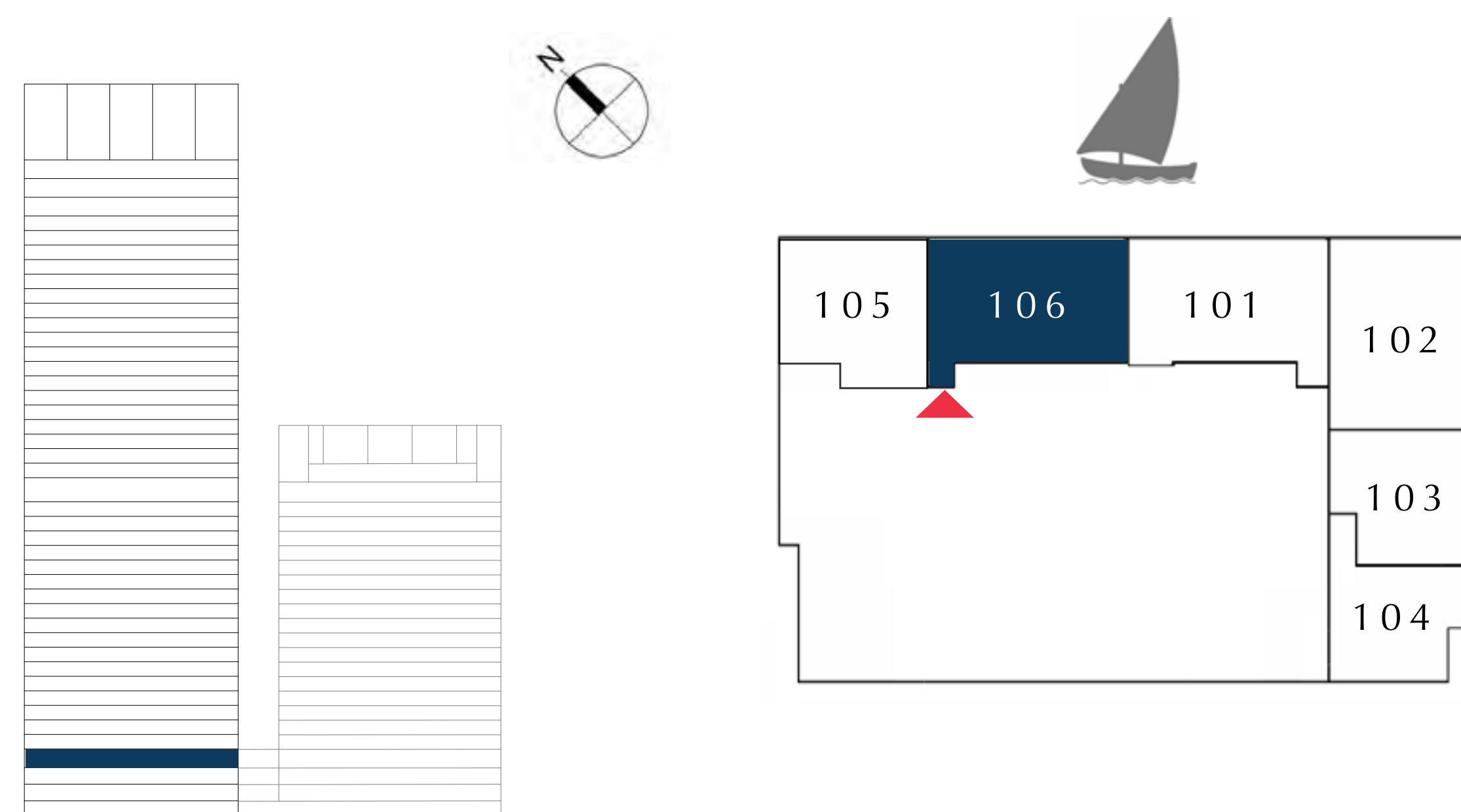
CREEK EDGE

TOWER 1

## 2 BEDROOM

UNIT 106 | LEVEL 1

SUITE AREA	993.19 SQ.FT.	92.27 SQ.M.
BALCONY AREA	75.89 SQ.FT.	7.05 SQ.M.
TOTAL AREA	1069.08 SQ.FT.	99.32 SQ.M.



FLOOR PLAN 1. All dimensions are in imperial and metric, and measured from finish to finish excluding construction tolerances. 2. All materials, dimensions, and drawings are approximate only. 3. Information is subject to change without notice, at developer's absolute discretion. 4. Actual area may vary from the stated area. 5. Drawings not to scale. 6. All images used are for illustrative purposes only and do not represent the actual size, features, specifications, fittings, and furnishings. 7. The developer reserves the right to make revisions / alterations, at it's absolute discretion, without any liability whatsoever.



TOWER 1

LEVEL 2

EMAAR



# DUBAI CREEK HARBOUR

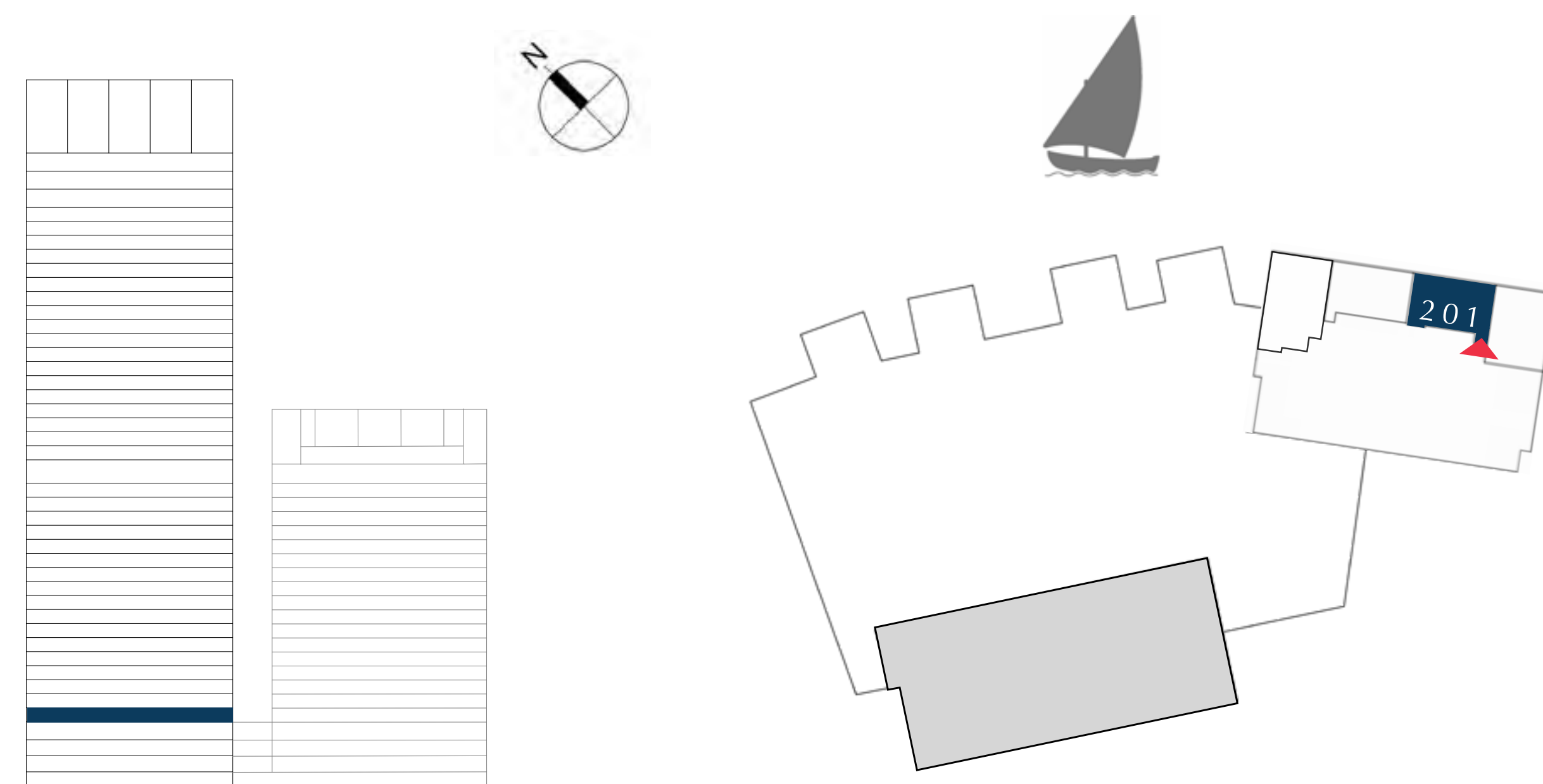
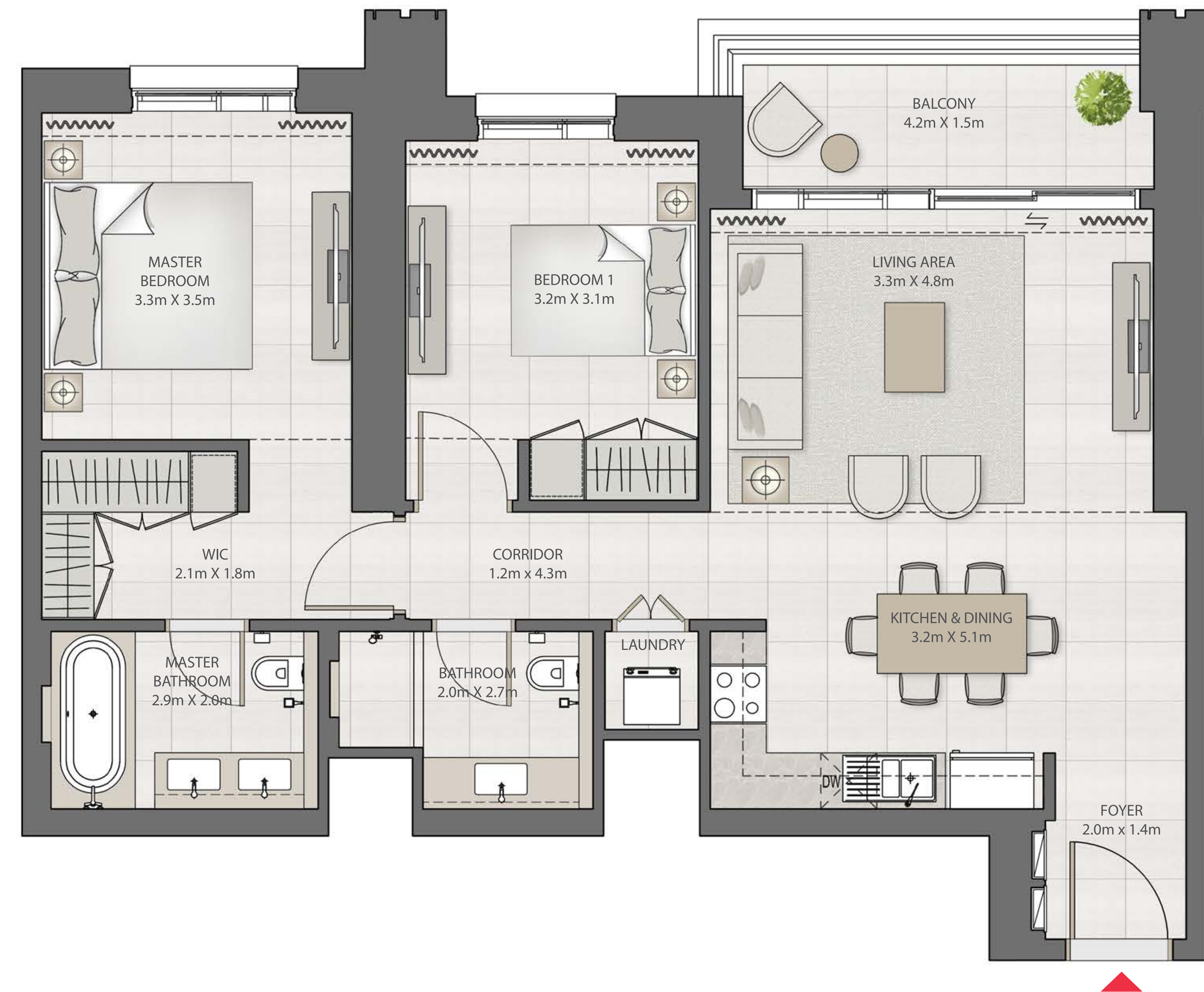
CREEK EDGE

TOWER 1

## 2 BEDROOM

UNIT 201 | LEVEL 2

SUITE AREA	1002.12 SQ.FT.	93.10 SQ.M.
BALCONY AREA	75.89 SQ.FT.	7.05 SQ.M.
TOTAL AREA	1078.01 SQ.FT.	100.15 SQ.M.



FLOOR PLAN 1. All dimensions are in imperial and metric, and measured from finish to finish excluding construction tolerances. 2. All materials, dimensions, and drawings are approximate only. 3. Information is subject to change without notice, at developer's absolute discretion. 4. Actual area may vary from the stated area. 5. Drawings not to scale. 6. All images used are for illustrative purposes only and do not represent the actual size, features, specifications, fittings, and furnishings. 7. The developer reserves the right to make revisions / alterations, at it's absolute discretion, without any liability whatsoever.



# DUBAI CREEK HARBOUR

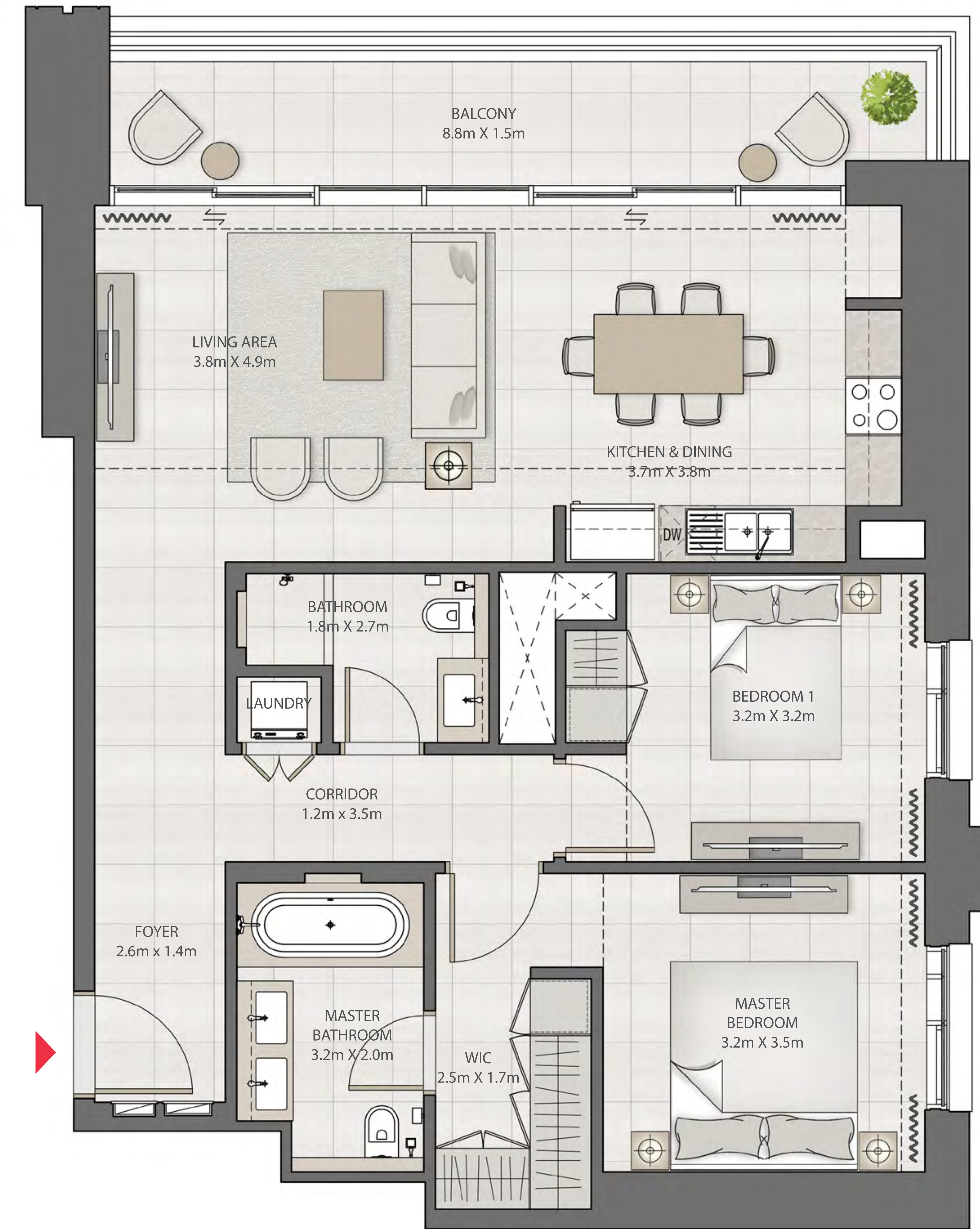
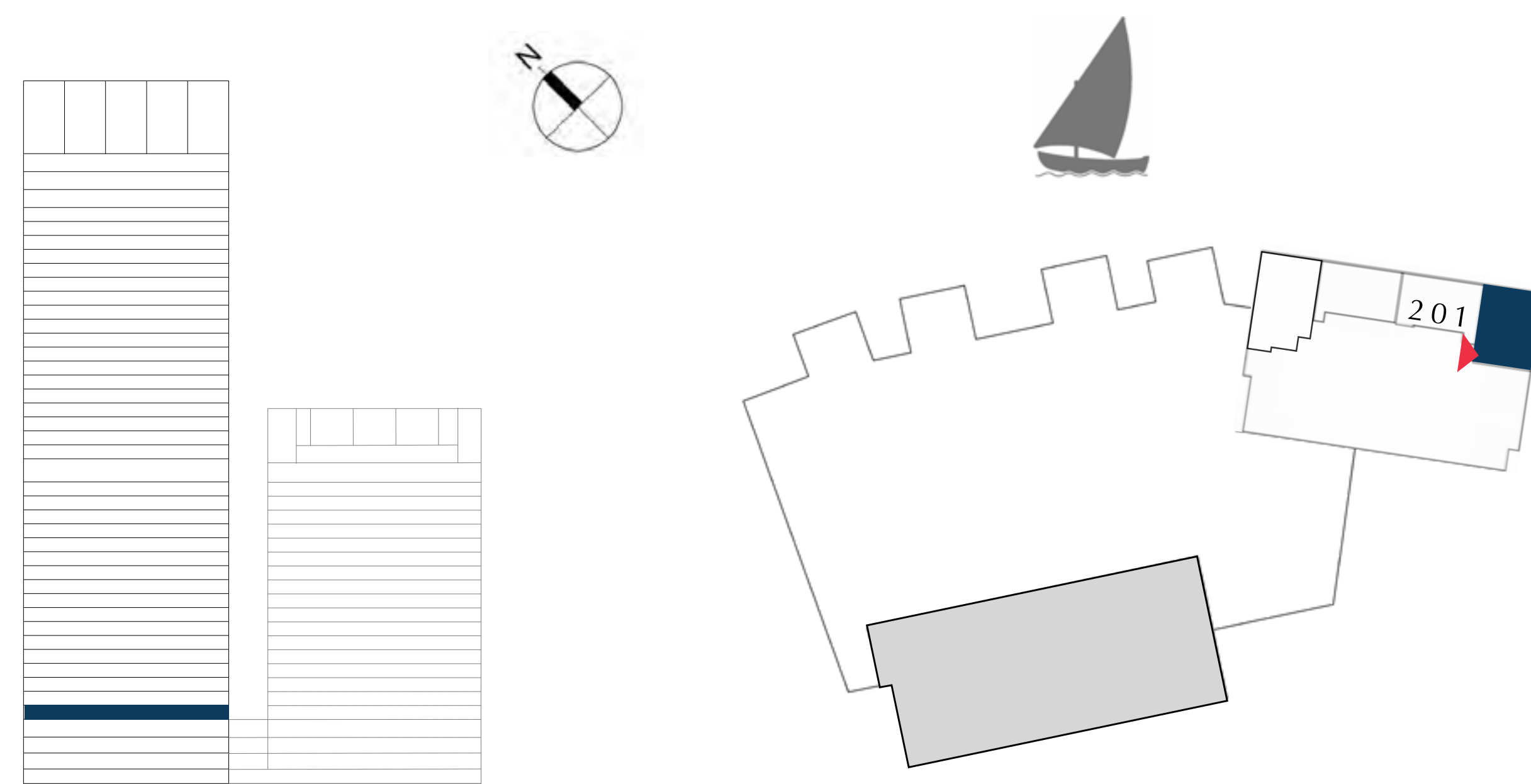
CREEK EDGE

TOWER 1

## 2 BEDROOM

UNIT 202 | LEVEL 2

SUITE AREA	1031.83 SQ.FT.	95.86 SQ.M.
BALCONY AREA	148.11 SQ.FT.	13.76 SQ.M.
TOTAL AREA	1179.94 SQ.FT.	109.62 SQ.M.



FLOOR PLAN 1. All dimensions are in imperial and metric, and measured from finish to finish excluding construction tolerances. 2. All materials, dimensions, and drawings are approximate only. 3. Information is subject to change without notice, at developer's absolute discretion. 4. Actual area may vary from the stated area. 5. Drawings not to scale. 6. All images used are for illustrative purposes only and do not represent the actual size, features, specifications, fittings, and furnishings. 7. The developer reserves the right to make revisions / alterations, at it's absolute discretion, without any liability whatsoever.



# DUBAI CREEK HARBOUR

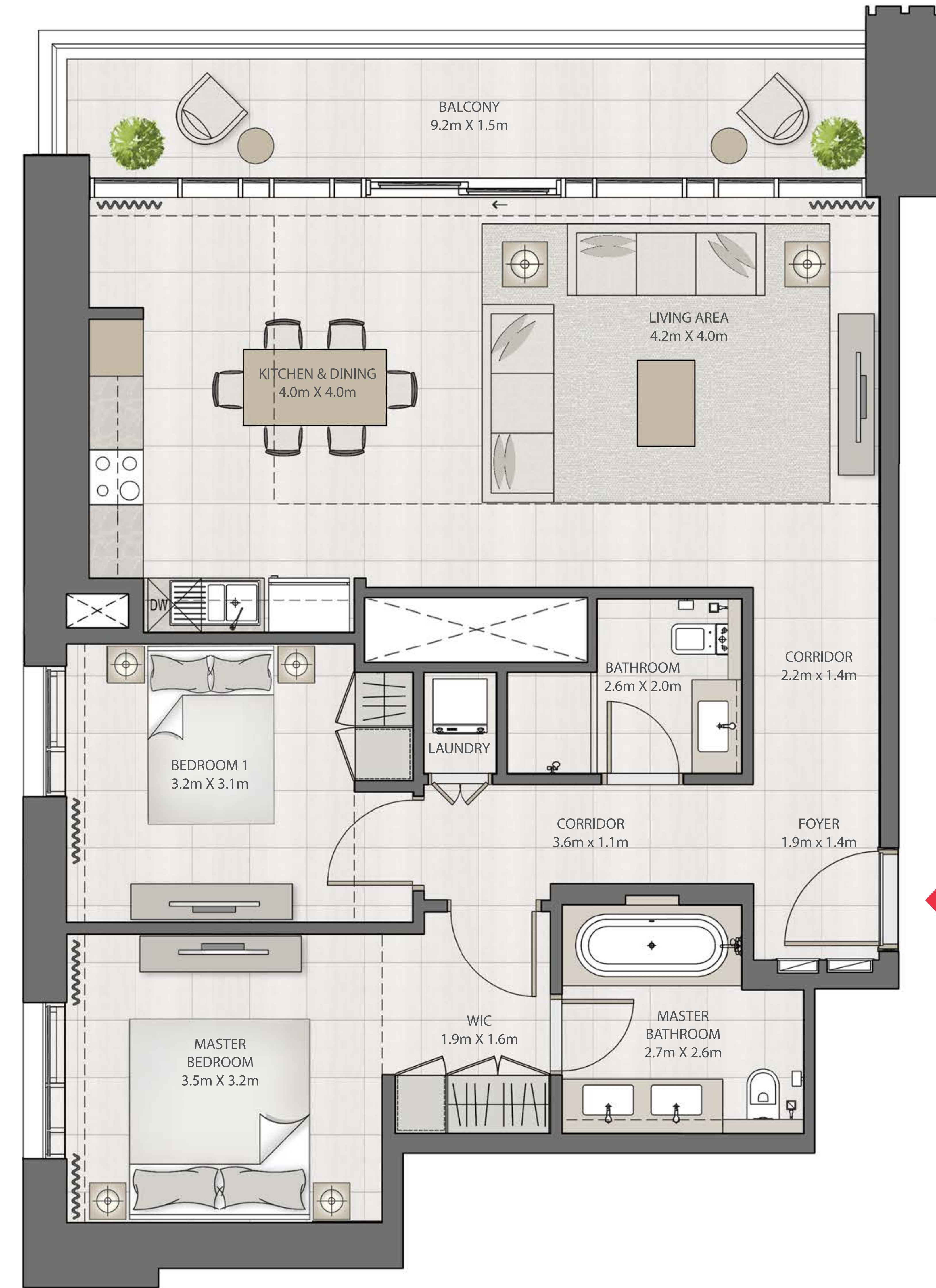
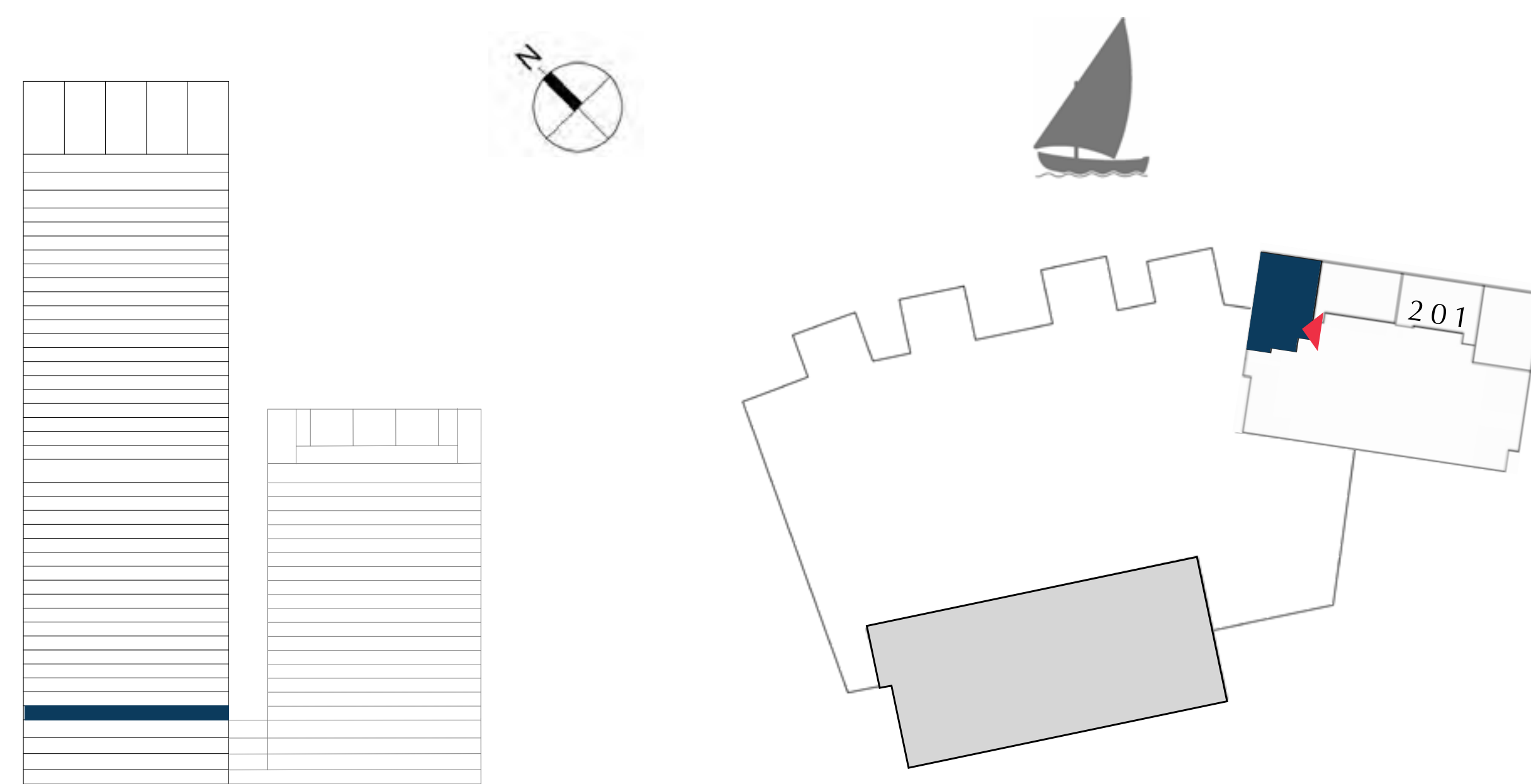
CREEK EDGE

TOWER 1

## 2 BEDROOM

UNIT 203 | LEVEL 2

SUITE AREA	1078.65 SQ.FT.	100.21 SQ.M.
BALCONY AREA	150.05 SQ.FT.	13.94 SQ.M.
TOTAL AREA	1228.70 SQ.FT.	114.15 SQ.M.



FLOOR PLAN 1. All dimensions are in imperial and metric, and measured from finish to finish excluding construction tolerances. 2. All materials, dimensions, and drawings are approximate only. 3. Information is subject to change without notice, at developer's absolute discretion. 4. Actual area may vary from the stated area. 5. Drawings not to scale. 6. All images used are for illustrative purposes only and do not represent the actual size, features, specifications, fittings, and furnishings. 7. The developer reserves the right to make revisions / alterations, at it's absolute discretion, without any liability whatsoever.



# DUBAI CREEK HARBOUR

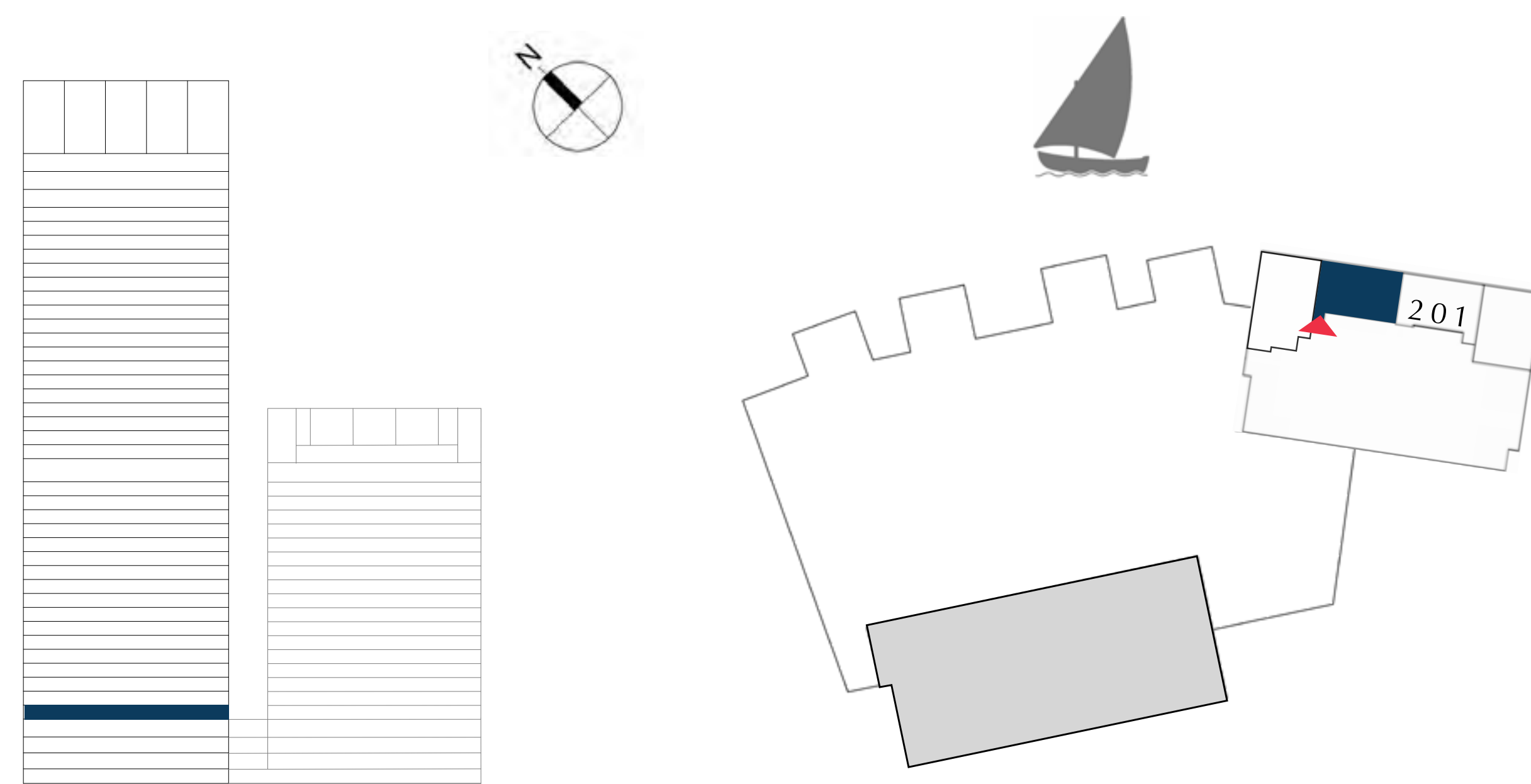
CREEK EDGE

TOWER 1

## 2 BEDROOM

UNIT 204 | LEVEL 2

SUITE AREA	972.09 SQ.FT.	90.31 SQ.M.
BALCONY AREA	75.89 SQ.FT.	7.05 SQ.M.
TOTAL AREA	1047.98 SQ.FT.	97.36 SQ.M.



FLOOR PLAN 1. All dimensions are in imperial and metric, and measured from finish to finish excluding construction tolerances. 2. All materials, dimensions, and drawings are approximate only. 3. Information is subject to change without notice, at developer's absolute discretion. 4. Actual area may vary from the stated area. 5. Drawings not to scale. 6. All images used are for illustrative purposes only and do not represent the actual size, features, specifications, fittings, and furnishings. 7. The developer reserves the right to make revisions / alterations, at it's absolute discretion, without any liability whatsoever.



TOWER 1

TIER 1

EMAAR



# DUBAI CREEK HARBOUR

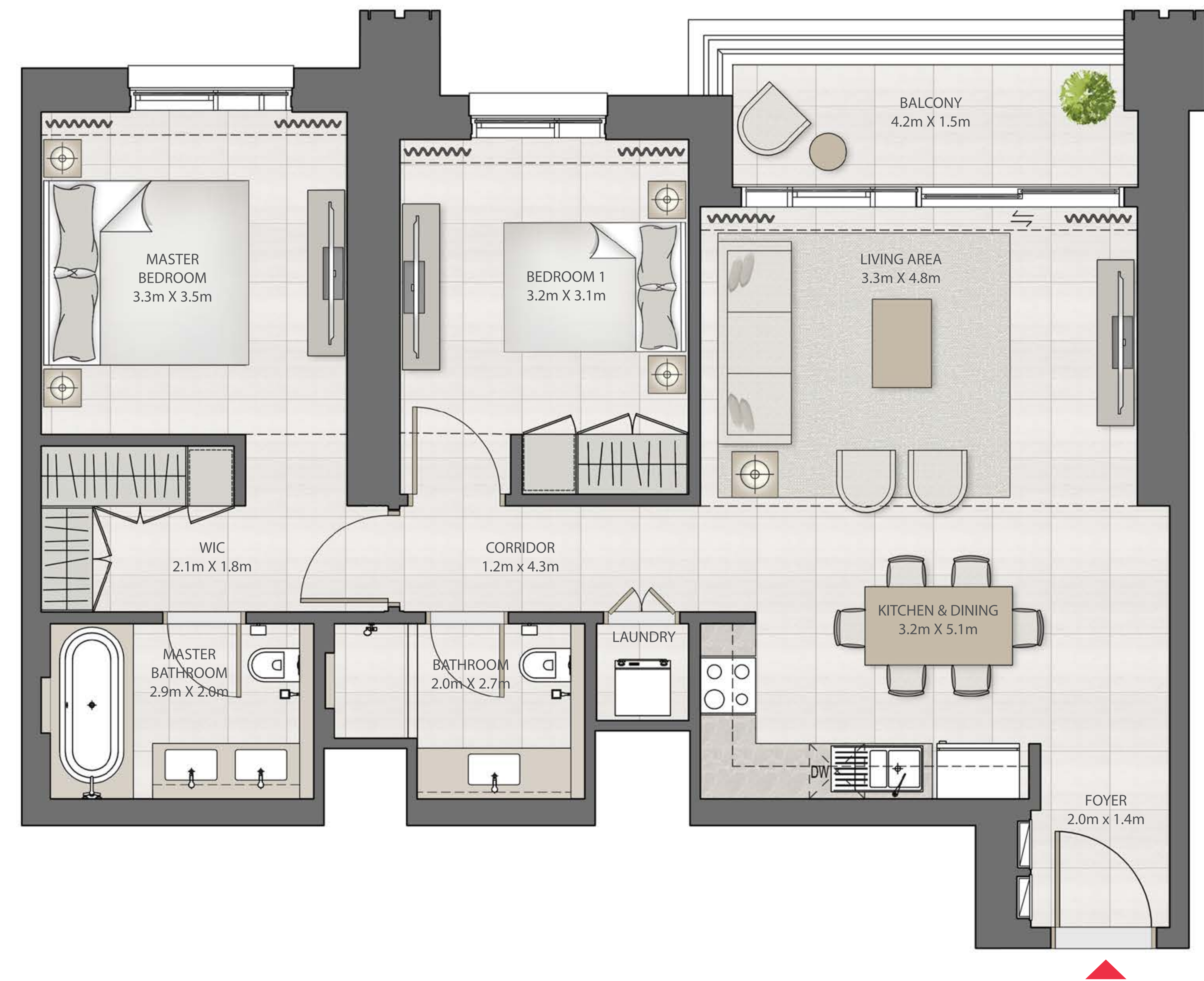
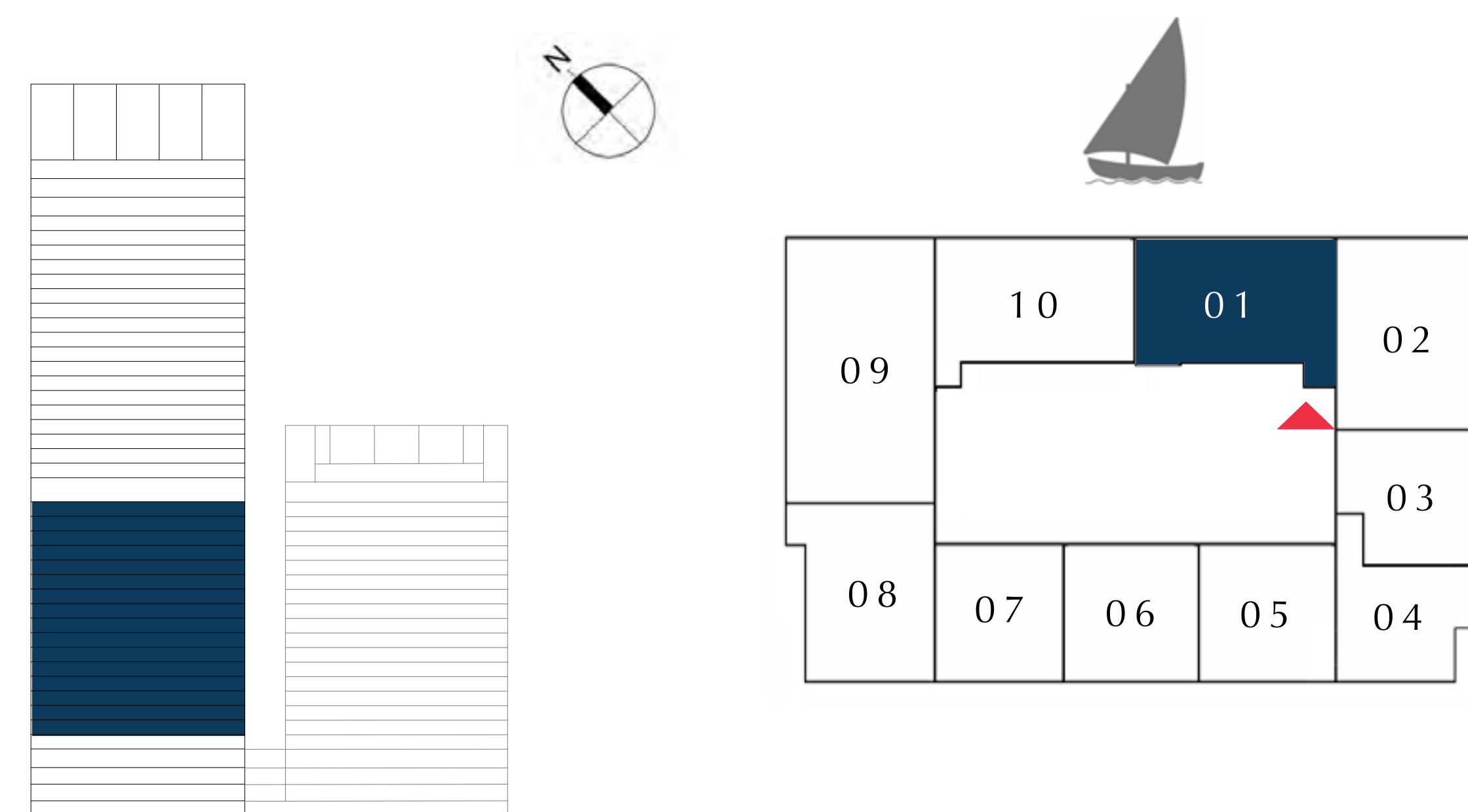
CREEK EDGE

TOWER 1

## 2 BEDROOM

UNIT 01 | LEVEL 3-18

SUITE AREA	1002.12 SQ.FT.	93.10 SQ.M.
BALCONY AREA	75.89 SQ.FT.	7.05 SQ.M.
TOTAL AREA	1078.01 SQ.FT.	100.15 SQ.M.



FLOOR PLAN 1. All dimensions are in imperial and metric, and measured from finish to finish excluding construction tolerances. 2. All materials, dimensions, and drawings are approximate only. 3. Information is subject to change without notice, at developer's absolute discretion. 4. Actual area may vary from the stated area. 5. Drawings not to scale. 6. All images used are for illustrative purposes only and do not represent the actual size, features, specifications, fittings, and furnishings. 7. The developer reserves the right to make revisions / alterations, at it's absolute discretion, without any liability whatsoever.



# DUBAI CREEK HARBOUR

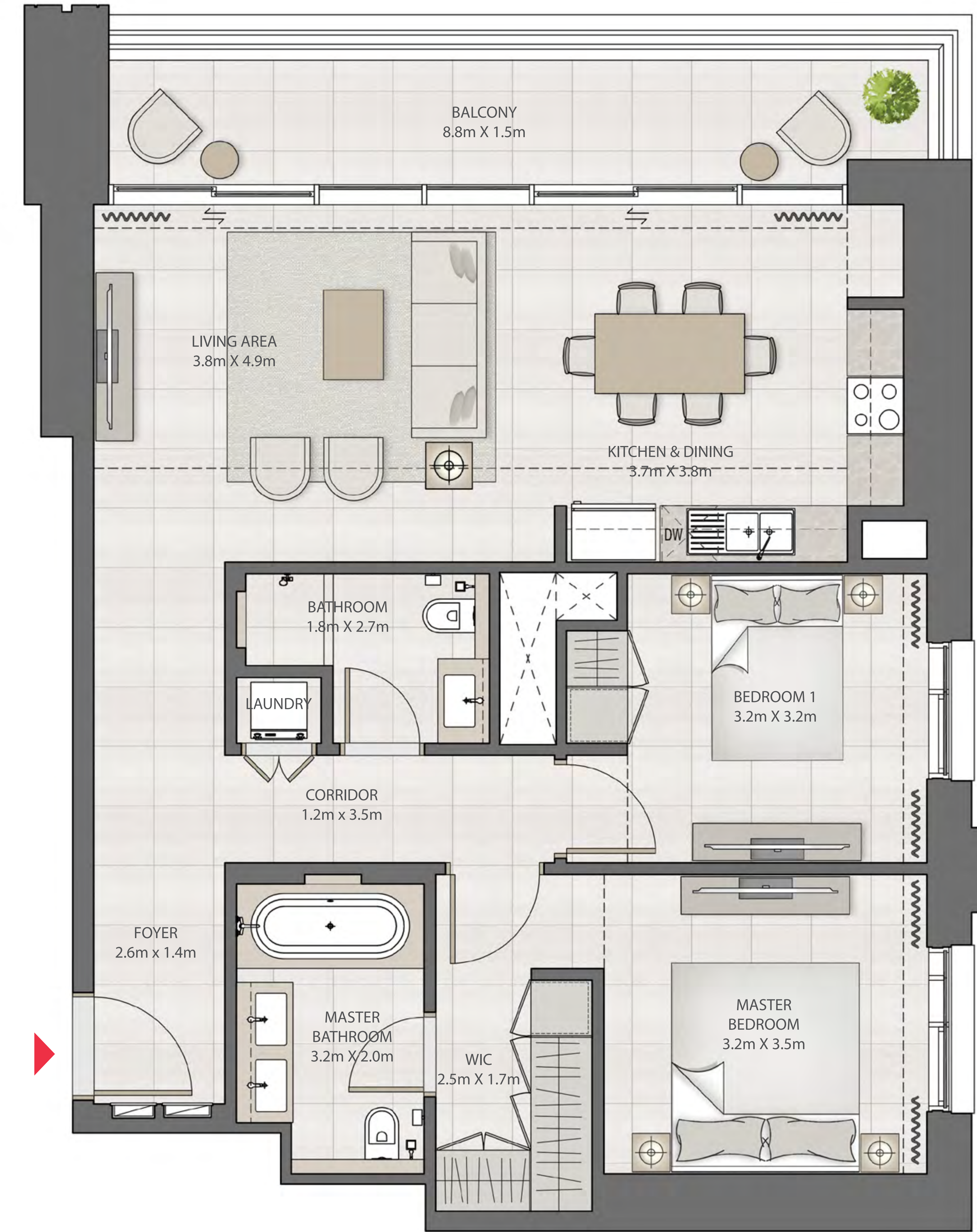
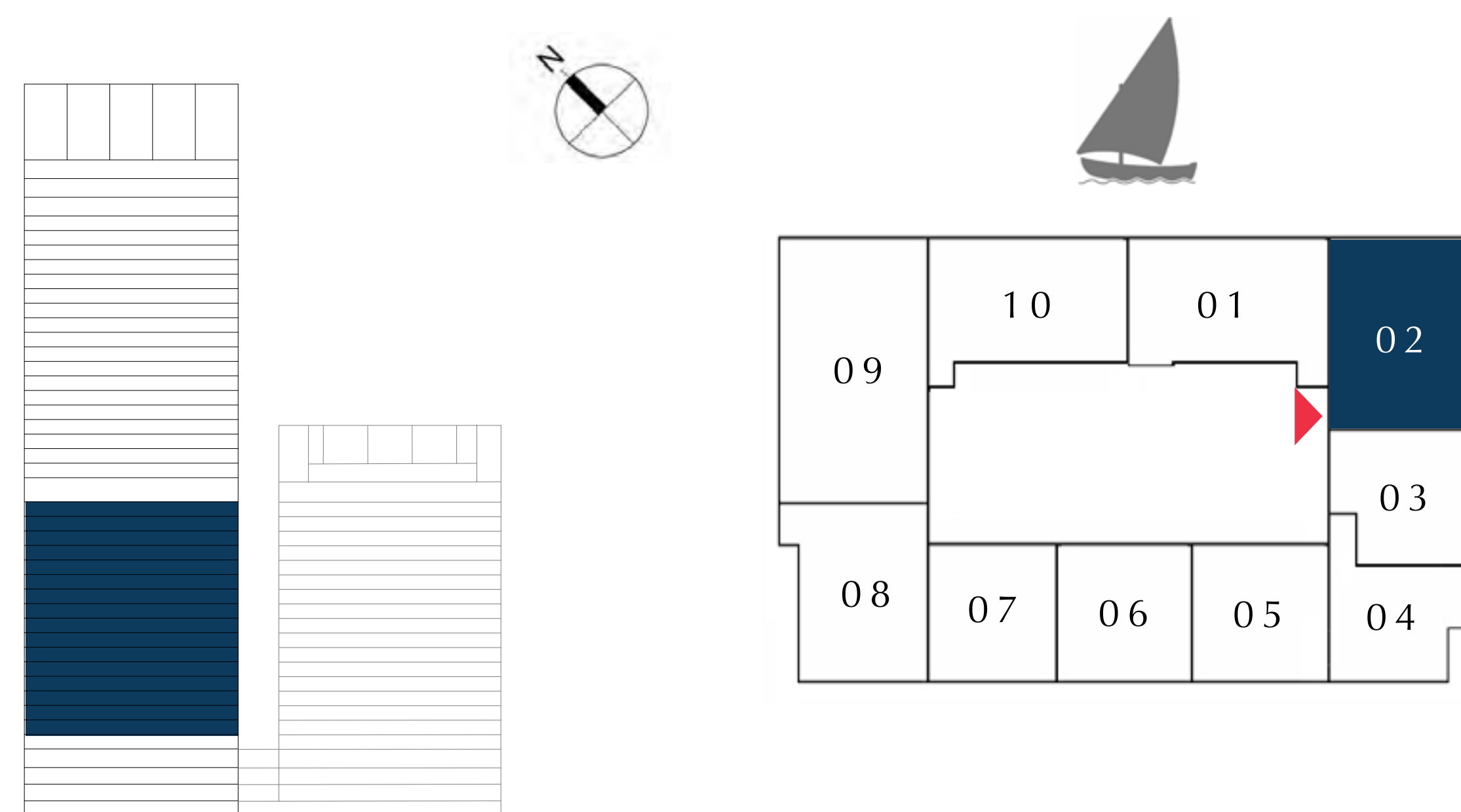
CREEK EDGE

TOWER 1

## 2 BEDROOM

UNIT 02 | LEVEL 3-18

SUITE AREA	1035.81 SQ.FT.	96.23 SQ.M.
BALCONY AREA	148.11 SQ.FT.	13.76 SQ.M.
TOTAL AREA	1183.92 SQ.FT.	109.99 SQ.M.



FLOOR PLAN 1. All dimensions are in imperial and metric, and measured from finish to finish excluding construction tolerances. 2. All materials, dimensions, and drawings are approximate only. 3. Information is subject to change without notice, at developer's absolute discretion. 4. Actual area may vary from the stated area. 5. Drawings not to scale. 6. All images used are for illustrative purposes only and do not represent the actual size, features, specifications, fittings, and furnishings. 7. The developer reserves the right to make revisions / alterations, at it's absolute discretion, without any liability whatsoever.



# DUBAI CREEK HARBOUR

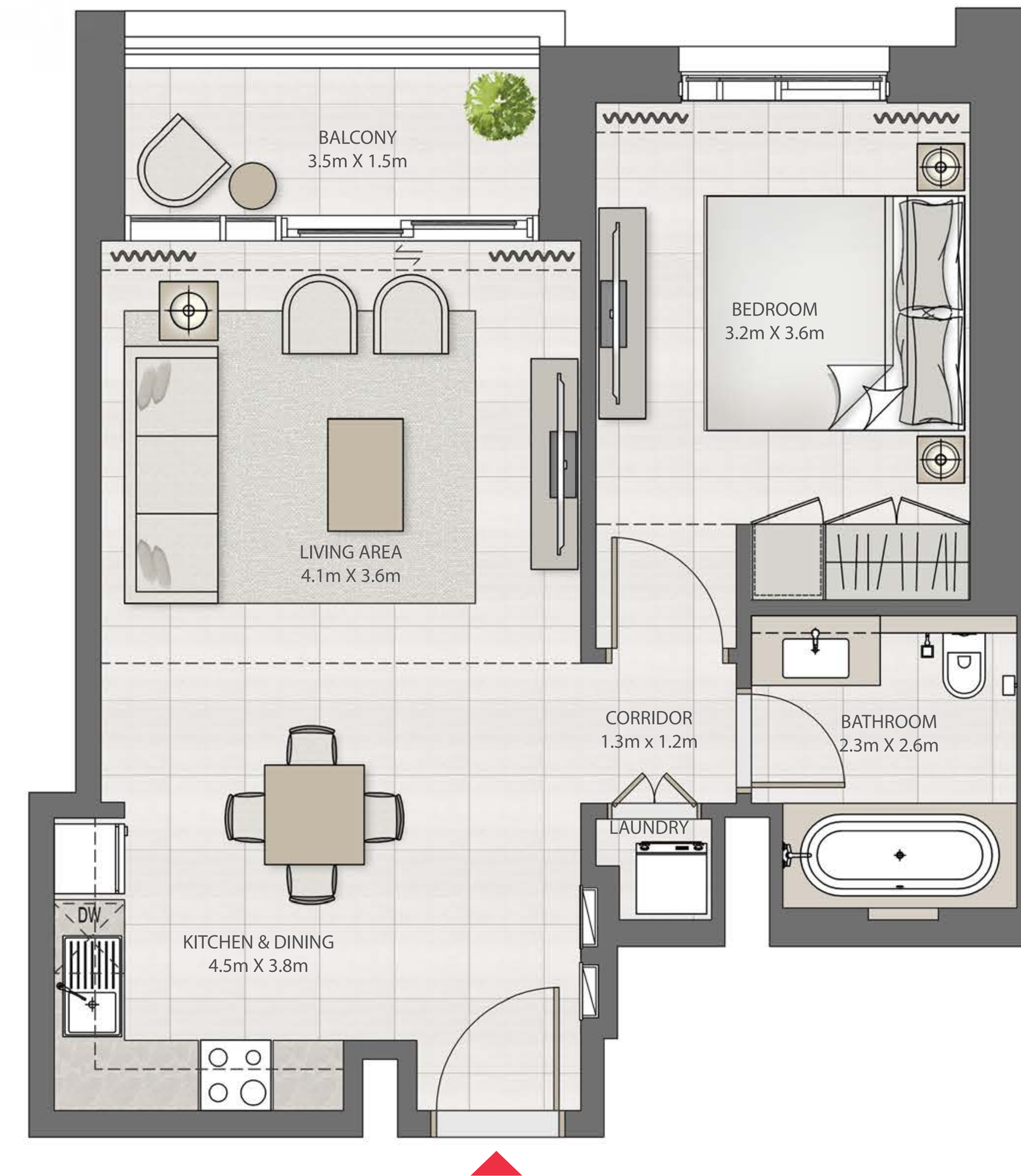
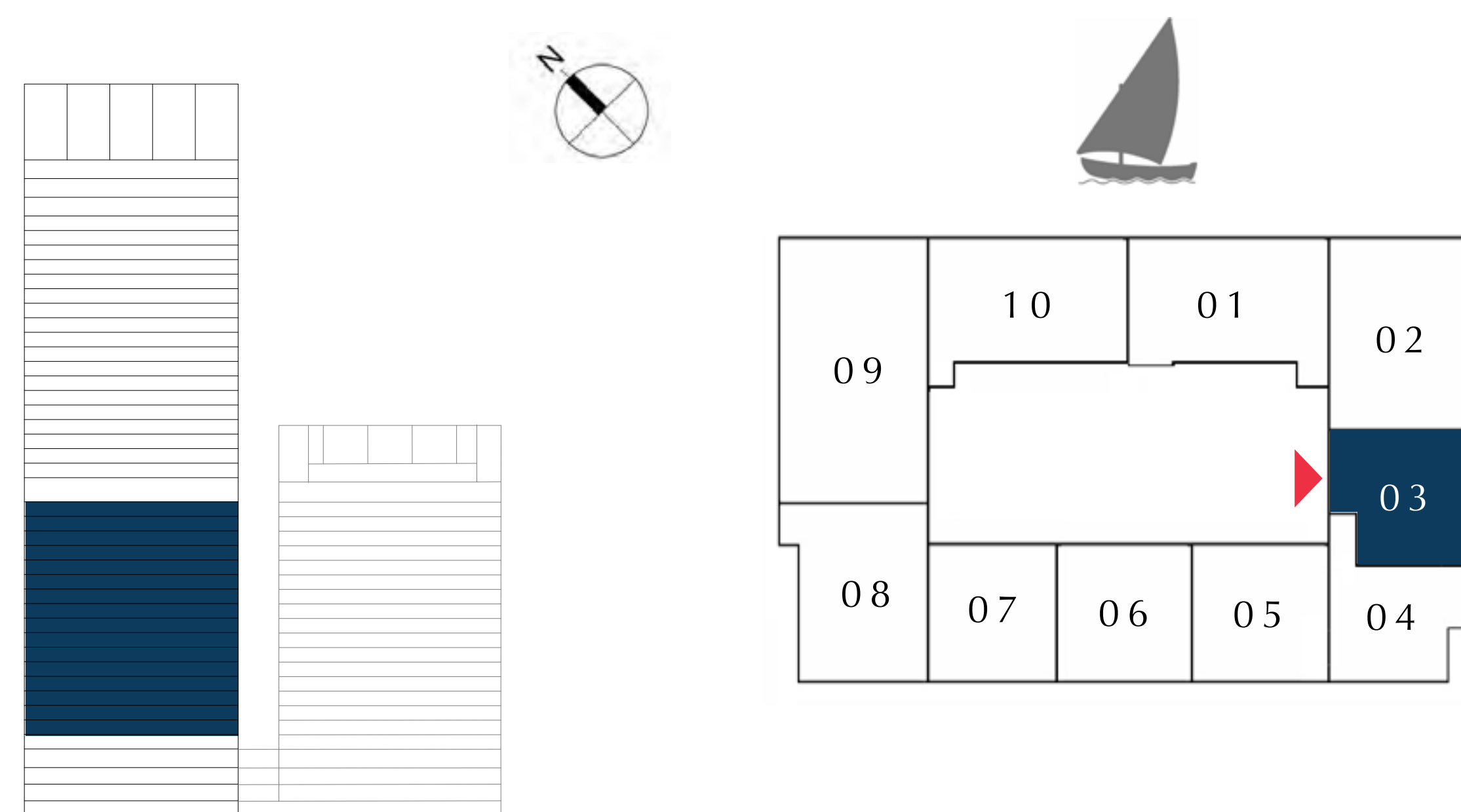
CREEK EDGE

TOWER 1

## 1 BEDROOM

UNIT 03 | LEVEL 3-18

SUITE AREA	649.82 SQ.FT.	60.37 SQ.M.
BALCONY AREA	70.29 SQ.FT.	6.53 SQ.M.
TOTAL AREA	720.11 SQ.FT.	66.90 SQ.M.



FLOOR PLAN 1. All dimensions are in imperial and metric, and measured from finish to finish excluding construction tolerances. 2. All materials, dimensions, and drawings are approximate only. 3. Information is subject to change without notice, at developer's absolute discretion. 4. Actual area may vary from the stated area. 5. Drawings not to scale. 6. All images used are for illustrative purposes only and do not represent the actual size, features, specifications, fittings, and furnishings. 7. The developer reserves the right to make revisions / alterations, at it's absolute discretion, without any liability whatsoever.



# DUBAI CREEK HARBOUR

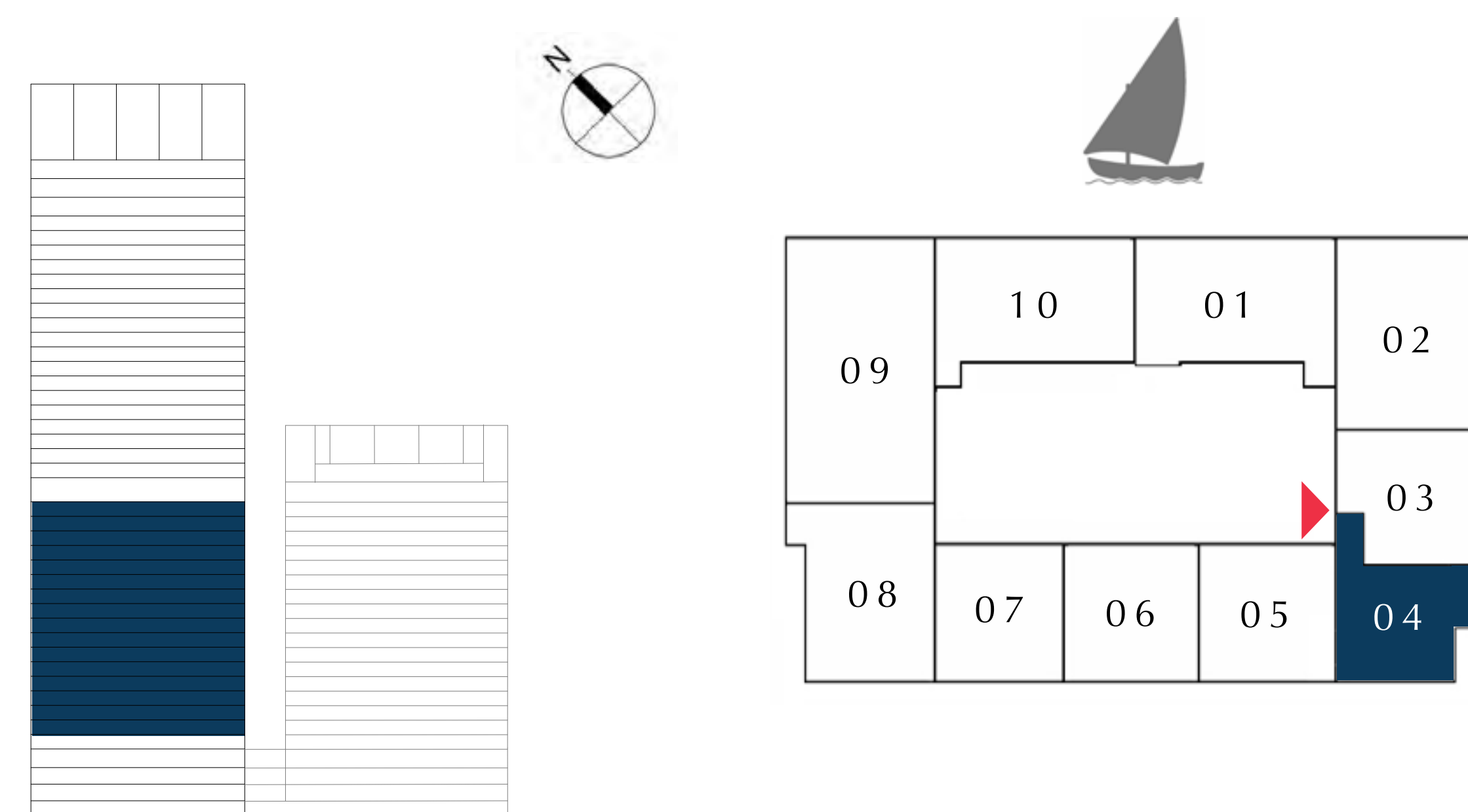
CREEK EDGE

TOWER 1

## 1 BEDROOM

UNIT 04 | LEVEL 3-18

SUITE AREA	738.62 SQ.FT.	68.62 SQ.M.
BALCONY AREA	69.97 SQ.FT.	6.50 SQ.M.
TOTAL AREA	808.59 SQ.FT.	75.12 SQ.M.



FLOOR PLAN 1. All dimensions are in imperial and metric, and measured from finish to finish excluding construction tolerances. 2. All materials, dimensions, and drawings are approximate only. 3. Information is subject to change without notice, at developer's absolute discretion. 4. Actual area may vary from the stated area. 5. Drawings not to scale. 6. All images used are for illustrative purposes only and do not represent the actual size, features, specifications, fittings, and furnishings. 7. The developer reserves the right to make revisions / alterations, at it's absolute discretion, without any liability whatsoever.



# DUBAI CREEK HARBOUR

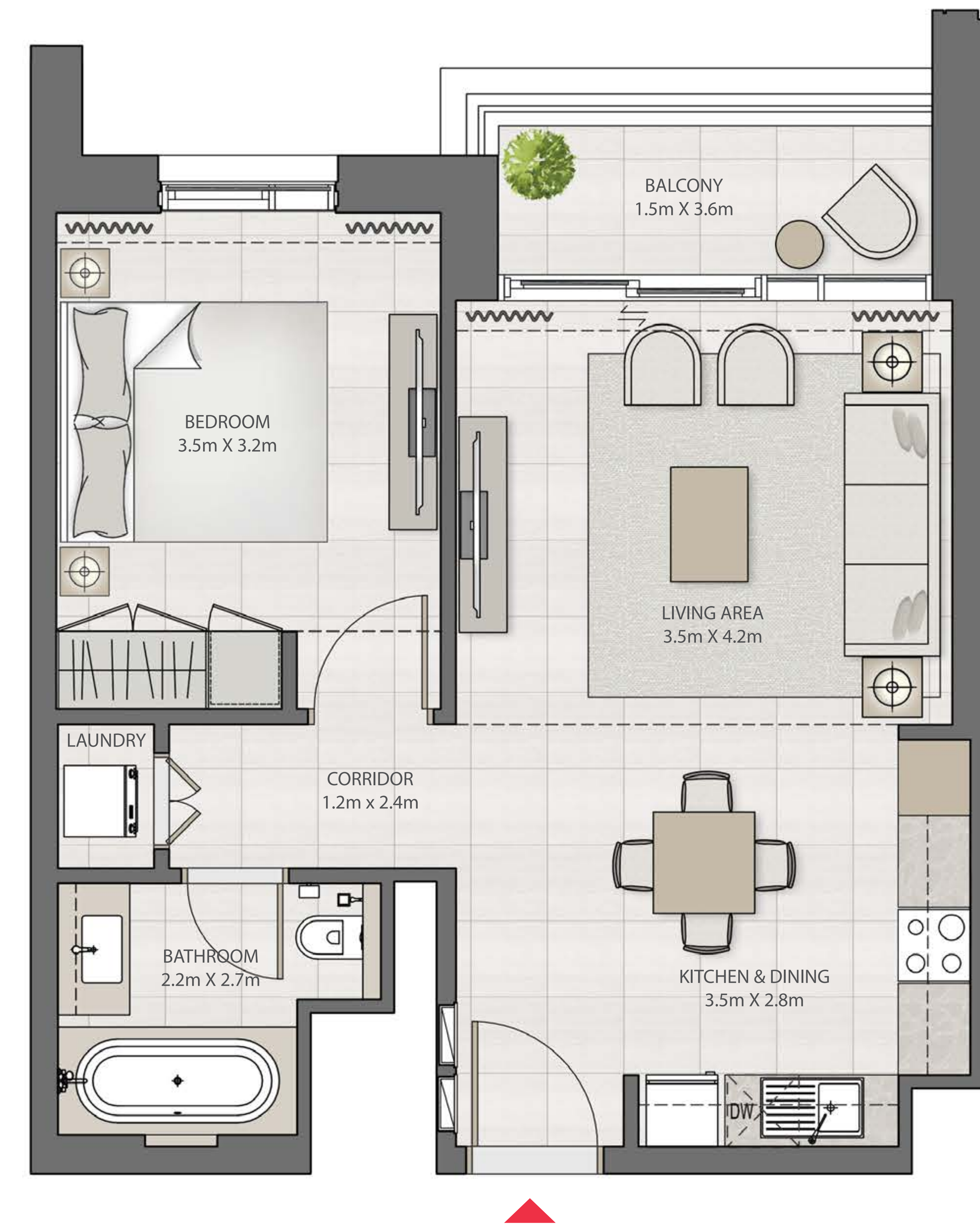
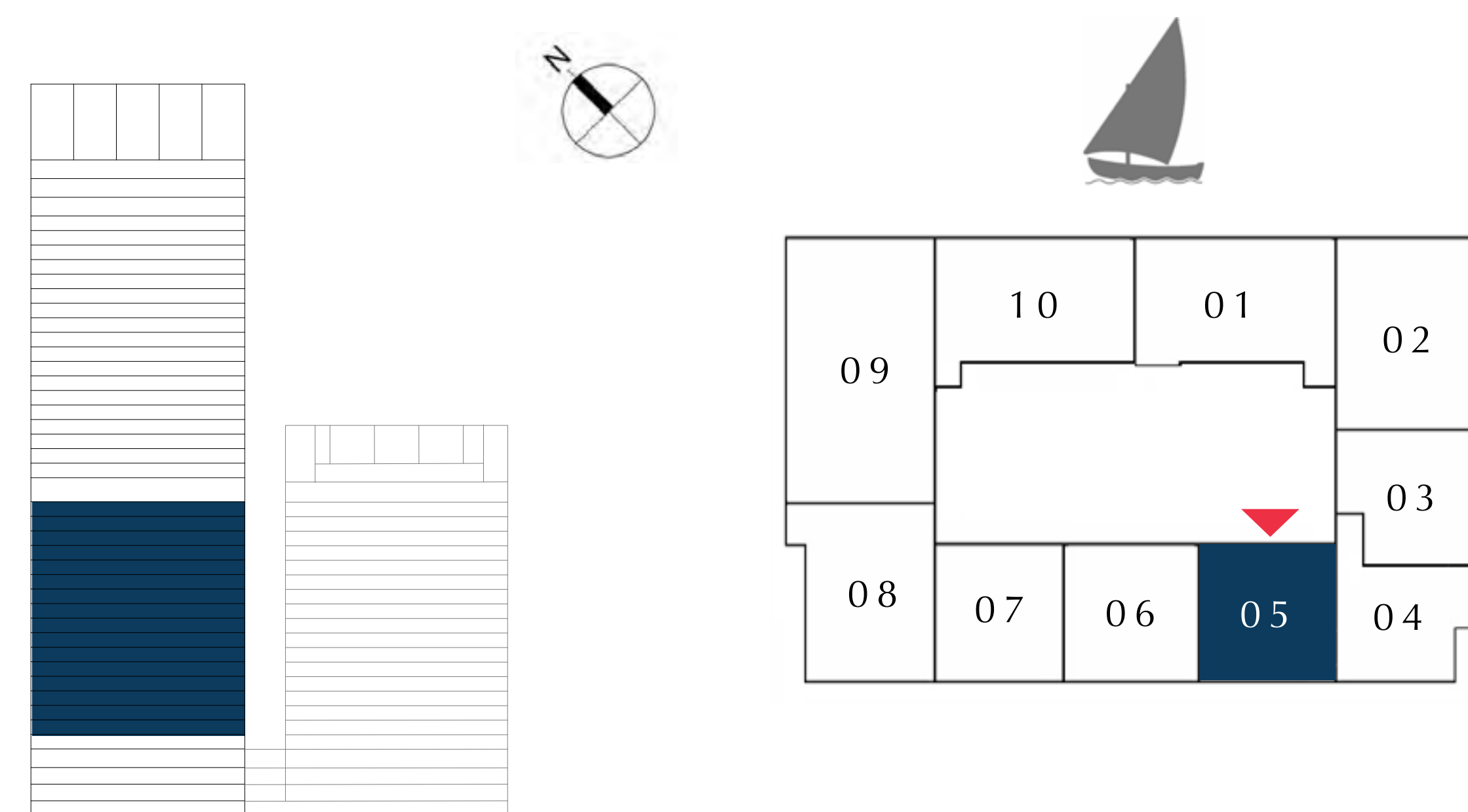
CREEK EDGE

TOWER 1

## 1 BEDROOM

UNIT 05 | LEVEL 3-18

SUITE AREA	628.29 SQ.FT.	58.37 SQ.M.
BALCONY AREA	62.32 SQ.FT.	5.79 SQ.M.
TOTAL AREA	690.61 SQ.FT.	64.16 SQ.M.



FLOOR PLAN 1. All dimensions are in imperial and metric, and measured from finish to finish excluding construction tolerances. 2. All materials, dimensions, and drawings are approximate only. 3. Information is subject to change without notice, at developer's absolute discretion. 4. Actual area may vary from the stated area. 5. Drawings not to scale. 6. All images used are for illustrative purposes only and do not represent the actual size, features, specifications, fittings, and furnishings. 7. The developer reserves the right to make revisions / alterations, at it's absolute discretion, without any liability whatsoever.



# DUBAI CREEK HARBOUR

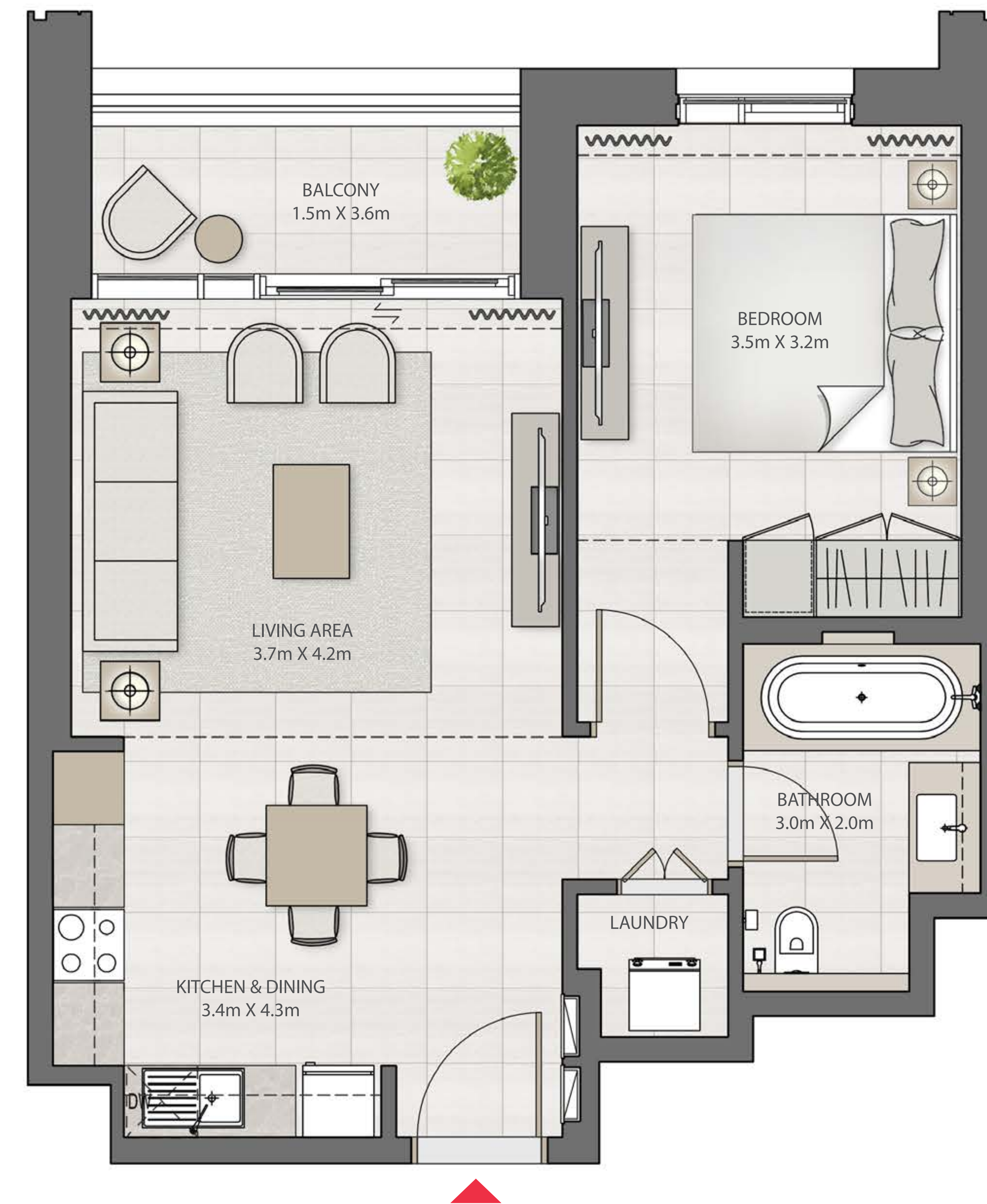
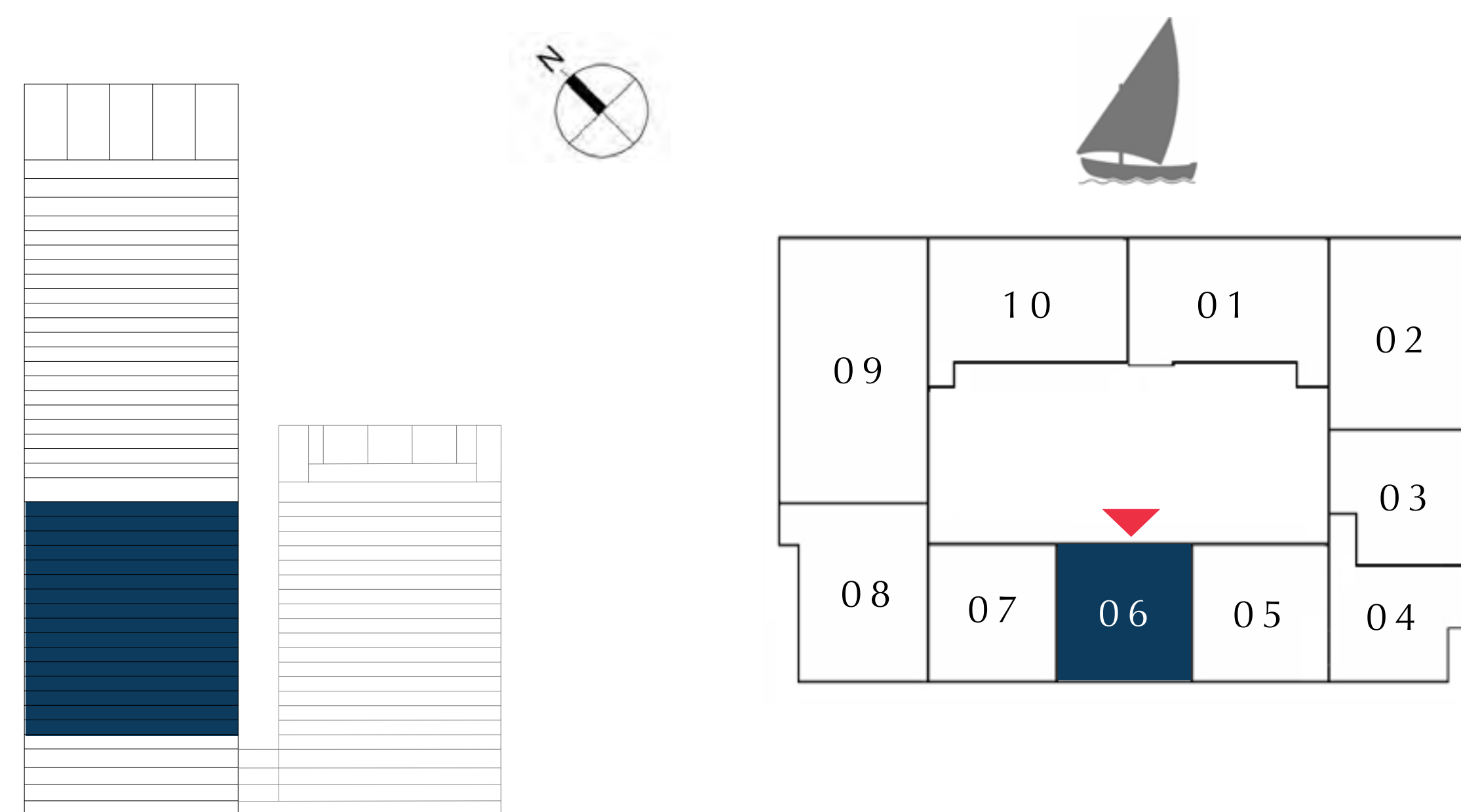
CREEK EDGE

TOWER 1

## 1 BEDROOM

UNIT 06 | LEVEL 3-18

SUITE AREA	644.76 SQ.FT.	59.90 SQ.M.
BALCONY AREA	63.72 SQ.FT.	5.92 SQ.M.
TOTAL AREA	708.48 SQ.FT.	65.82 SQ.M.



FLOOR PLAN 1. All dimensions are in imperial and metric, and measured from finish to finish excluding construction tolerances. 2. All materials, dimensions, and drawings are approximate only. 3. Information is subject to change without notice, at developer's absolute discretion. 4. Actual area may vary from the stated area. 5. Drawings not to scale. 6. All images used are for illustrative purposes only and do not represent the actual size, features, specifications, fittings, and furnishings. 7. The developer reserves the right to make revisions / alterations, at it's absolute discretion, without any liability whatsoever.



# DUBAI CREEK HARBOUR

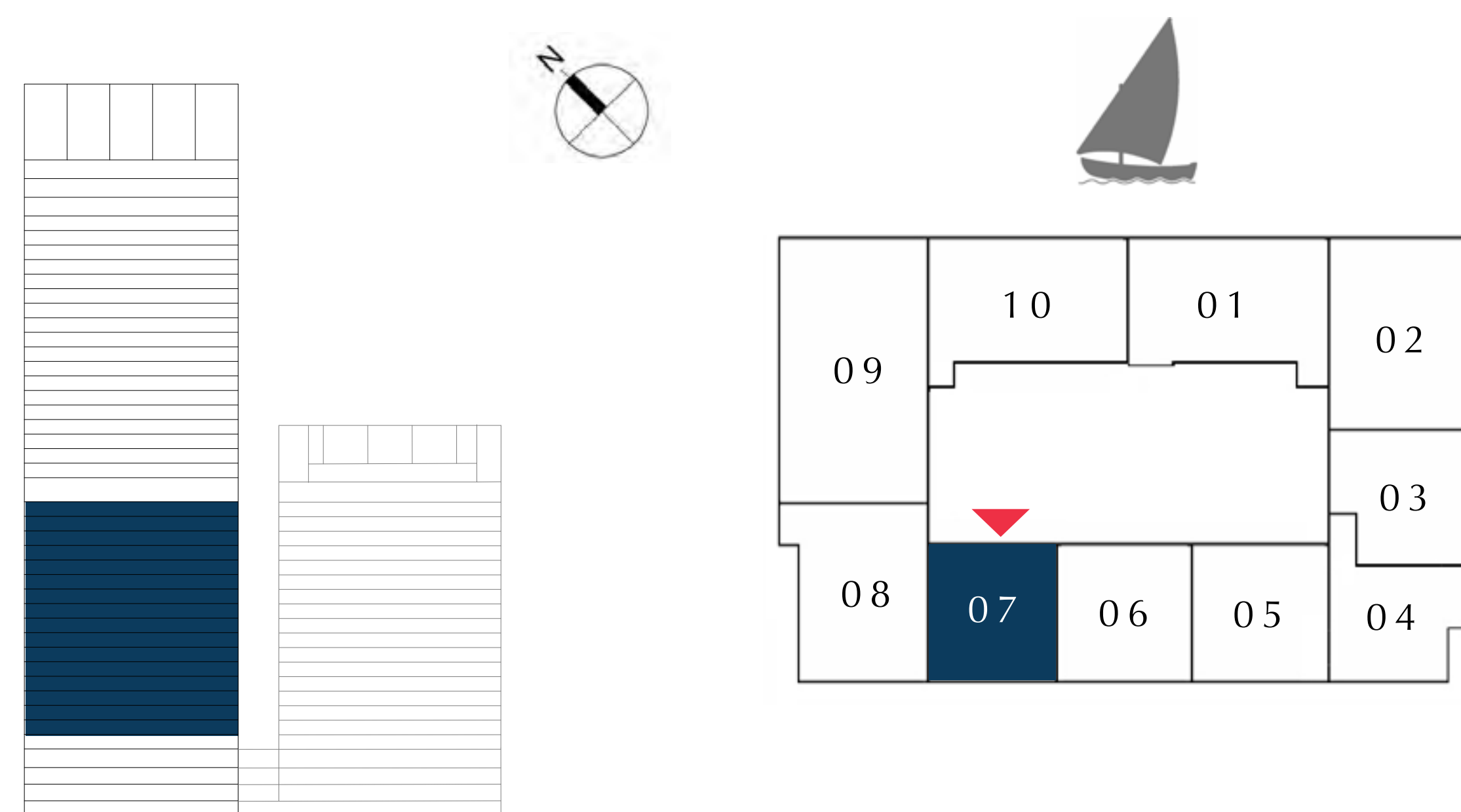
CREEK EDGE

TOWER 1

## 1 BEDROOM

UNIT 07 | LEVEL 3-18

SUITE AREA	659.07 SQ.FT.	61.23 SQ.M.
BALCONY AREA	69.10 SQ.FT.	6.42 SQ.M.
TOTAL AREA	728.17 SQ.FT.	67.65 SQ.M.



FLOOR PLAN 1. All dimensions are in imperial and metric, and measured from finish to finish excluding construction tolerances. 2. All materials, dimensions, and drawings are approximate only. 3. Information is subject to change without notice, at developer's absolute discretion. 4. Actual area may vary from the stated area. 5. Drawings not to scale. 6. All images used are for illustrative purposes only and do not represent the actual size, features, specifications, fittings, and furnishings. 7. The developer reserves the right to make revisions / alterations, at it's absolute discretion, without any liability whatsoever.



# DUBAI CREEK HARBOUR

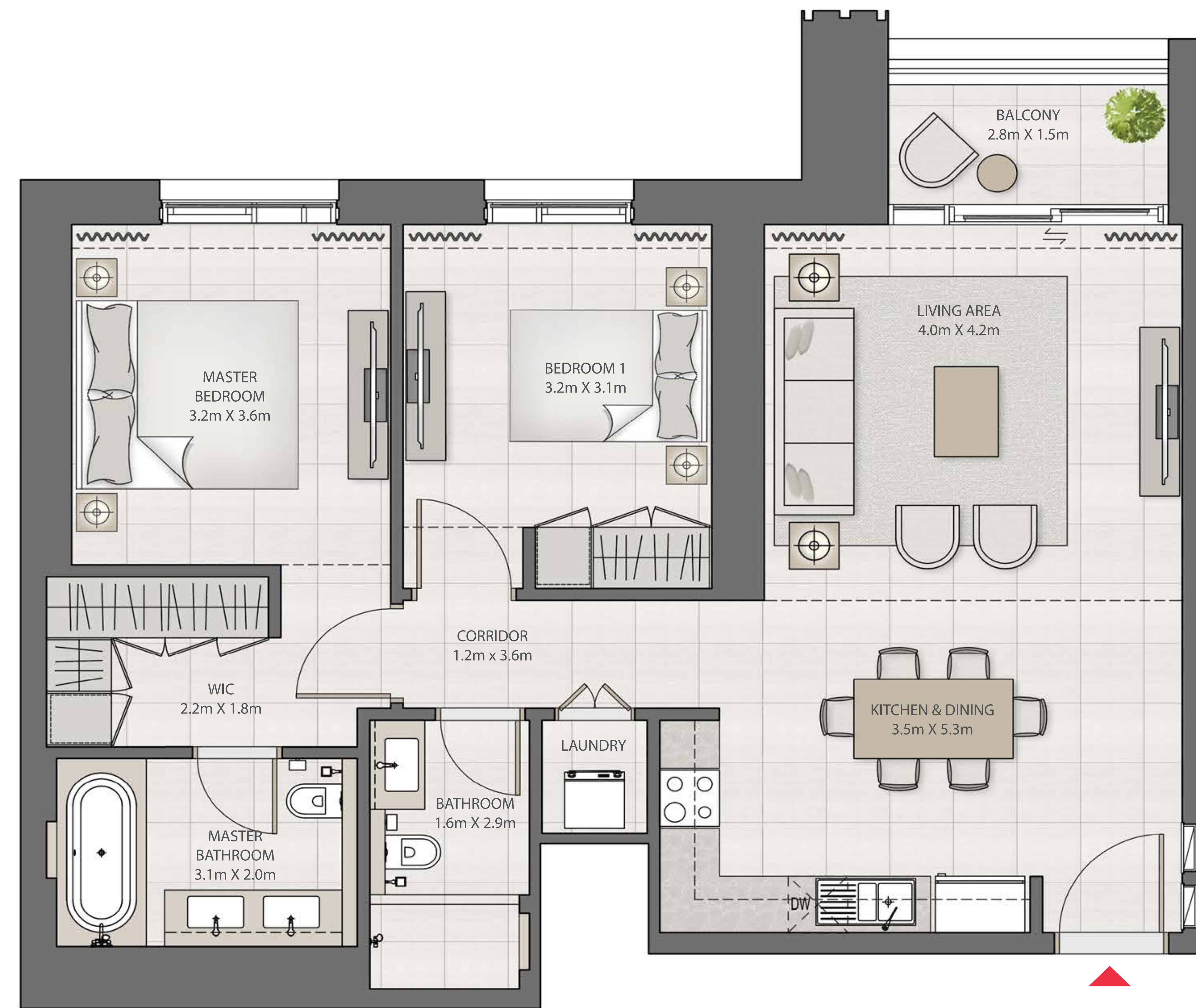
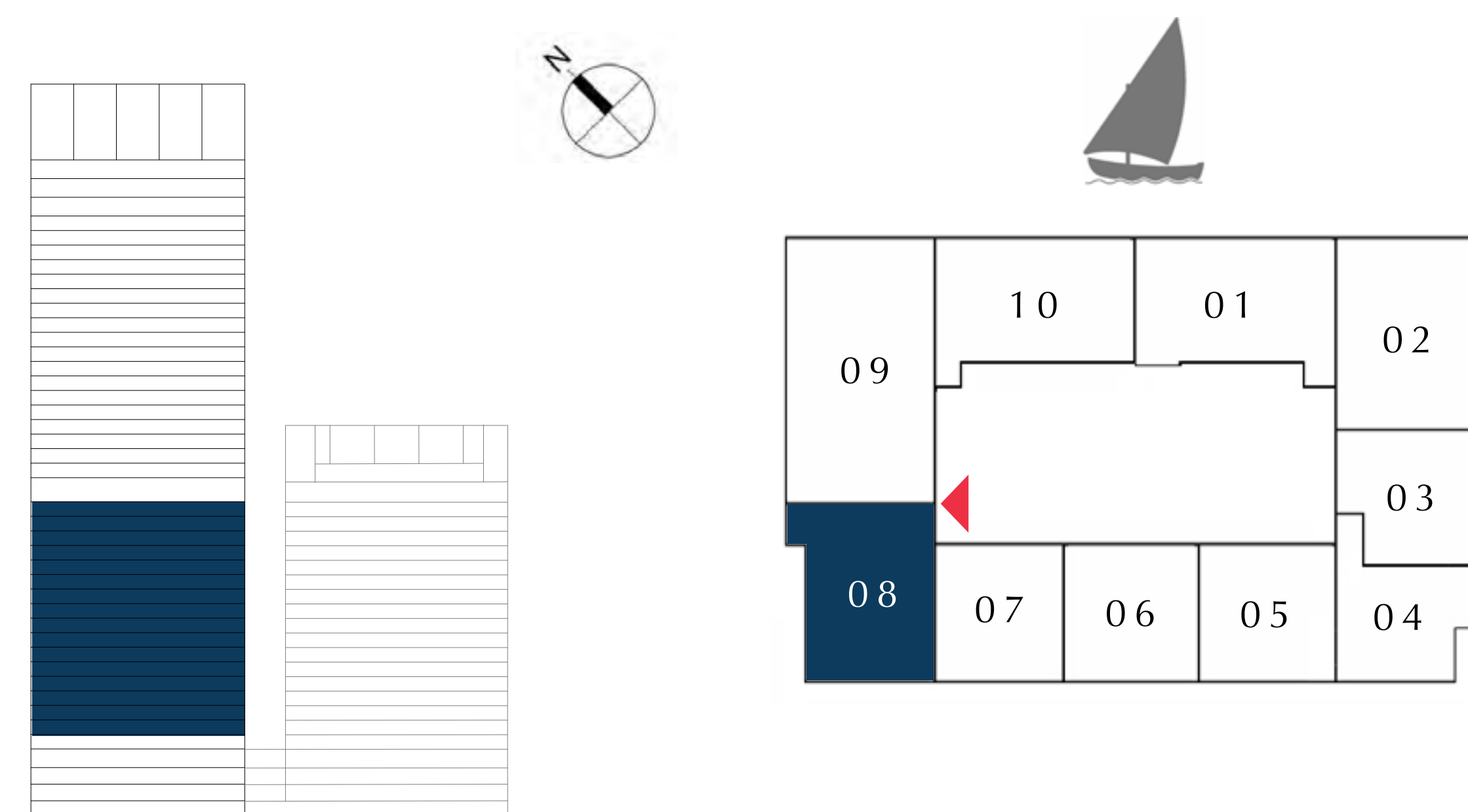
CREEK EDGE

TOWER 1

## 2 BEDROOM

UNIT 08 | LEVEL 3-18

SUITE AREA	993.19 SQ.FT.	92.27 SQ.M.
BALCONY AREA	51.13 SQ.FT.	4.75 SQ.M.
TOTAL AREA	1044.32 SQ.FT.	97.02 SQ.M.



FLOOR PLAN 1. All dimensions are in imperial and metric, and measured from finish to finish excluding construction tolerances. 2. All materials, dimensions, and drawings are approximate only. 3. Information is subject to change without notice, at developer's absolute discretion. 4. Actual area may vary from the stated area. 5. Drawings not to scale. 6. All images used are for illustrative purposes only and do not represent the actual size, features, specifications, fittings, and furnishings. 7. The developer reserves the right to make revisions / alterations, at it's absolute discretion, without any liability whatsoever.



# DUBAI CREEK HARBOUR

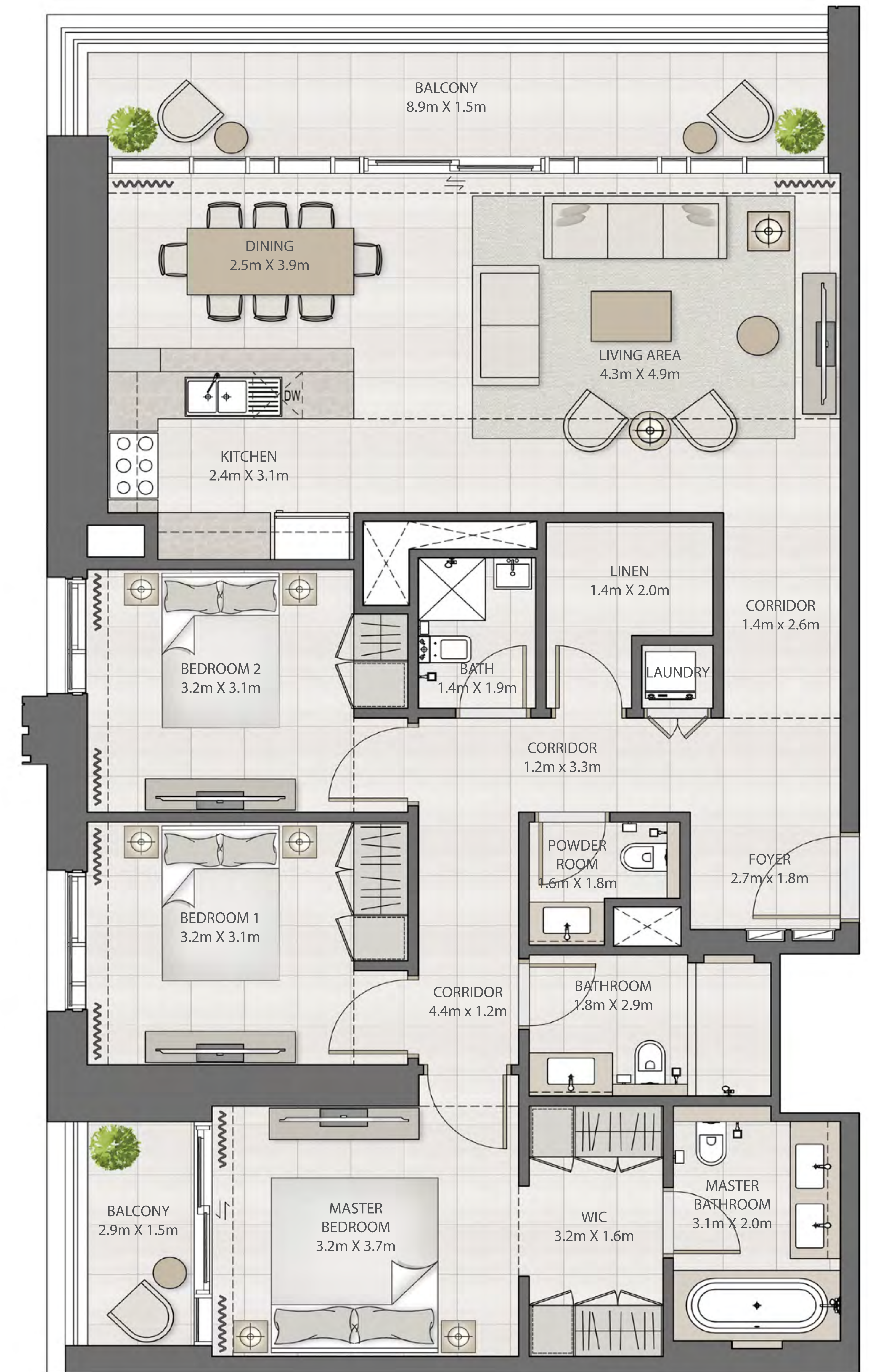
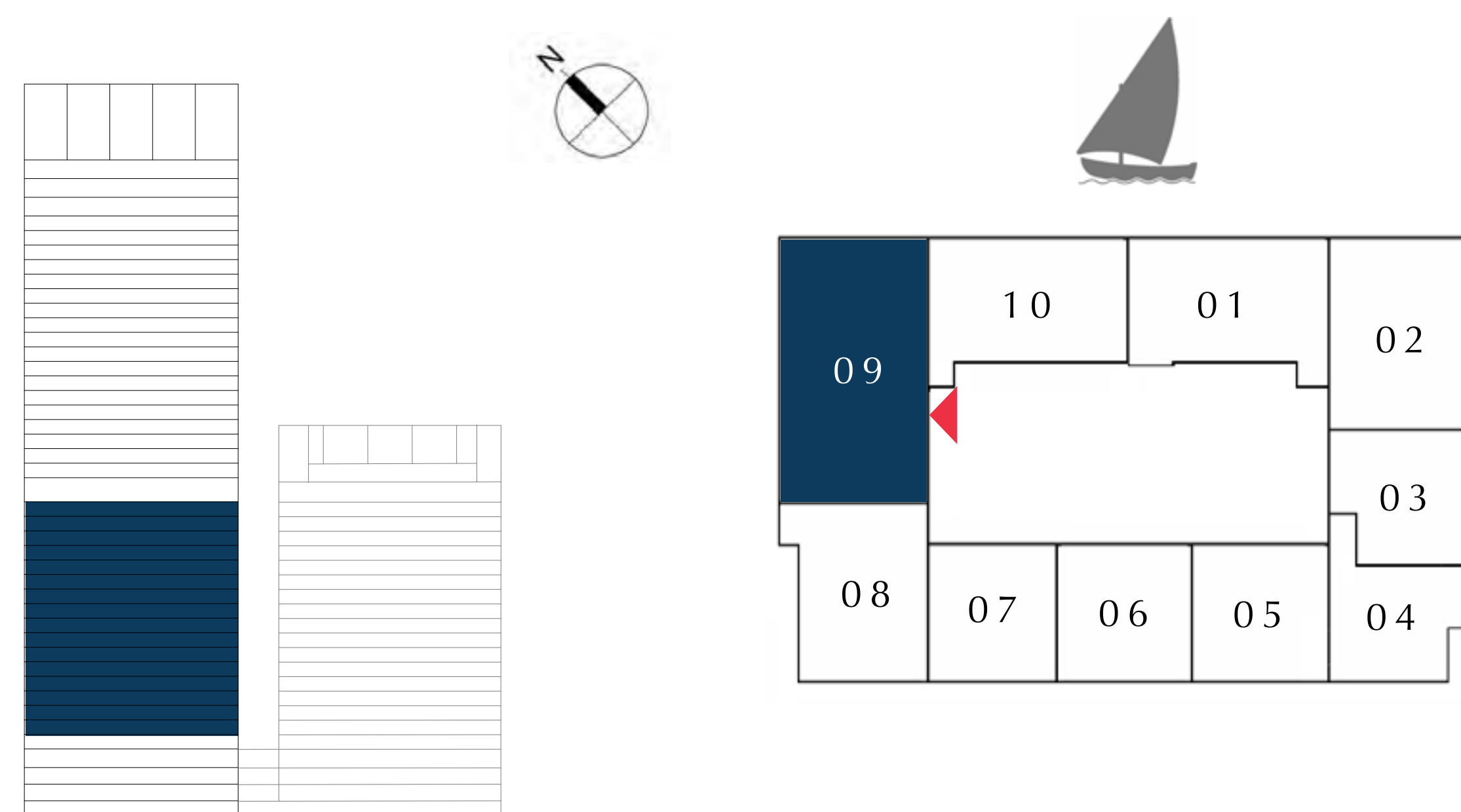
CREEK EDGE

TOWER 1

## 3 BEDROOM

UNIT 09 | LEVEL 3-18

SUITE AREA	1437.30 SQ.FT.	133.53 SQ.M.
BALCONY AREA	208.17 SQ.FT.	19.34 SQ.M.
TOTAL AREA	1645.47 SQ.FT.	152.87 SQ.M.



FLOOR PLAN 1. All dimensions are in imperial and metric, and measured from finish to finish excluding construction tolerances. 2. All materials, dimensions, and drawings are approximate only. 3. Information is subject to change without notice, at developer's absolute discretion. 4. Actual area may vary from the stated area. 5. Drawings not to scale. 6. All images used are for illustrative purposes only and do not represent the actual size, features, specifications, fittings, and furnishings. 7. The developer reserves the right to make revisions / alterations, at it's absolute discretion, without any liability whatsoever.



# DUBAI CREEK HARBOUR

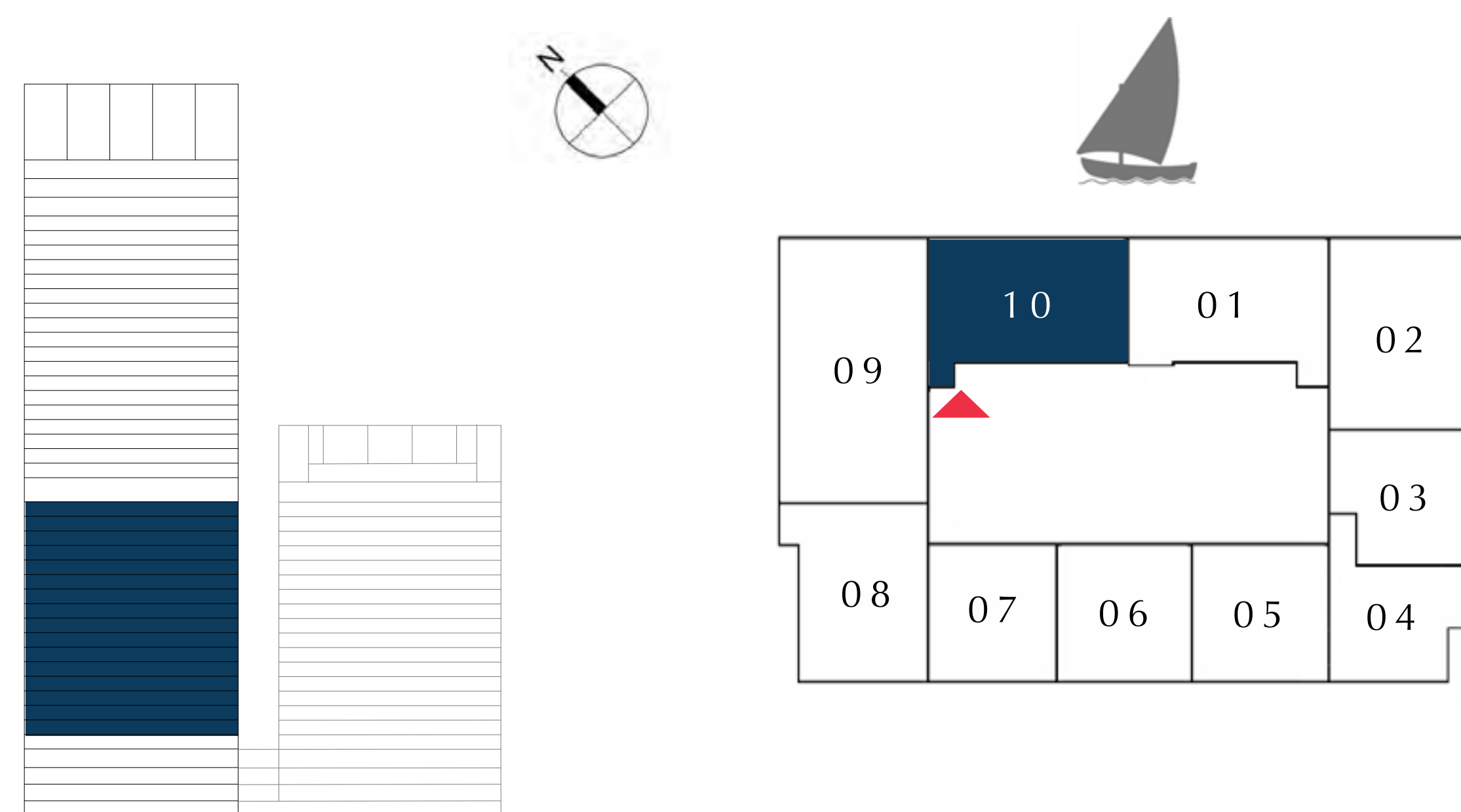
CREEK EDGE

TOWER 1

## 2 BEDROOM

UNIT 10 | LEVEL 3-18

SUITE AREA	1002.44 SQ.FT.	93.13 SQ.M.
BALCONY AREA	75.89 SQ.FT.	7.05 SQ.M.
TOTAL AREA	1078.33 SQ.FT.	100.18 SQ.M.



FLOOR PLAN 1. All dimensions are in imperial and metric, and measured from finish to finish excluding construction tolerances. 2. All materials, dimensions, and drawings are approximate only. 3. Information is subject to change without notice, at developer's absolute discretion. 4. Actual area may vary from the stated area. 5. Drawings not to scale. 6. All images used are for illustrative purposes only and do not represent the actual size, features, specifications, fittings, and furnishings. 7. The developer reserves the right to make revisions / alterations, at it's absolute discretion, without any liability whatsoever.



TOWER 1

TIER 2

EMAAR



# DUBAI CREEK HARBOUR

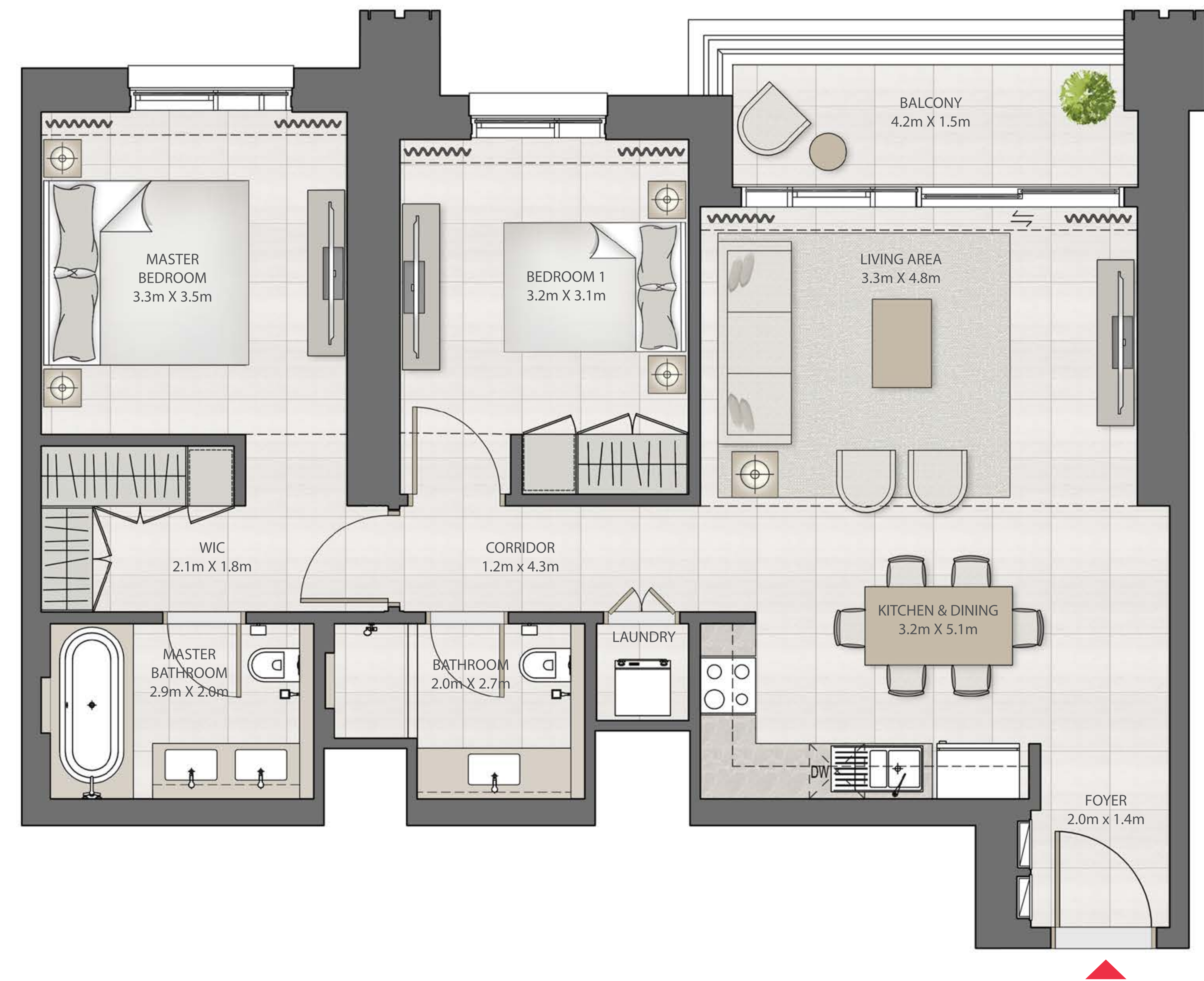
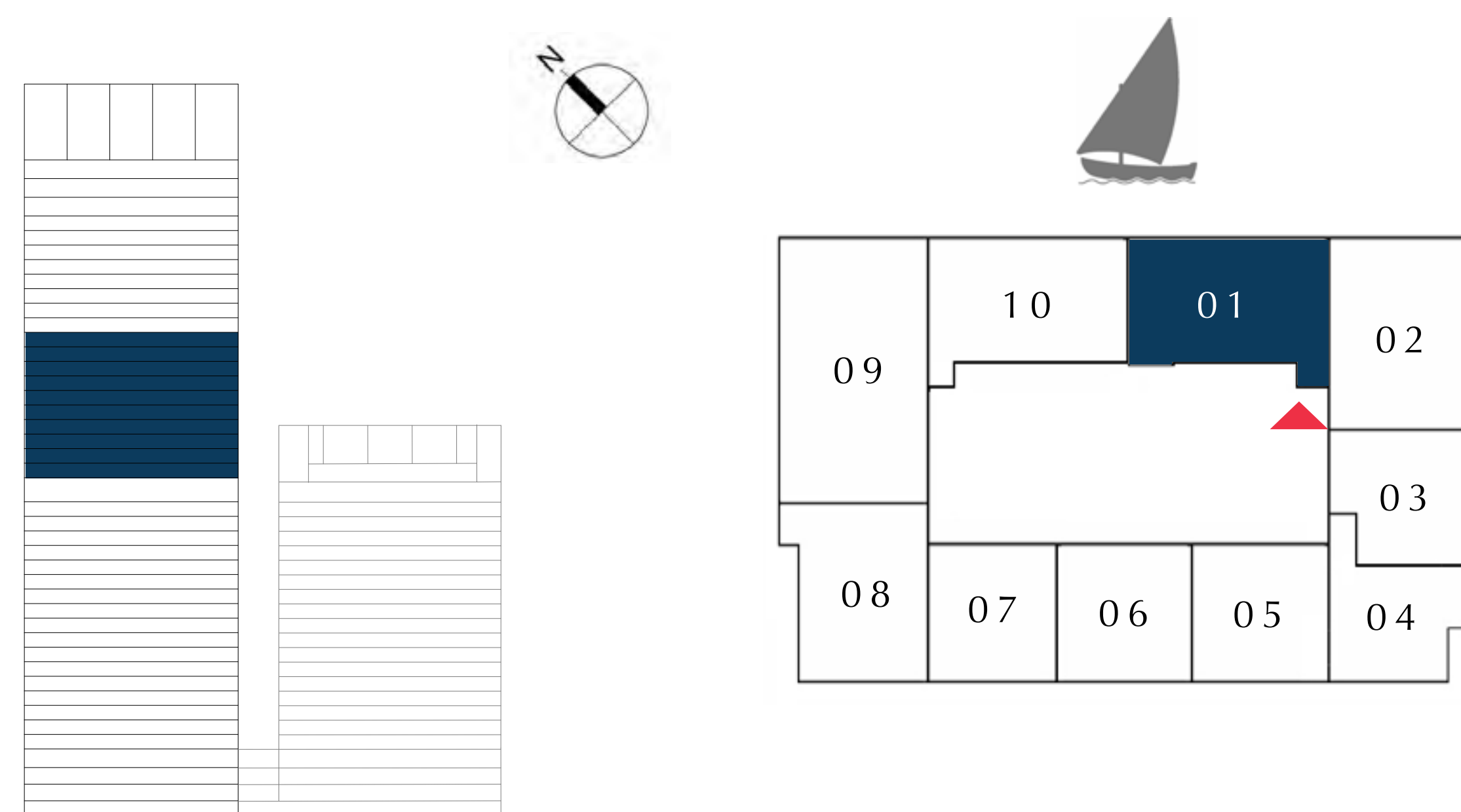
CREEK EDGE

TOWER 1

## 2 BEDROOM

UNIT 01 | LEVEL 20-29

SUITE AREA	1002.44 SQ.FT.	93.13 SQ.M.
BALCONY AREA	75.89 SQ.FT.	7.05 SQ.M.
TOTAL AREA	1078.33 SQ.FT.	100.18 SQ.M.



FLOOR PLAN 1. All dimensions are in imperial and metric, and measured from finish to finish excluding construction tolerances. 2. All materials, dimensions, and drawings are approximate only. 3. Information is subject to change without notice, at developer's absolute discretion. 4. Actual area may vary from the stated area. 5. Drawings not to scale. 6. All images used are for illustrative purposes only and do not represent the actual size, features, specifications, fittings, and furnishings. 7. The developer reserves the right to make revisions / alterations, at it's absolute discretion, without any liability whatsoever.



# DUBAI CREEK HARBOUR

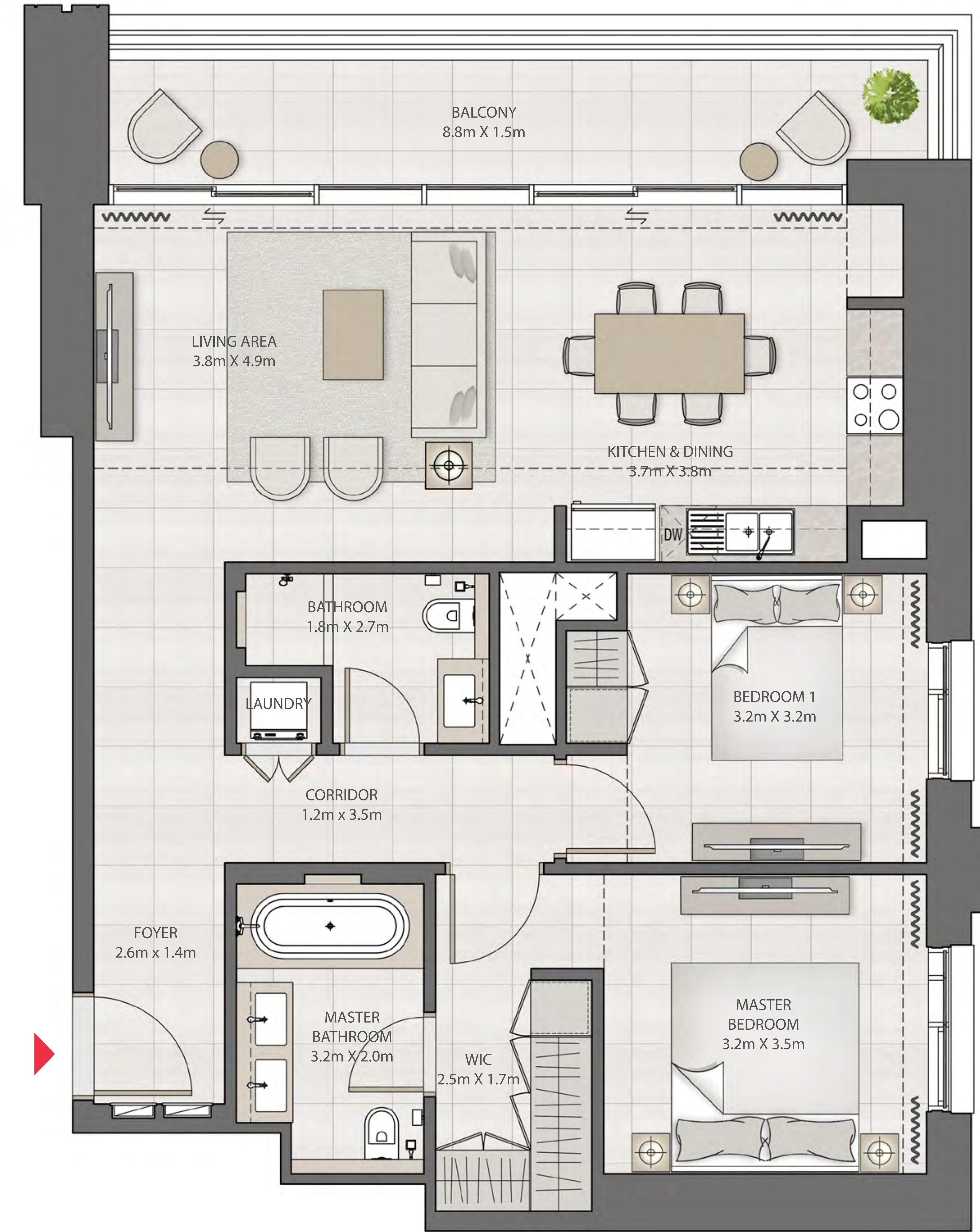
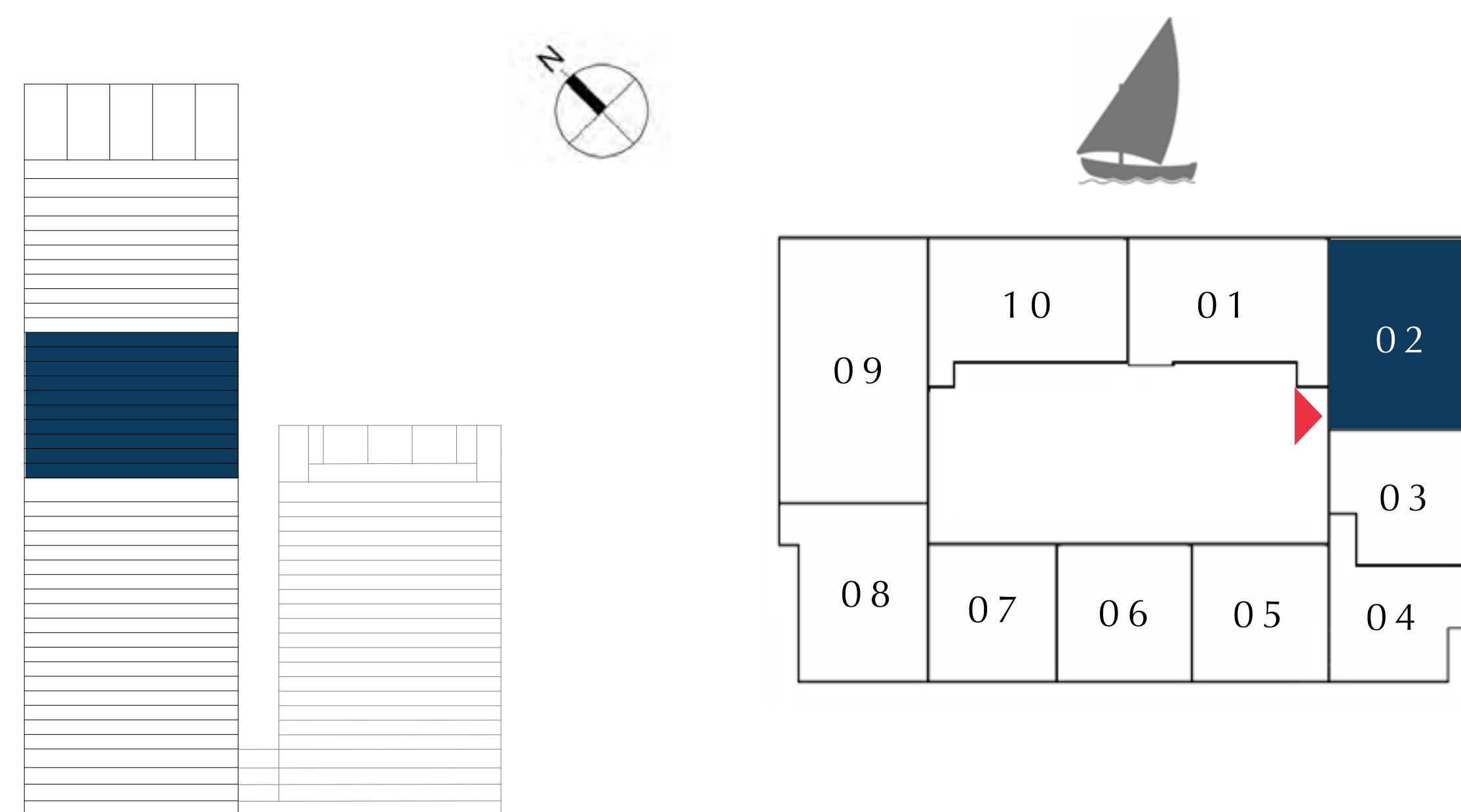
CREEK EDGE

TOWER 1

## 2 BEDROOM

UNIT 02 | LEVEL 20-29

SUITE AREA	1031.72 SQ.FT.	95.85 SQ.M.
BALCONY AREA	148.11 SQ.FT.	13.76 SQ.M.
TOTAL AREA	1179.83 SQ.FT.	109.61 SQ.M.



FLOOR PLAN 1. All dimensions are in imperial and metric, and measured from finish to finish excluding construction tolerances. 2. All materials, dimensions, and drawings are approximate only. 3. Information is subject to change without notice, at developer's absolute discretion. 4. Actual area may vary from the stated area. 5. Drawings not to scale. 6. All images used are for illustrative purposes only and do not represent the actual size, features, specifications, fittings, and furnishings. 7. The developer reserves the right to make revisions / alterations, at it's absolute discretion, without any liability whatsoever.



# DUBAI CREEK HARBOUR

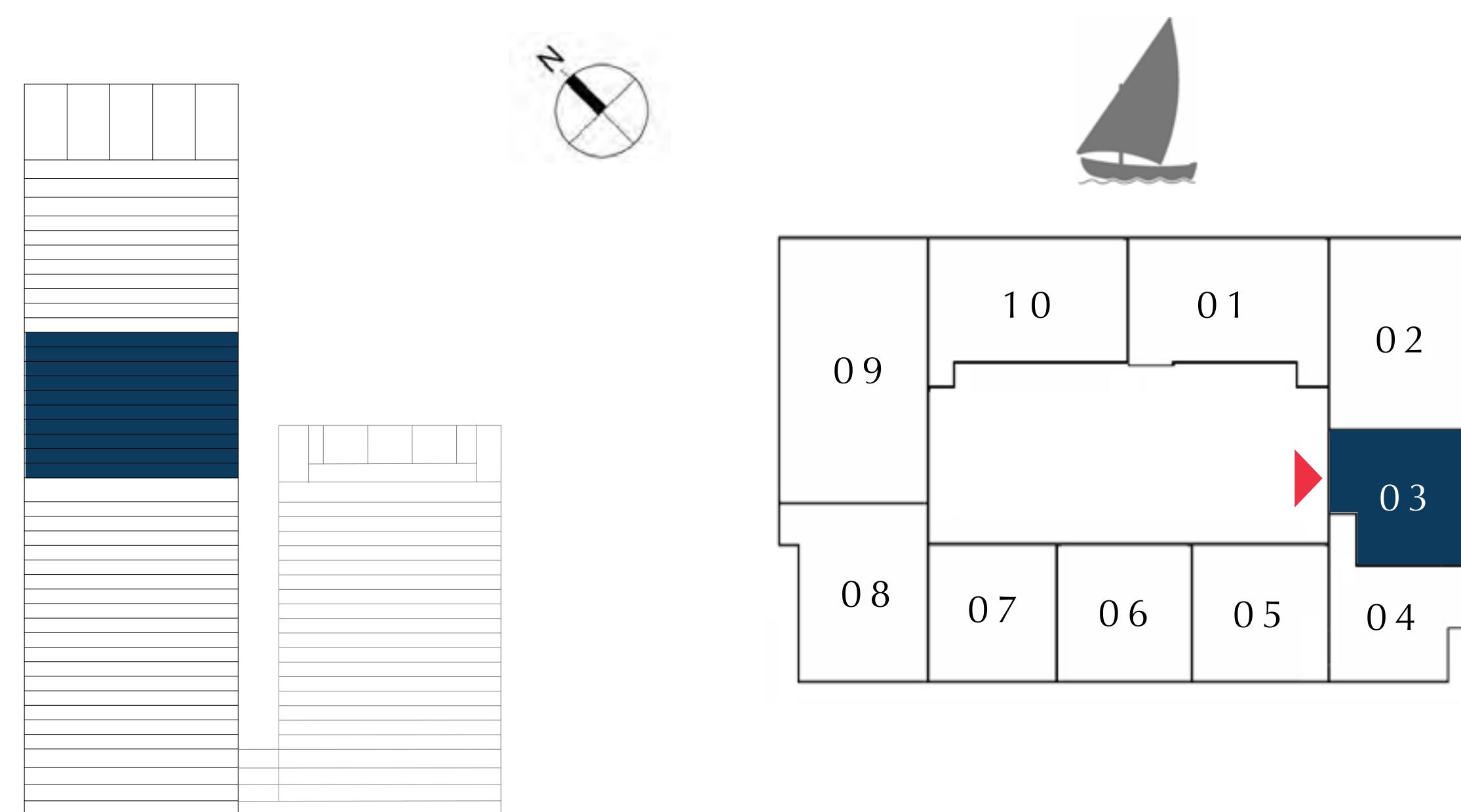
CREEK EDGE

TOWER 1

## 1 BEDROOM

UNIT 03 | LEVEL 20-29

SUITE AREA	653.05 SQ.FT.	60.67 SQ.M.
BALCONY AREA	70.29 SQ.FT.	6.53 SQ.M.
TOTAL AREA	723.34 SQ.FT.	67.20 SQ.M.



FLOOR PLAN 1. All dimensions are in imperial and metric, and measured from finish to finish excluding construction tolerances. 2. All materials, dimensions, and drawings are approximate only. 3. Information is subject to change without notice, at developer's absolute discretion. 4. Actual area may vary from the stated area. 5. Drawings not to scale. 6. All images used are for illustrative purposes only and do not represent the actual size, features, specifications, fittings, and furnishings. 7. The developer reserves the right to make revisions / alterations, at it's absolute discretion, without any liability whatsoever.



# DUBAI CREEK HARBOUR

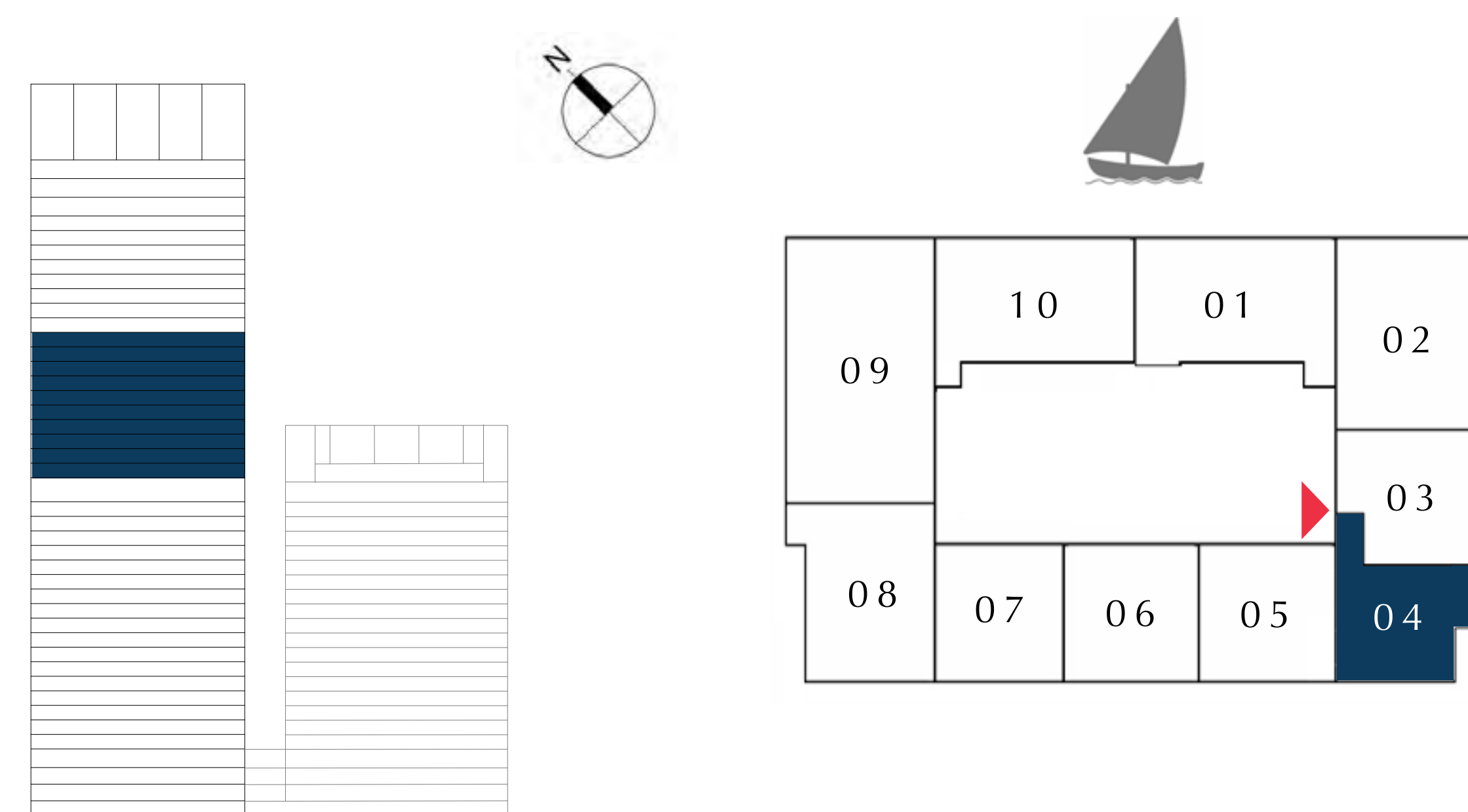
CREEK EDGE

TOWER 1

## 1 BEDROOM

UNIT 04 | LEVEL 20-29

SUITE AREA	741.85 SQ.FT.	68.92 SQ.M.
BALCONY AREA	69.97 SQ.FT.	6.50 SQ.M.
TOTAL AREA	811.82 SQ.FT.	75.42 SQ.M.



FLOOR PLAN 1. All dimensions are in imperial and metric, and measured from finish to finish excluding construction tolerances. 2. All materials, dimensions, and drawings are approximate only. 3. Information is subject to change without notice, at developer's absolute discretion. 4. Actual area may vary from the stated area. 5. Drawings not to scale. 6. All images used are for illustrative purposes only and do not represent the actual size, features, specifications, fittings, and furnishings. 7. The developer reserves the right to make revisions / alterations, at it's absolute discretion, without any liability whatsoever.



# DUBAI CREEK HARBOUR

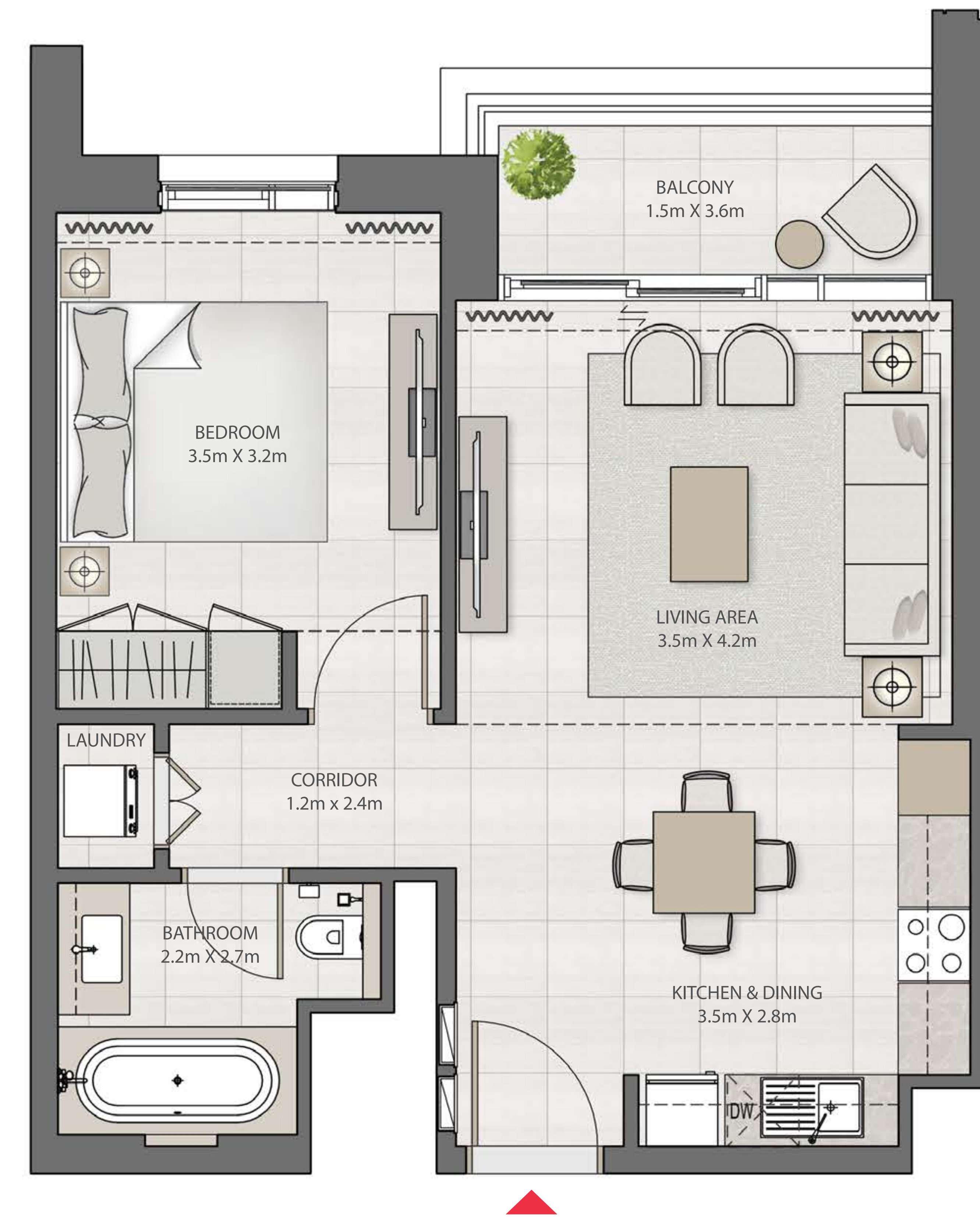
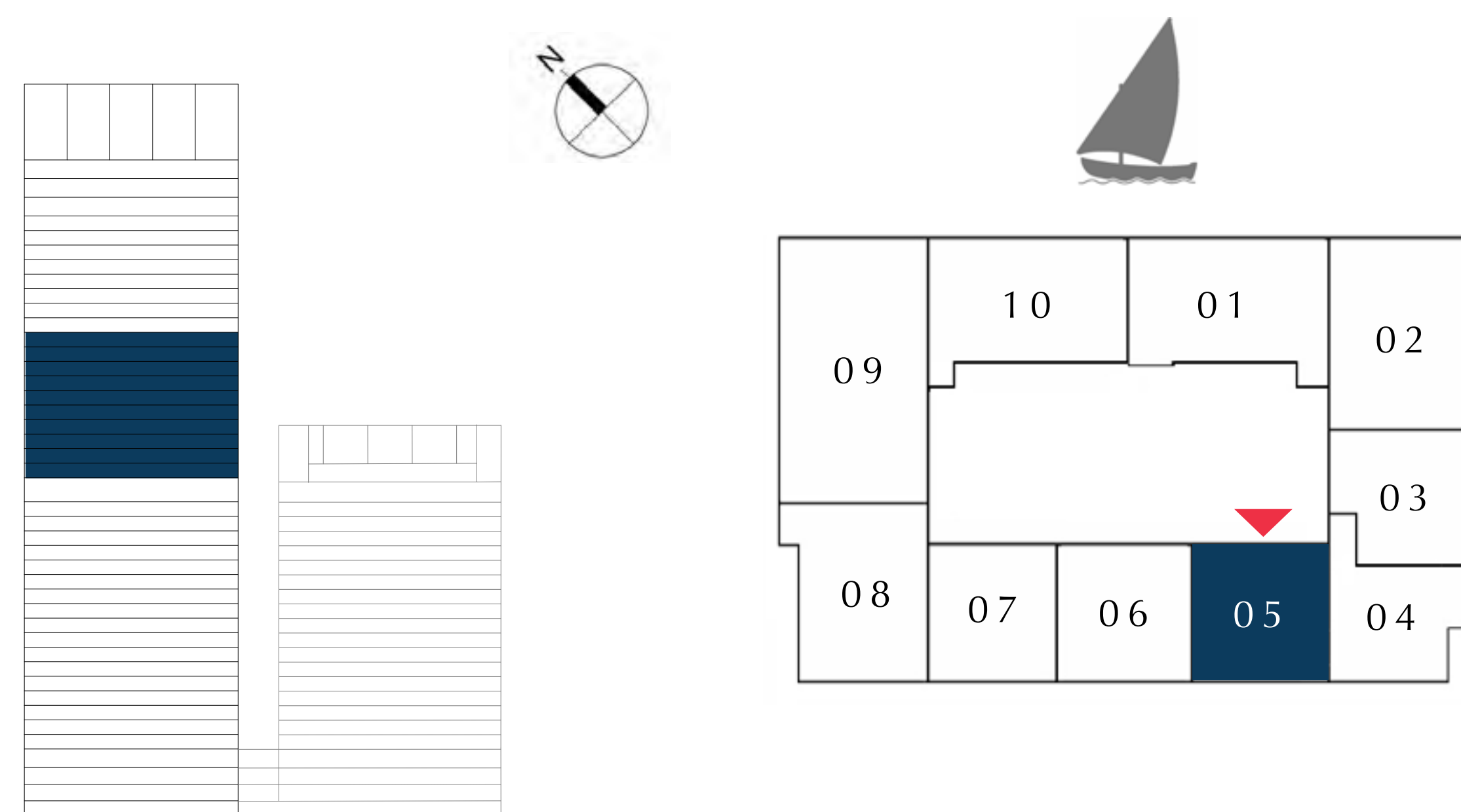
CREEK EDGE

TOWER 1

## 1 BEDROOM

UNIT 05 | LEVEL 20-29

SUITE AREA	627.54 SQ.FT.	58.30 SQ.M.
BALCONY AREA	62.32 SQ.FT.	5.79 SQ.M.
TOTAL AREA	689.86 SQ.FT.	64.09 SQ.M.



FLOOR PLAN 1. All dimensions are in imperial and metric, and measured from finish to finish excluding construction tolerances. 2. All materials, dimensions, and drawings are approximate only. 3. Information is subject to change without notice, at developer's absolute discretion. 4. Actual area may vary from the stated area. 5. Drawings not to scale. 6. All images used are for illustrative purposes only and do not represent the actual size, features, specifications, fittings, and furnishings. 7. The developer reserves the right to make revisions / alterations, at it's absolute discretion, without any liability whatsoever.



# DUBAI CREEK HARBOUR

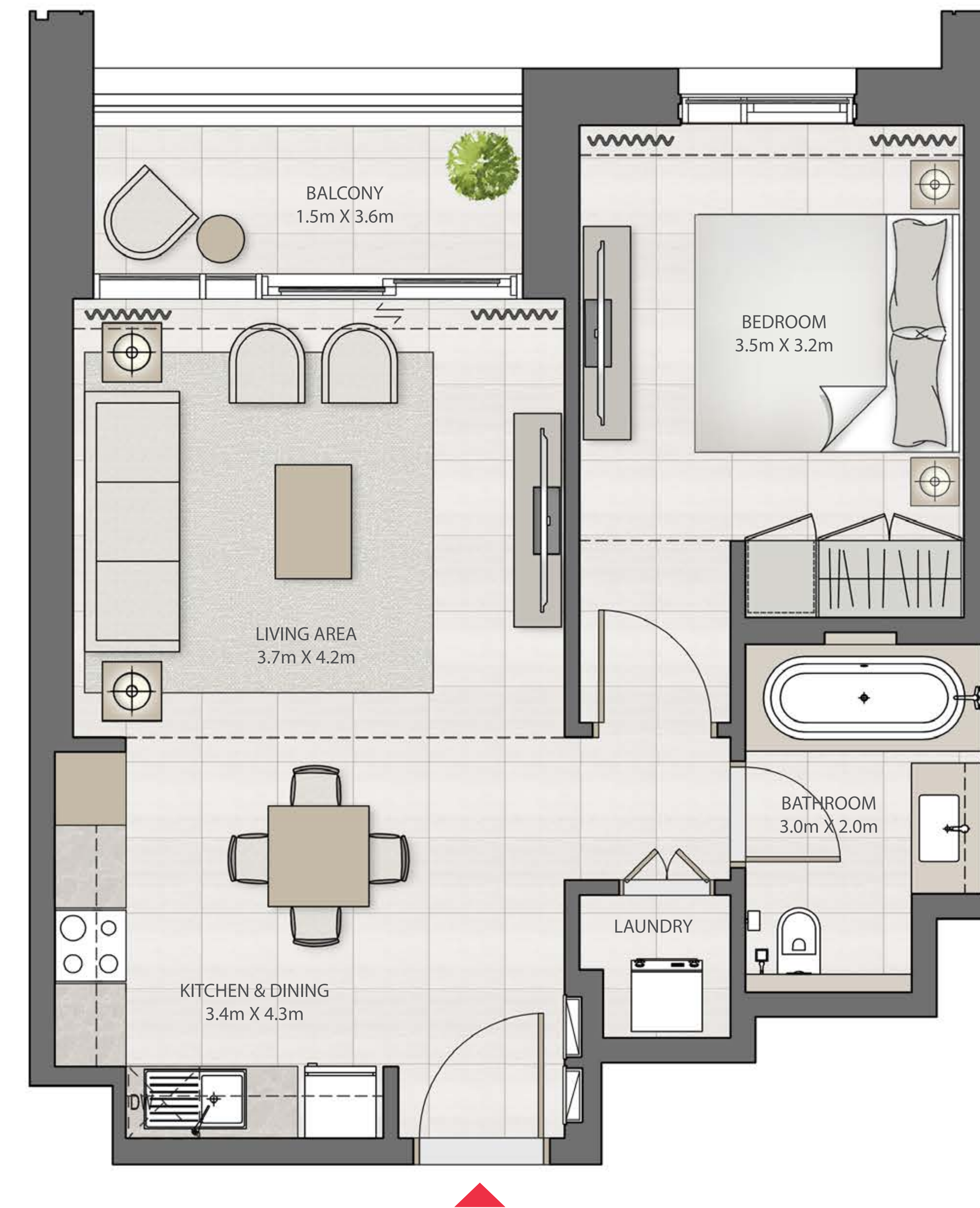
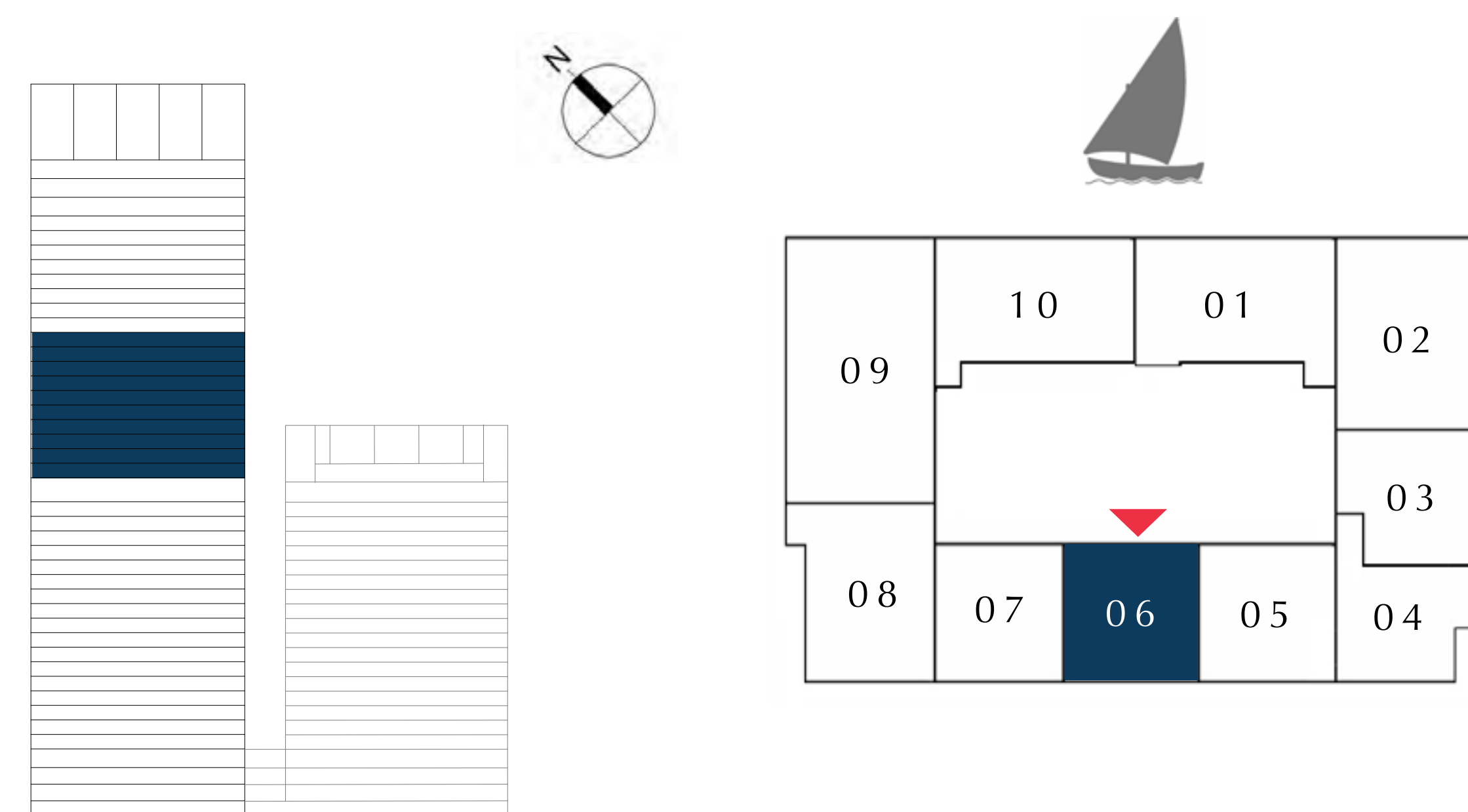
CREEK EDGE

TOWER 1

## 1 BEDROOM

UNIT 06 | LEVEL 20-29

SUITE AREA	644.76 SQ.FT.	59.90 SQ.M.
BALCONY AREA	63.72 SQ.FT.	5.92 SQ.M.
TOTAL AREA	708.48 SQ.FT.	65.82 SQ.M.



FLOOR PLAN 1. All dimensions are in imperial and metric, and measured from finish to finish excluding construction tolerances. 2. All materials, dimensions, and drawings are approximate only. 3. Information is subject to change without notice, at developer's absolute discretion. 4. Actual area may vary from the stated area. 5. Drawings not to scale. 6. All images used are for illustrative purposes only and do not represent the actual size, features, specifications, fittings, and furnishings. 7. The developer reserves the right to make revisions / alterations, at it's absolute discretion, without any liability whatsoever.



# DUBAI CREEK HARBOUR

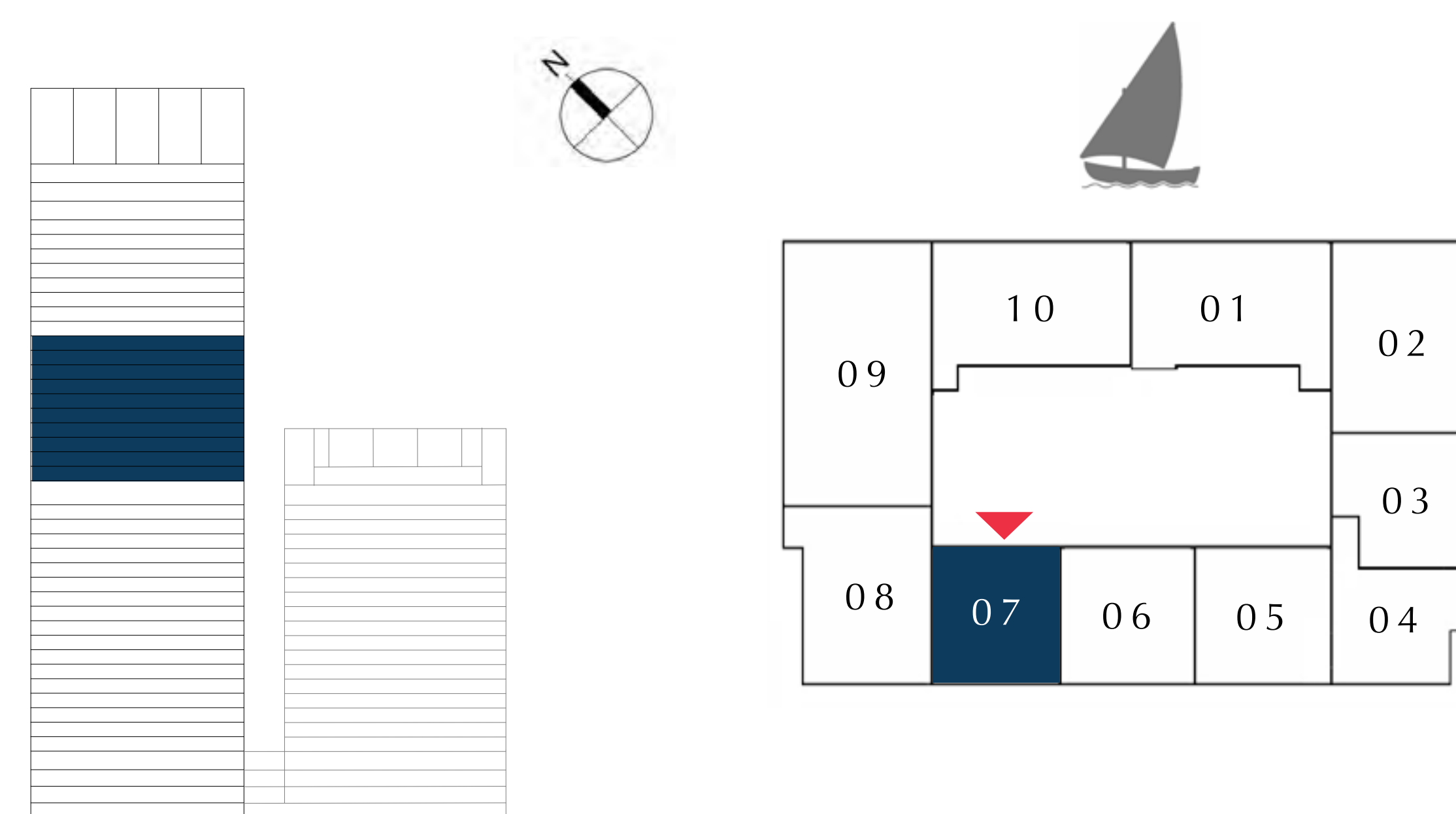
CREEK EDGE

TOWER 1

## 1 BEDROOM

UNIT 07 | LEVEL 20-29

SUITE AREA	658.64 SQ.FT.	61.19 SQ.M.
BALCONY AREA	68.78 SQ.FT.	6.39 SQ.M.
TOTAL AREA	727.42 SQ.FT.	67.58 SQ.M.



FLOOR PLAN 1. All dimensions are in imperial and metric, and measured from finish to finish excluding construction tolerances. 2. All materials, dimensions, and drawings are approximate only. 3. Information is subject to change without notice, at developer's absolute discretion. 4. Actual area may vary from the stated area. 5. Drawings not to scale. 6. All images used are for illustrative purposes only and do not represent the actual size, features, specifications, fittings, and furnishings. 7. The developer reserves the right to make revisions / alterations, at it's absolute discretion, without any liability whatsoever.



# DUBAI CREEK HARBOUR

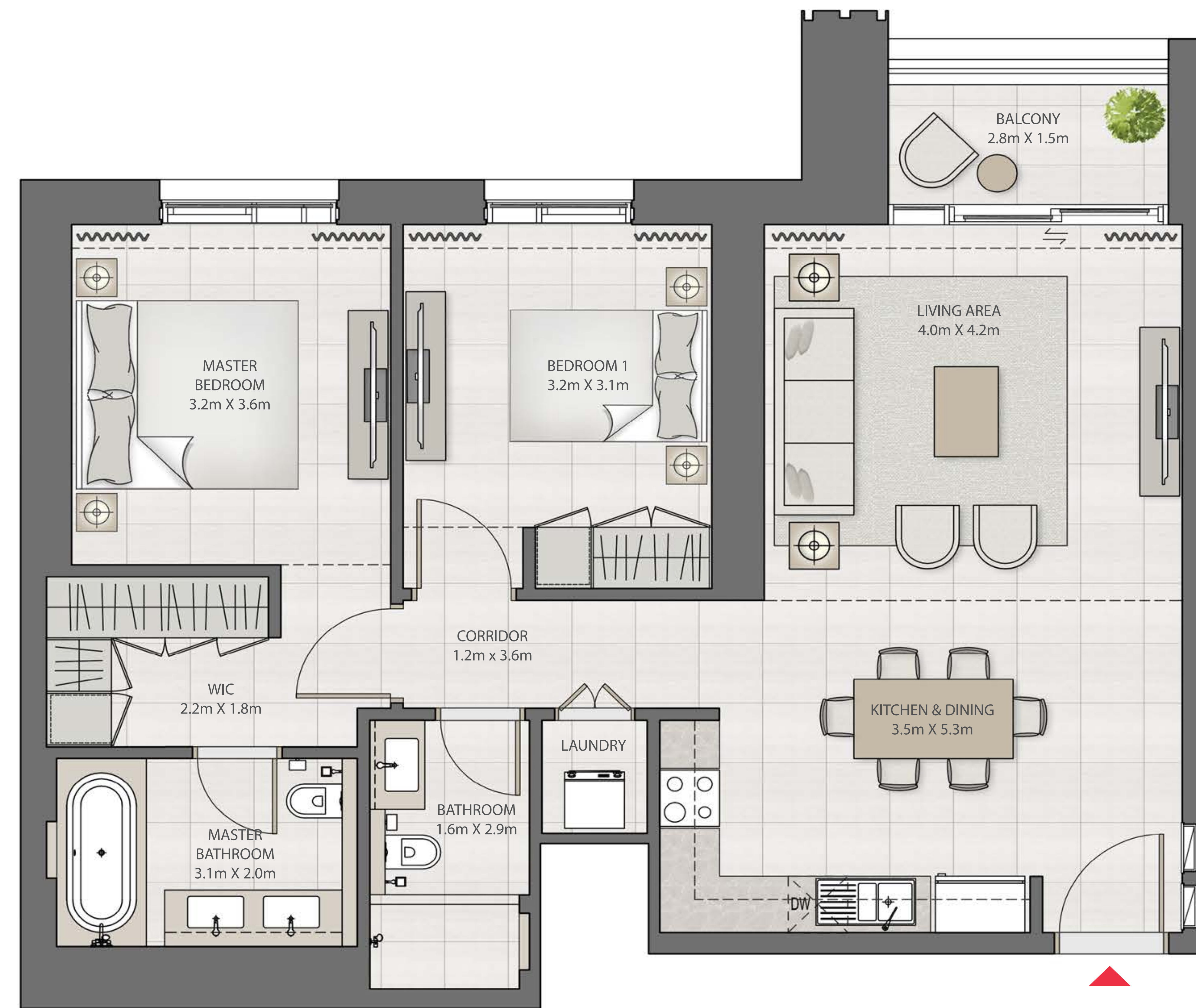
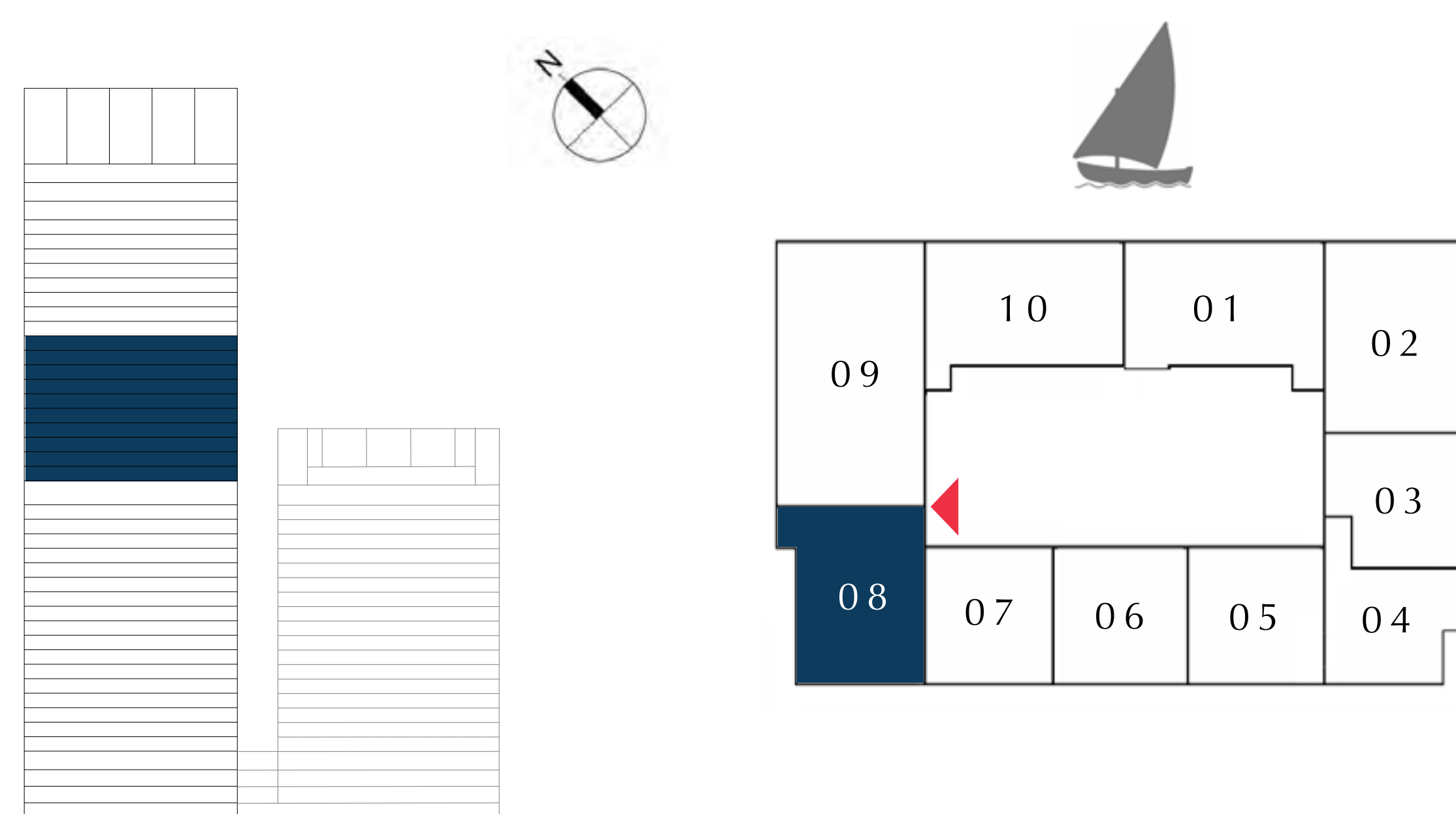
CREEK EDGE

TOWER 1

## 2 BEDROOM

UNIT 08 | LEVEL 20-29

SUITE AREA	995.45 SQ.FT.	92.48 SQ.M.
BALCONY AREA	51.13 SQ.FT.	4.75 SQ.M.
TOTAL AREA	1046.58 SQ.FT.	97.23 SQ.M.



FLOOR PLAN 1. All dimensions are in imperial and metric, and measured from finish to finish excluding construction tolerances. 2. All materials, dimensions, and drawings are approximate only. 3. Information is subject to change without notice, at developer's absolute discretion. 4. Actual area may vary from the stated area. 5. Drawings not to scale. 6. All images used are for illustrative purposes only and do not represent the actual size, features, specifications, fittings, and furnishings. 7. The developer reserves the right to make revisions / alterations, at it's absolute discretion, without any liability whatsoever.



# DUBAI CREEK HARBOUR

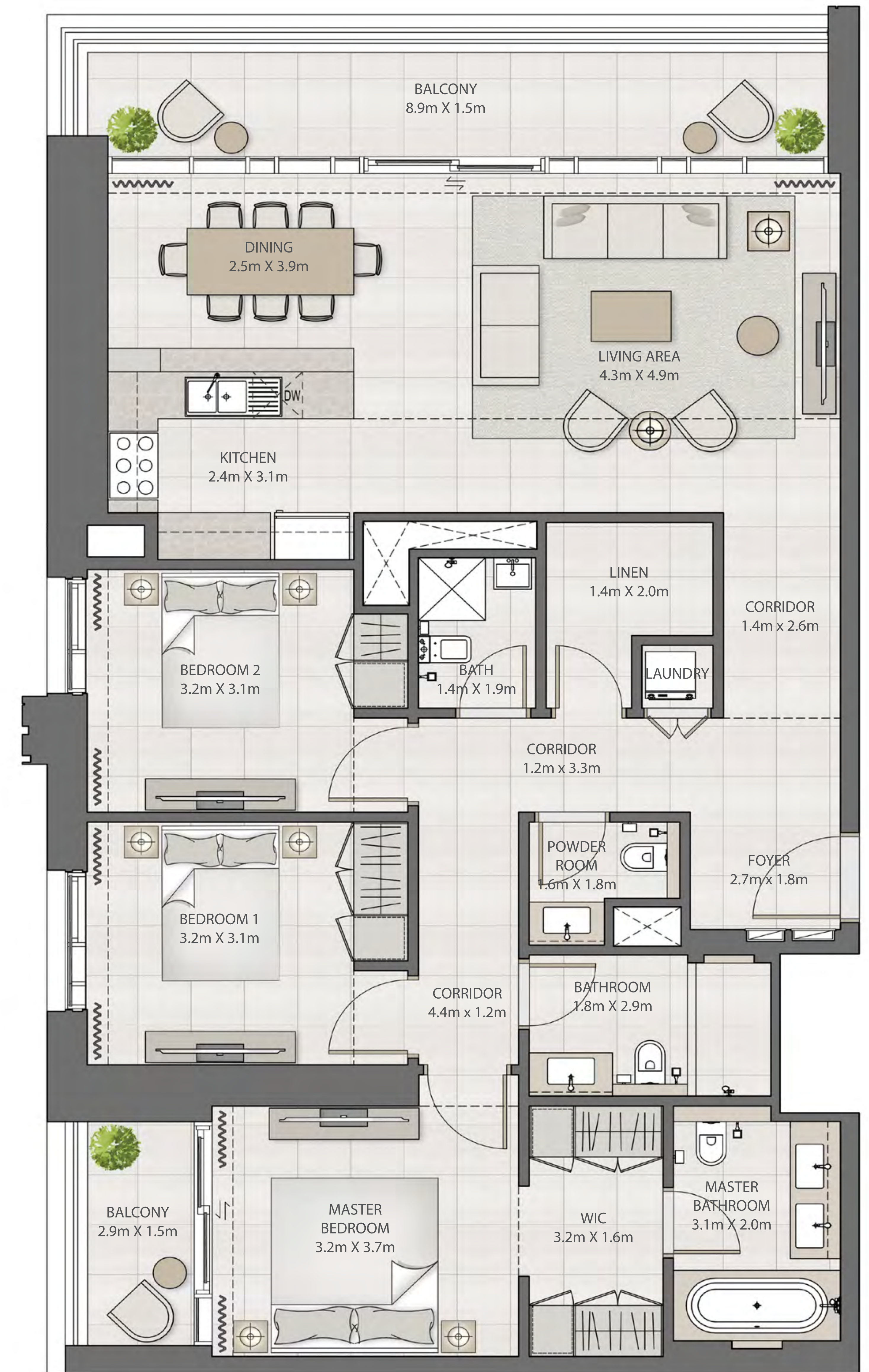
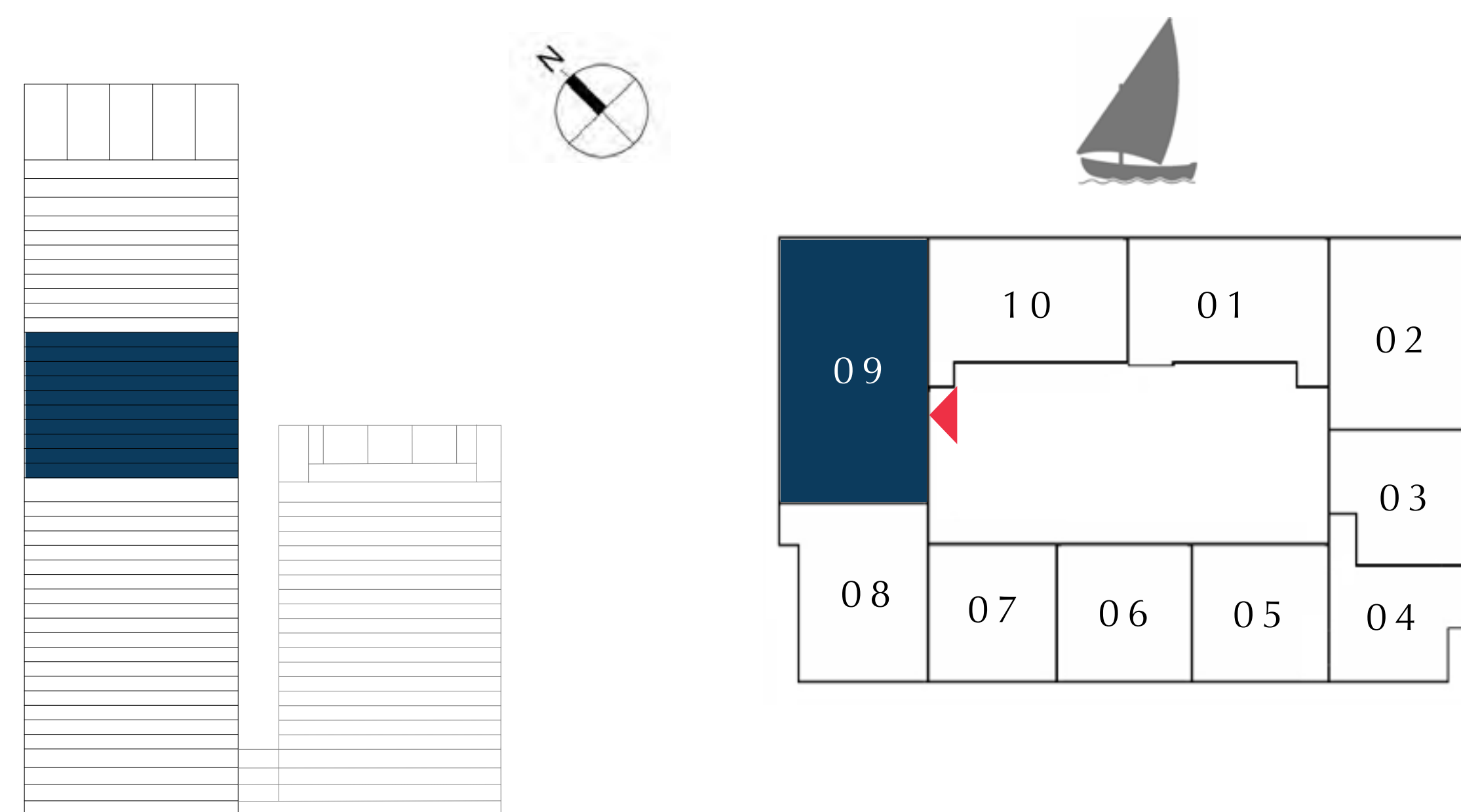
CREEK EDGE

TOWER 1

## 3 BEDROOM

UNIT 09 | LEVEL 20-29

SUITE AREA	1436.44 SQ.FT.	133.45 SQ.M.
BALCONY AREA	208.17 SQ.FT.	19.34 SQ.M.
TOTAL AREA	1644.61 SQ.FT.	152.79 SQ.M.



FLOOR PLAN 1. All dimensions are in imperial and metric, and measured from finish to finish excluding construction tolerances. 2. All materials, dimensions, and drawings are approximate only. 3. Information is subject to change without notice, at developer's absolute discretion. 4. Actual area may vary from the stated area. 5. Drawings not to scale. 6. All images used are for illustrative purposes only and do not represent the actual size, features, specifications, fittings, and furnishings. 7. The developer reserves the right to make revisions / alterations, at it's absolute discretion, without any liability whatsoever.



# DUBAI CREEK HARBOUR

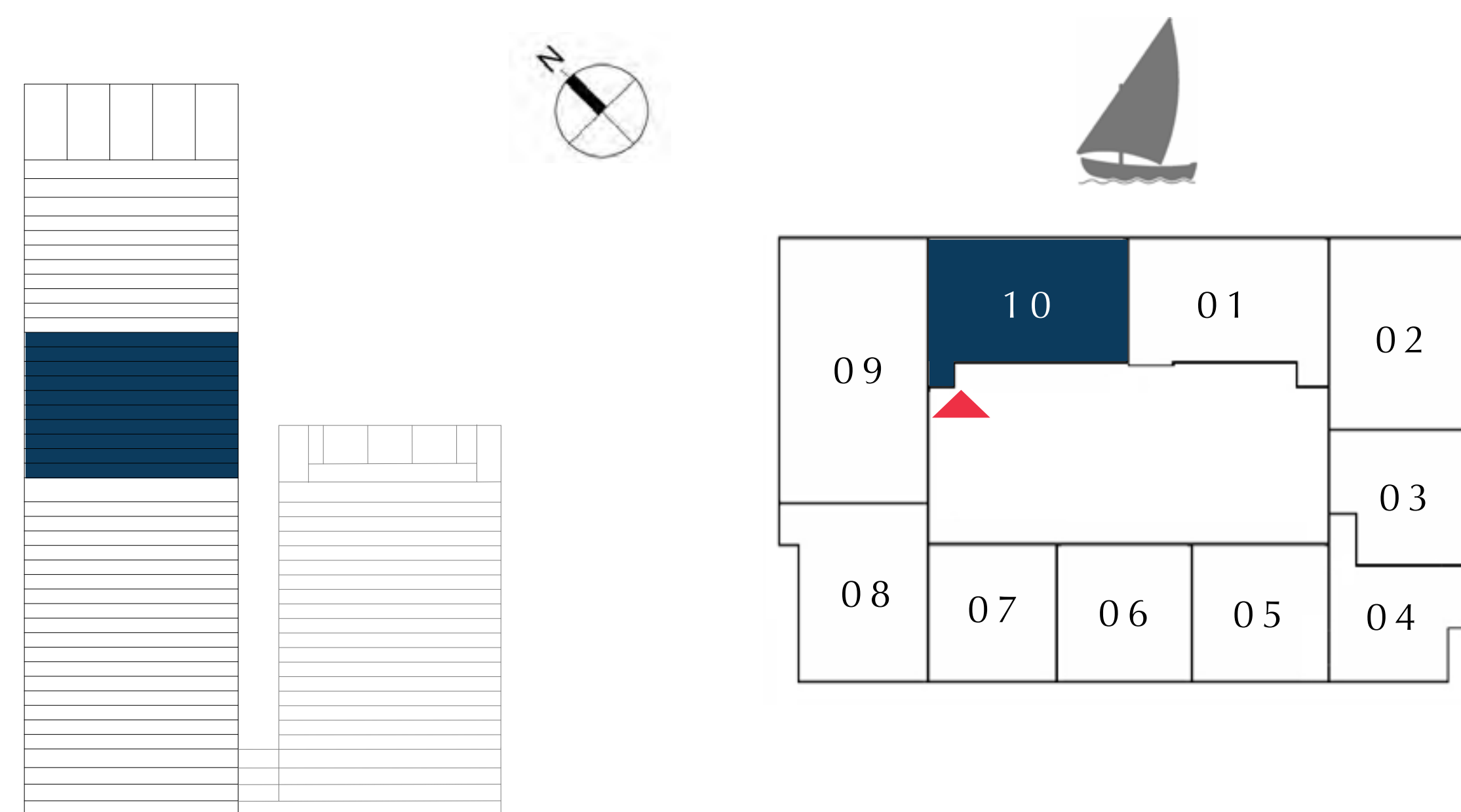
CREEK EDGE

TOWER 1

## 2 BEDROOM

UNIT 10 | LEVEL 20-29

SUITE AREA	1003.30 SQ.FT.	93.21 SQ.M.
BALCONY AREA	75.89 SQ.FT.	7.05 SQ.M.
TOTAL AREA	1079.19 SQ.FT.	100.26 SQ.M.



FLOOR PLAN 1. All dimensions are in imperial and metric, and measured from finish to finish excluding construction tolerances. 2. All materials, dimensions, and drawings are approximate only. 3. Information is subject to change without notice, at developer's absolute discretion. 4. Actual area may vary from the stated area. 5. Drawings not to scale. 6. All images used are for illustrative purposes only and do not represent the actual size, features, specifications, fittings, and furnishings. 7. The developer reserves the right to make revisions / alterations, at it's absolute discretion, without any liability whatsoever.



TOWER 1

TIER 3

EMAAR



# DUBAI CREEK HARBOUR

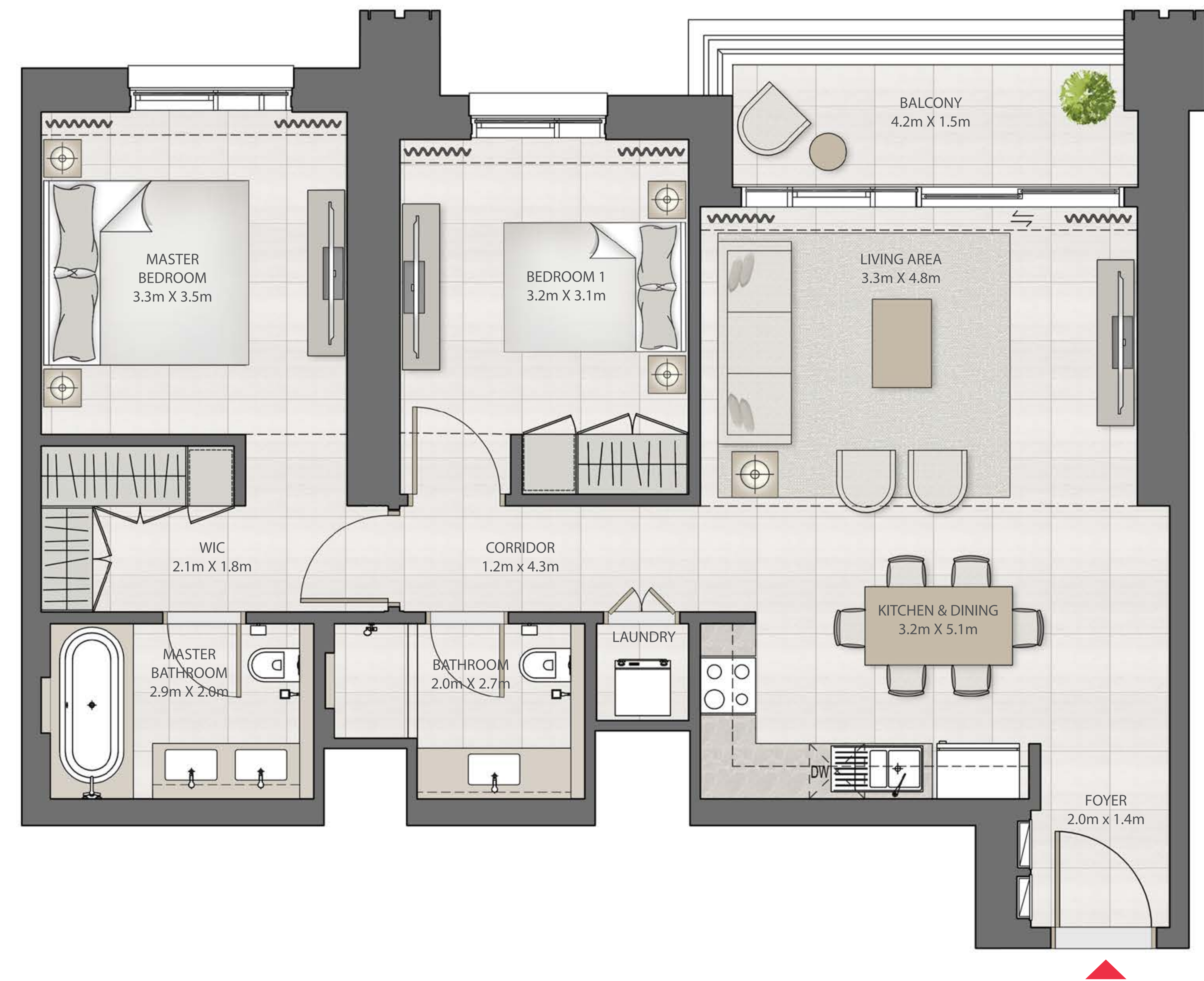
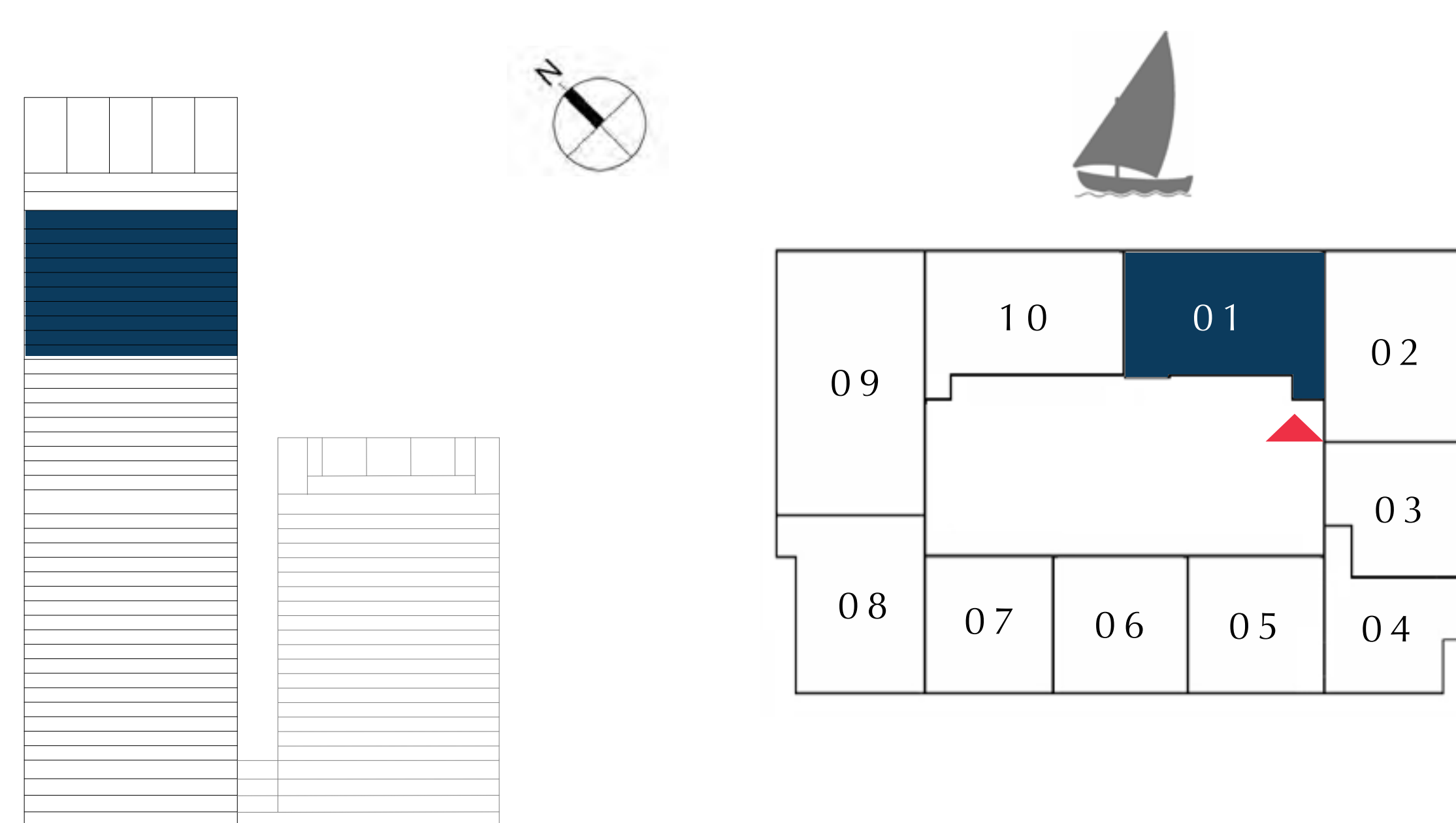
CREEK EDGE

TOWER 1

## 2 BEDROOM

UNIT 01 | LEVEL 30-38

SUITE AREA	1002.44 SQ.FT.	93.13 SQ.M.
BALCONY AREA	75.89 SQ.FT.	7.05 SQ.M.
TOTAL AREA	1078.33 SQ.FT.	100.18 SQ.M.



FLOOR PLAN 1. All dimensions are in imperial and metric, and measured from finish to finish excluding construction tolerances. 2. All materials, dimensions, and drawings are approximate only. 3. Information is subject to change without notice, at developer's absolute discretion. 4. Actual area may vary from the stated area. 5. Drawings not to scale. 6. All images used are for illustrative purposes only and do not represent the actual size, features, specifications, fittings, and furnishings. 7. The developer reserves the right to make revisions / alterations, at it's absolute discretion, without any liability whatsoever.



# DUBAI CREEK HARBOUR

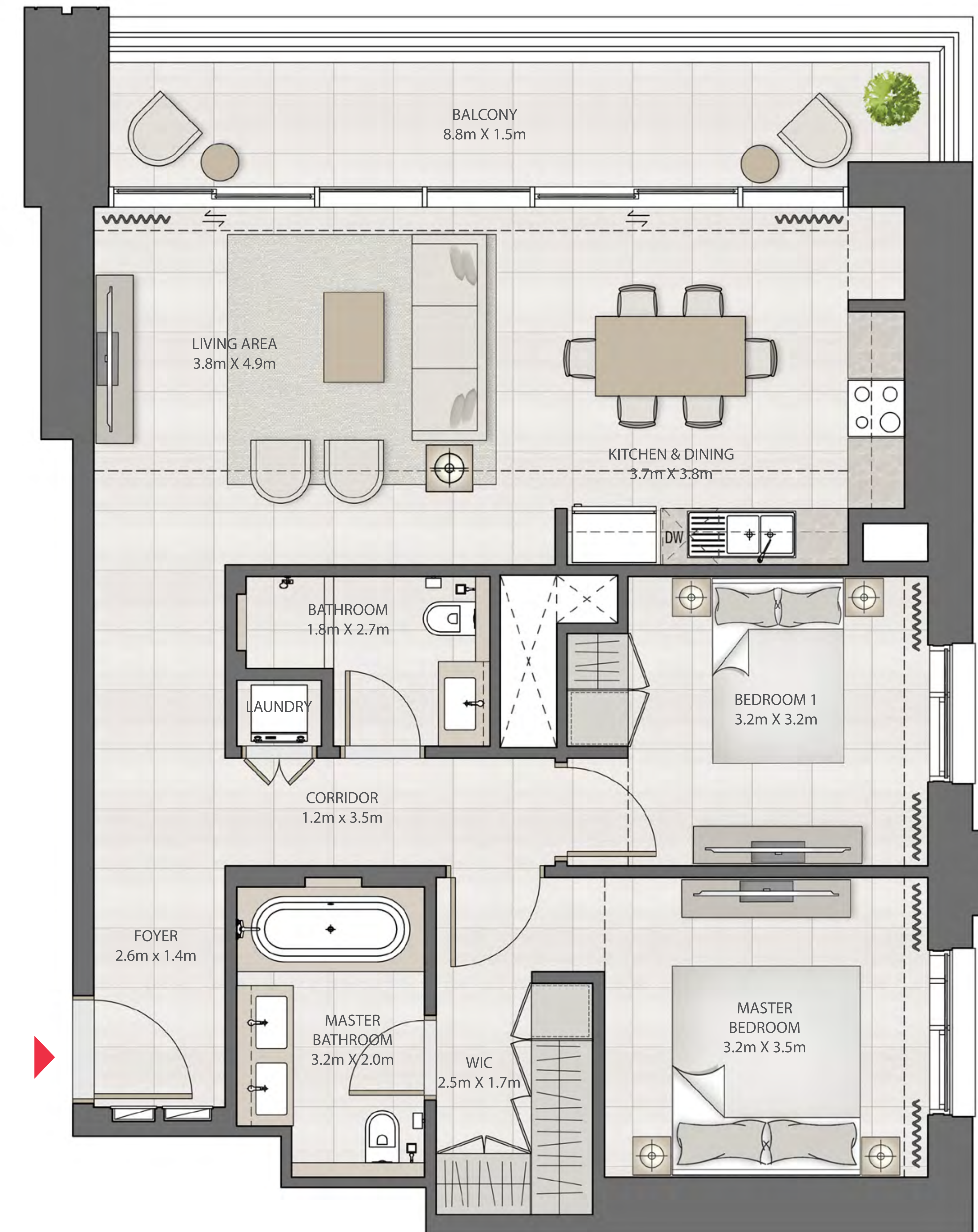
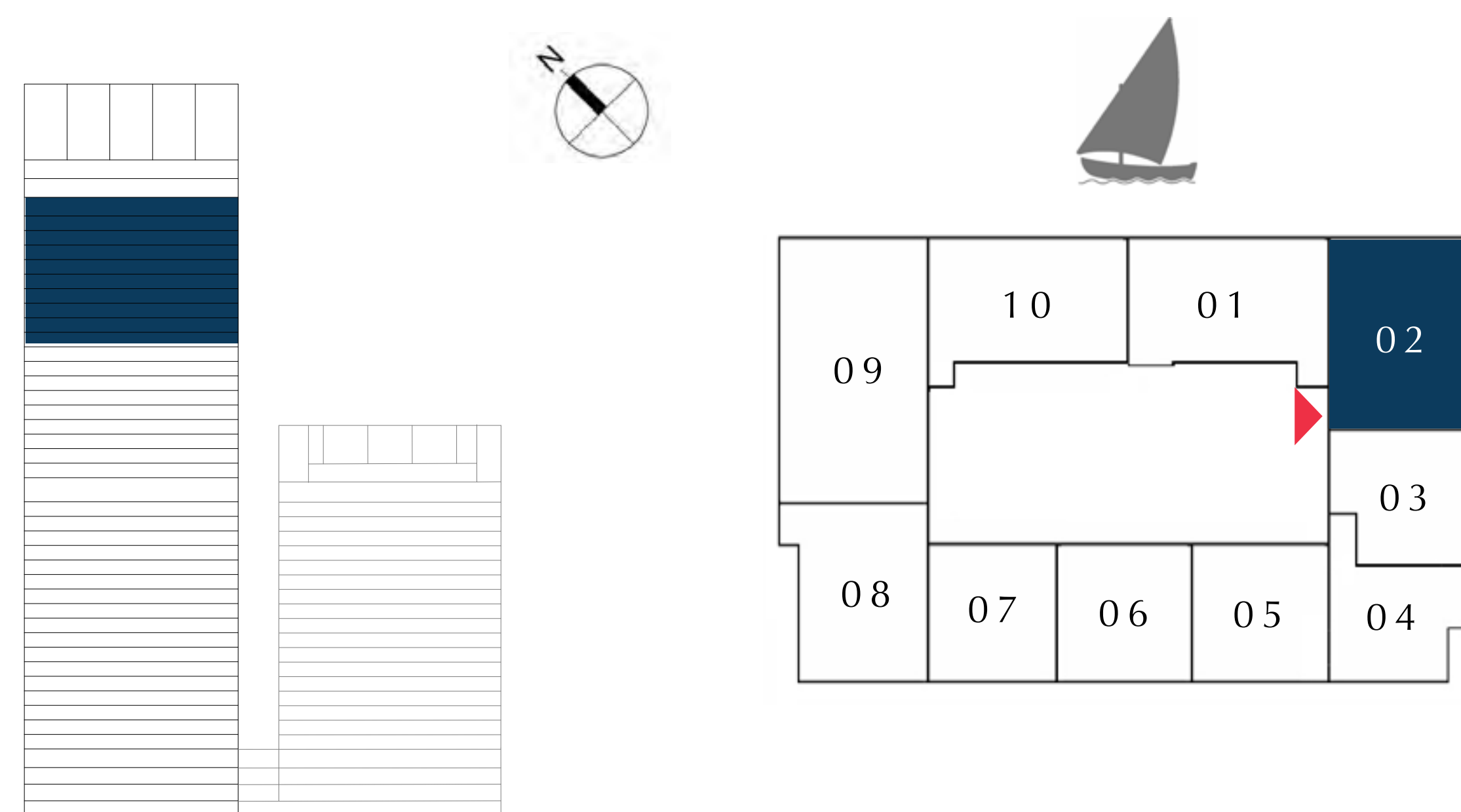
CREEK EDGE

TOWER 1

## 2 BEDROOM

UNIT 02 | LEVEL 30-38

SUITE AREA	1032.58 SQ.FT.	95.93 SQ.M.
BALCONY AREA	148.11 SQ.FT.	13.76 SQ.M.
TOTAL AREA	1180.69 SQ.FT.	109.69 SQ.M.



FLOOR PLAN 1. All dimensions are in imperial and metric, and measured from finish to finish excluding construction tolerances. 2. All materials, dimensions, and drawings are approximate only. 3. Information is subject to change without notice, at developer's absolute discretion. 4. Actual area may vary from the stated area. 5. Drawings not to scale. 6. All images used are for illustrative purposes only and do not represent the actual size, features, specifications, fittings, and furnishings. 7. The developer reserves the right to make revisions / alterations, at it's absolute discretion, without any liability whatsoever.



# DUBAI CREEK HARBOUR

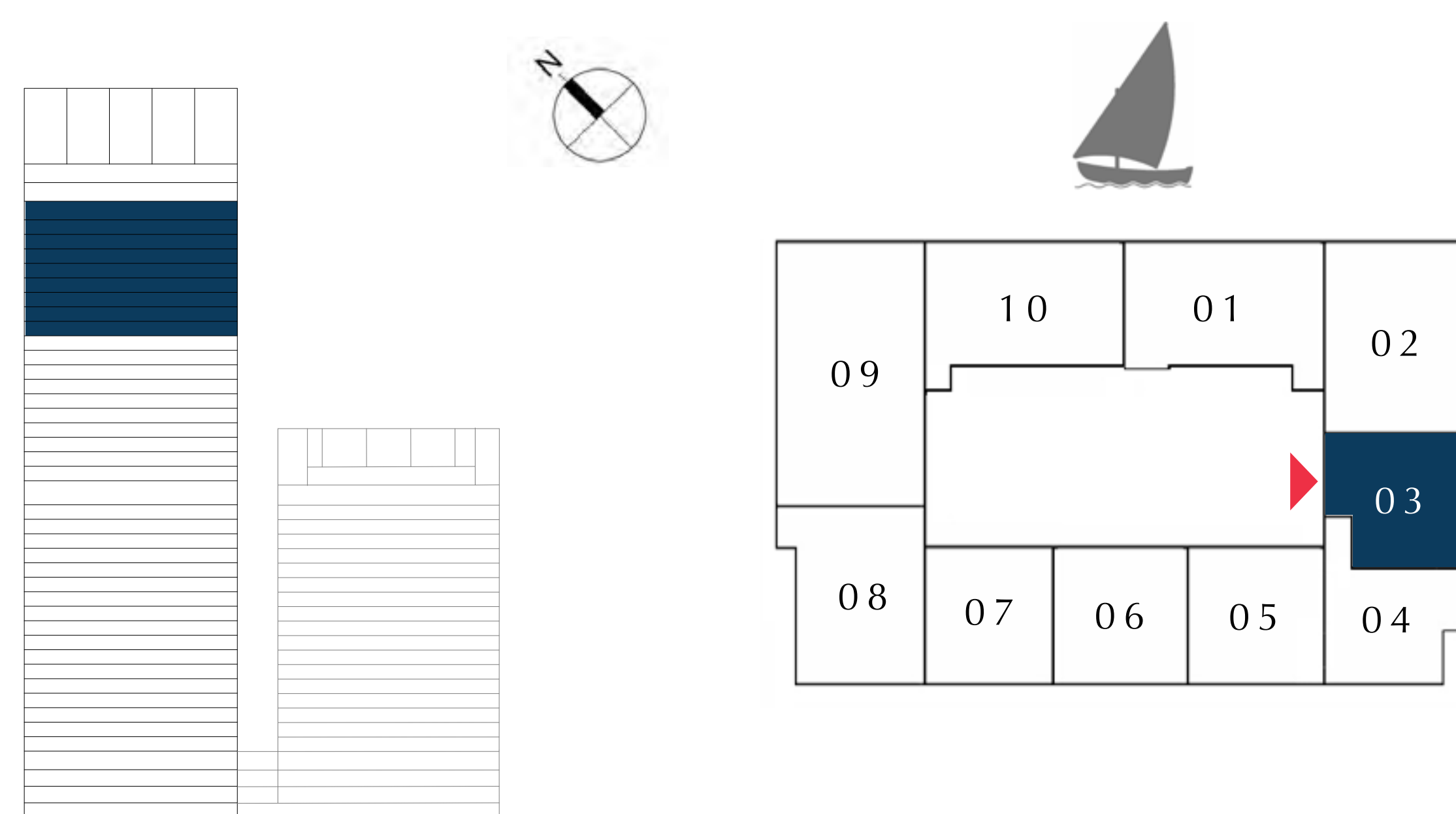
CREEK EDGE

TOWER 1

## 1 BEDROOM

UNIT 03 | LEVEL 30-38

SUITE AREA	652.62 SQ.FT.	60.63 SQ.M.
BALCONY AREA	69.86 SQ.FT.	6.49 SQ.M.
TOTAL AREA	722.48 SQ.FT.	67.12 SQ.M.



FLOOR PLAN 1. All dimensions are in imperial and metric, and measured from finish to finish excluding construction tolerances. 2. All materials, dimensions, and drawings are approximate only. 3. Information is subject to change without notice, at developer's absolute discretion. 4. Actual area may vary from the stated area. 5. Drawings not to scale. 6. All images used are for illustrative purposes only and do not represent the actual size, features, specifications, fittings, and furnishings. 7. The developer reserves the right to make revisions / alterations, at it's absolute discretion, without any liability whatsoever.



# DUBAI CREEK HARBOUR

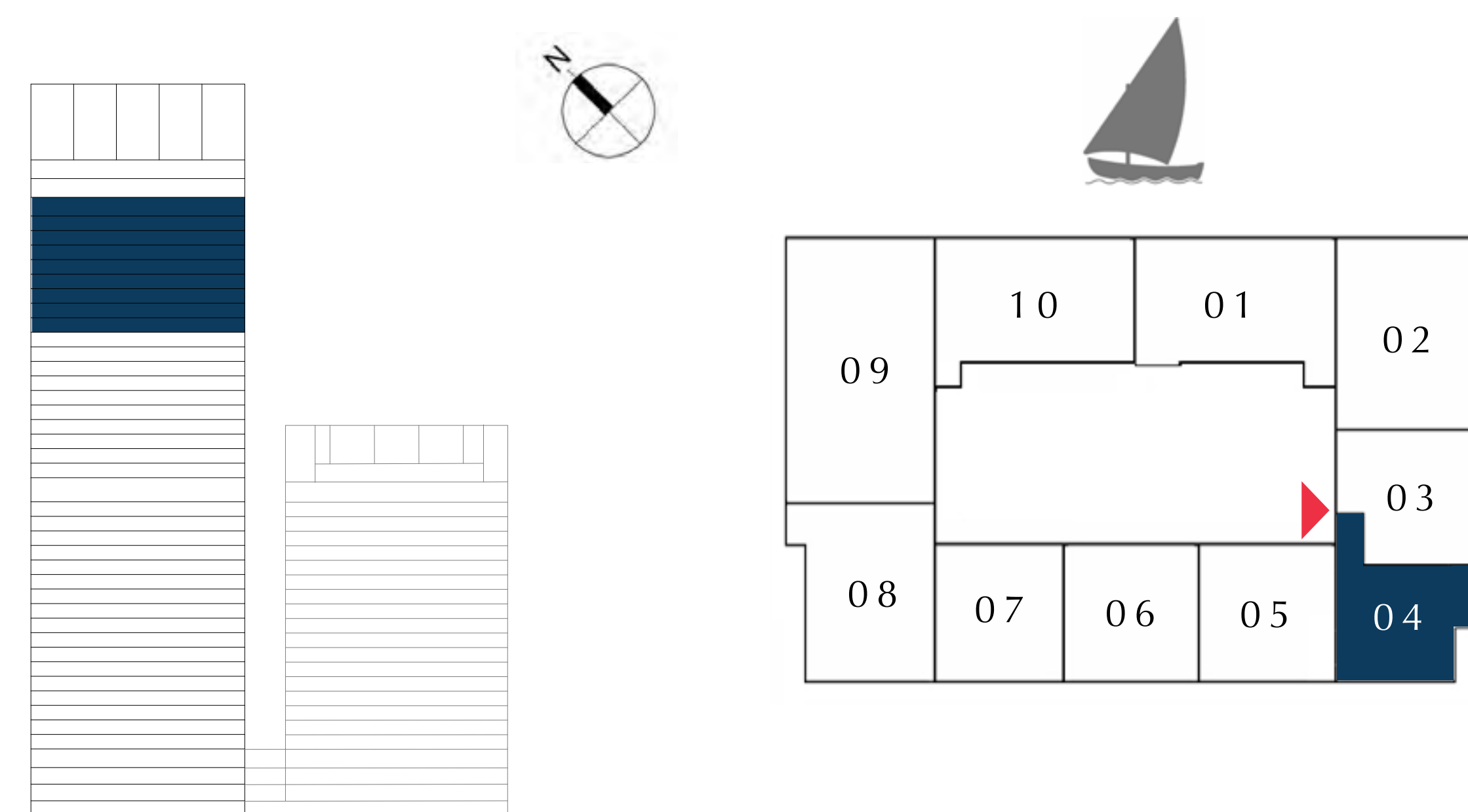
CREEK EDGE

TOWER 1

## 1 BEDROOM

UNIT 04 | LEVEL 30-38

SUITE AREA	741.85 SQ.FT.	68.92 SQ.M.
BALCONY AREA	69.97 SQ.FT.	6.50 SQ.M.
TOTAL AREA	811.82 SQ.FT.	75.42 SQ.M.



FLOOR PLAN 1. All dimensions are in imperial and metric, and measured from finish to finish excluding construction tolerances. 2. All materials, dimensions, and drawings are approximate only. 3. Information is subject to change without notice, at developer's absolute discretion. 4. Actual area may vary from the stated area. 5. Drawings not to scale. 6. All images used are for illustrative purposes only and do not represent the actual size, features, specifications, fittings, and furnishings. 7. The developer reserves the right to make revisions / alterations, at it's absolute discretion, without any liability whatsoever.



# DUBAI CREEK HARBOUR

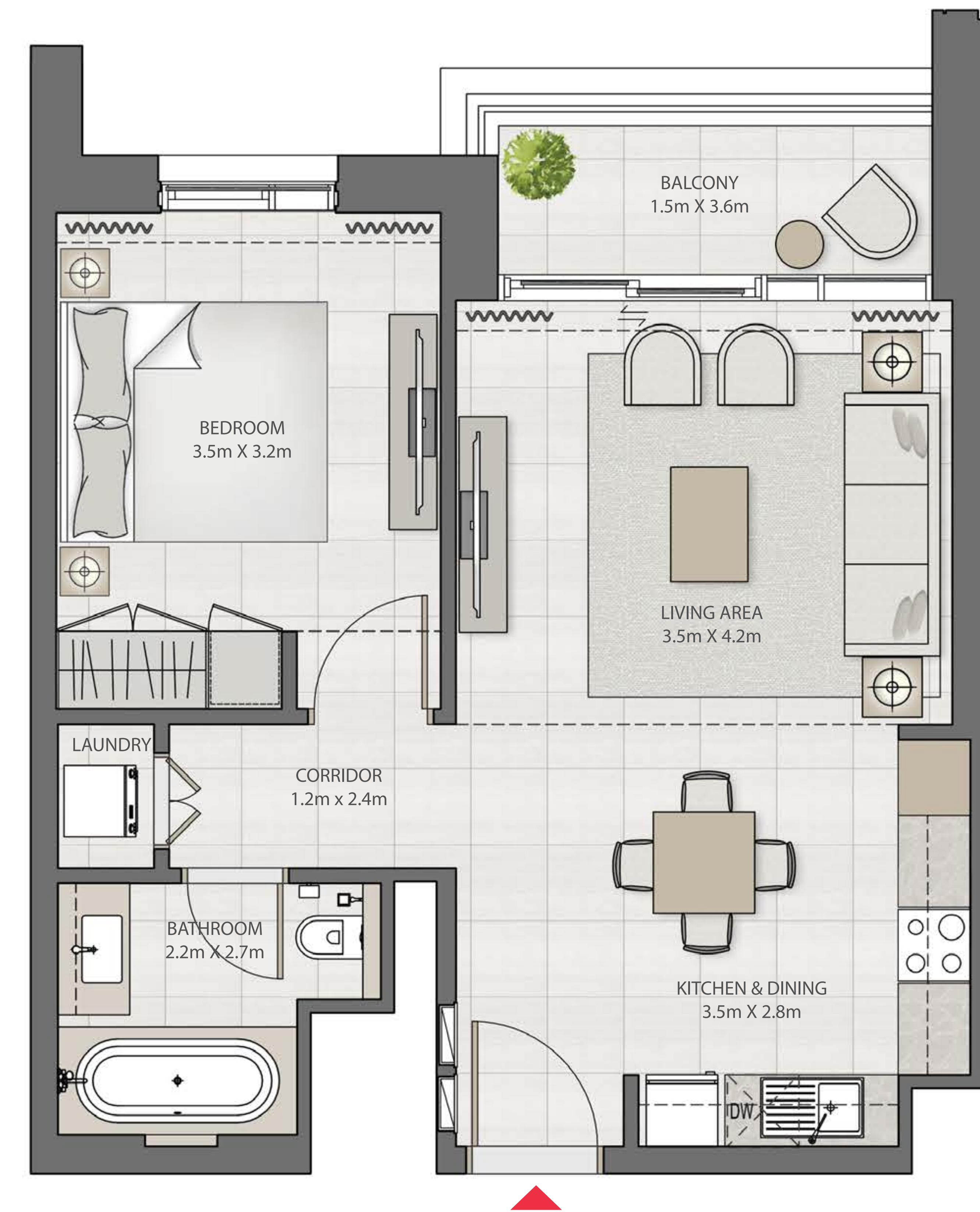
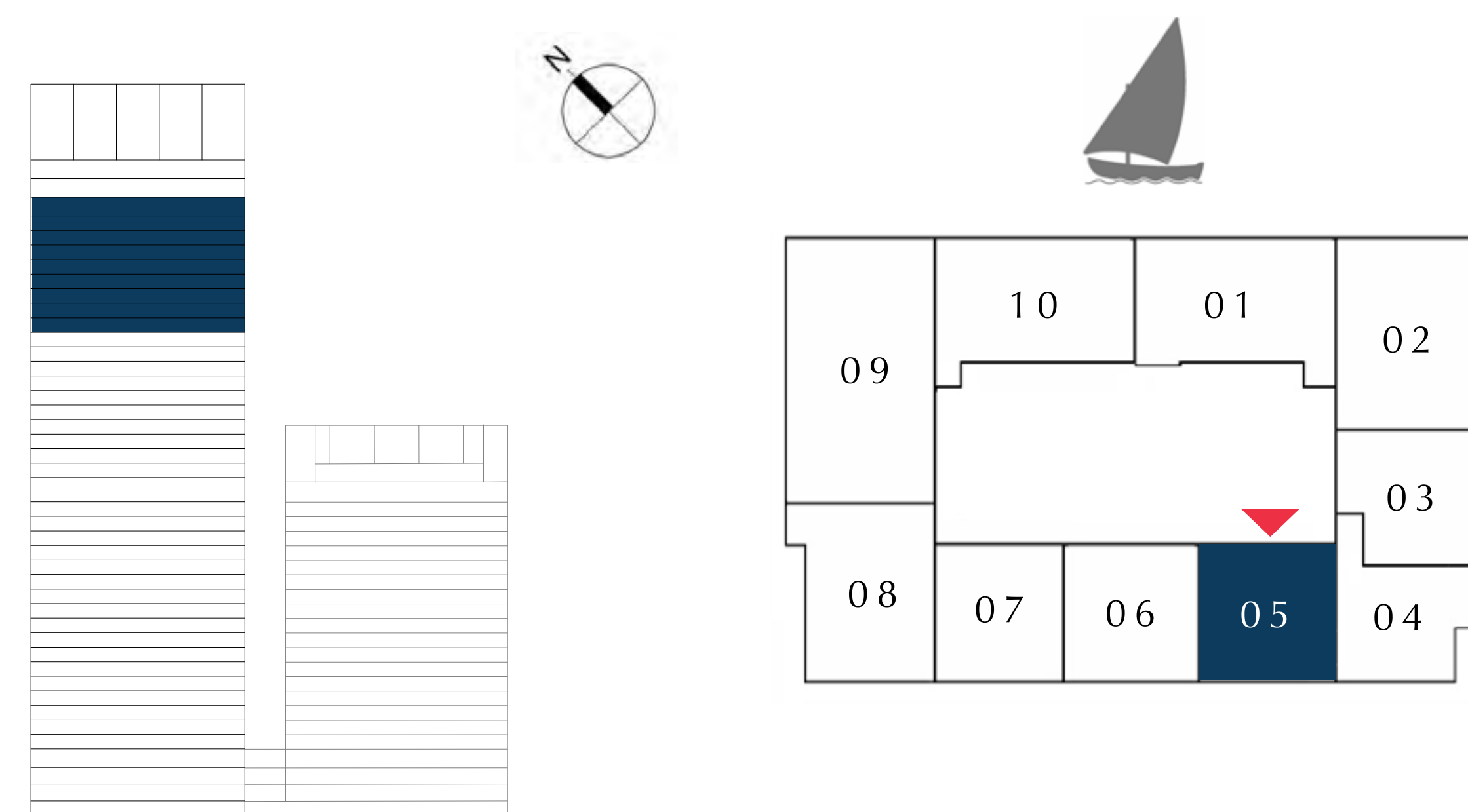
CREEK EDGE

TOWER 1

## 1 BEDROOM

UNIT 05 | LEVEL 30-38

SUITE AREA	627.54 SQ.FT.	58.30 SQ.M.
BALCONY AREA	62.32 SQ.FT.	5.79 SQ.M.
TOTAL AREA	689.86 SQ.FT.	64.09 SQ.M.



FLOOR PLAN 1. All dimensions are in imperial and metric, and measured from finish to finish excluding construction tolerances. 2. All materials, dimensions, and drawings are approximate only. 3. Information is subject to change without notice, at developer's absolute discretion. 4. Actual area may vary from the stated area. 5. Drawings not to scale. 6. All images used are for illustrative purposes only and do not represent the actual size, features, specifications, fittings, and furnishings. 7. The developer reserves the right to make revisions / alterations, at it's absolute discretion, without any liability whatsoever.



# DUBAI CREEK HARBOUR

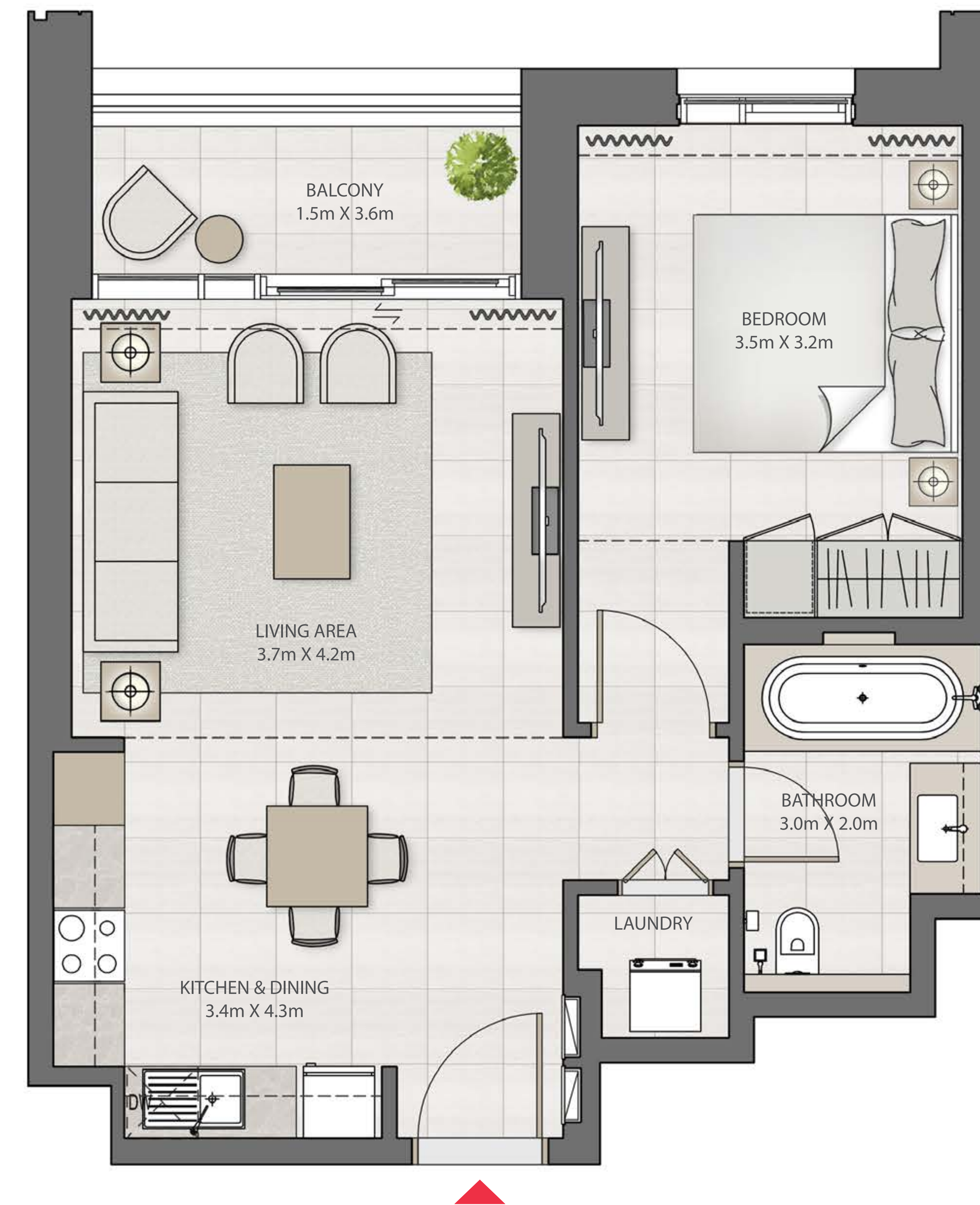
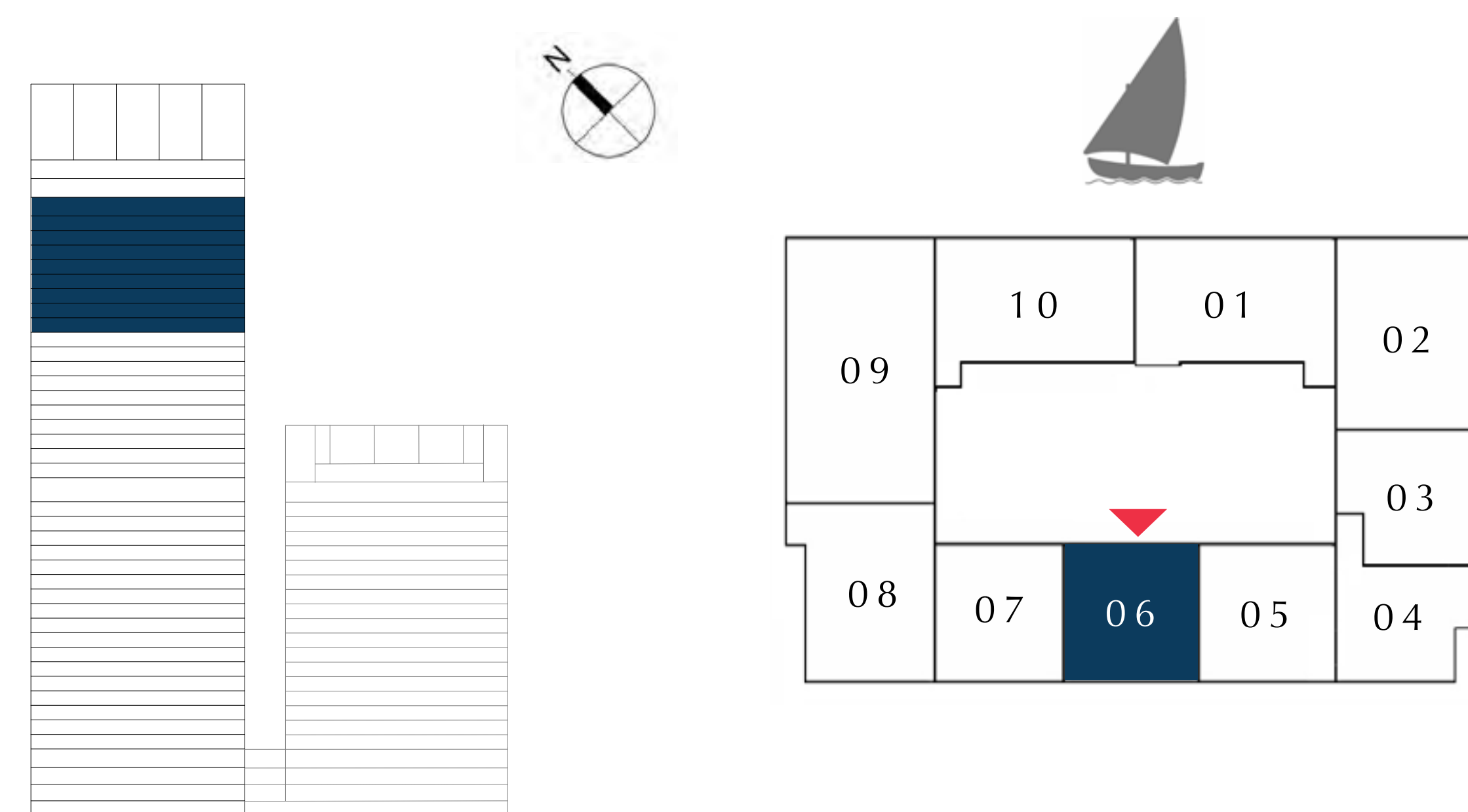
CREEK EDGE

TOWER 1

## 1 BEDROOM

UNIT 06 | LEVEL 30-38

SUITE AREA	644.76 SQ.FT.	59.90 SQ.M.
BALCONY AREA	63.72 SQ.FT.	5.92 SQ.M.
TOTAL AREA	708.48 SQ.FT.	65.82 SQ.M.



FLOOR PLAN 1. All dimensions are in imperial and metric, and measured from finish to finish excluding construction tolerances. 2. All materials, dimensions, and drawings are approximate only. 3. Information is subject to change without notice, at developer's absolute discretion. 4. Actual area may vary from the stated area. 5. Drawings not to scale. 6. All images used are for illustrative purposes only and do not represent the actual size, features, specifications, fittings, and furnishings. 7. The developer reserves the right to make revisions / alterations, at it's absolute discretion, without any liability whatsoever.



# DUBAI CREEK HARBOUR

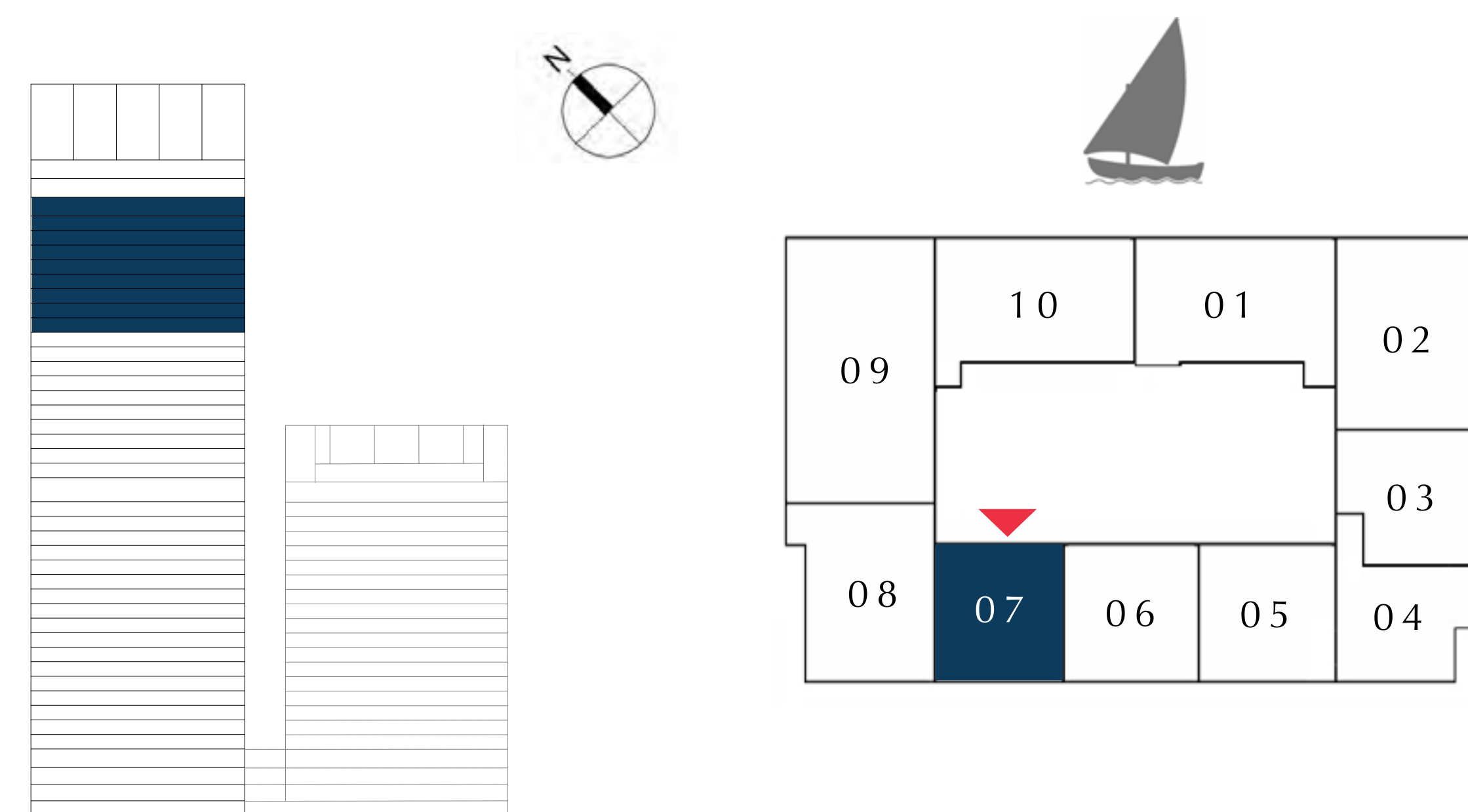
CREEK EDGE

TOWER 1

## 1 BEDROOM

UNIT 07 | LEVEL 30-38

SUITE AREA	658.64 SQ.FT.	61.19 SQ.M.
BALCONY AREA	68.78 SQ.FT.	6.39 SQ.M.
TOTAL AREA	727.42 SQ.FT.	67.58 SQ.M.



FLOOR PLAN 1. All dimensions are in imperial and metric, and measured from finish to finish excluding construction tolerances. 2. All materials, dimensions, and drawings are approximate only. 3. Information is subject to change without notice, at developer's absolute discretion. 4. Actual area may vary from the stated area. 5. Drawings not to scale. 6. All images used are for illustrative purposes only and do not represent the actual size, features, specifications, fittings, and furnishings. 7. The developer reserves the right to make revisions / alterations, at it's absolute discretion, without any liability whatsoever.



# DUBAI CREEK HARBOUR

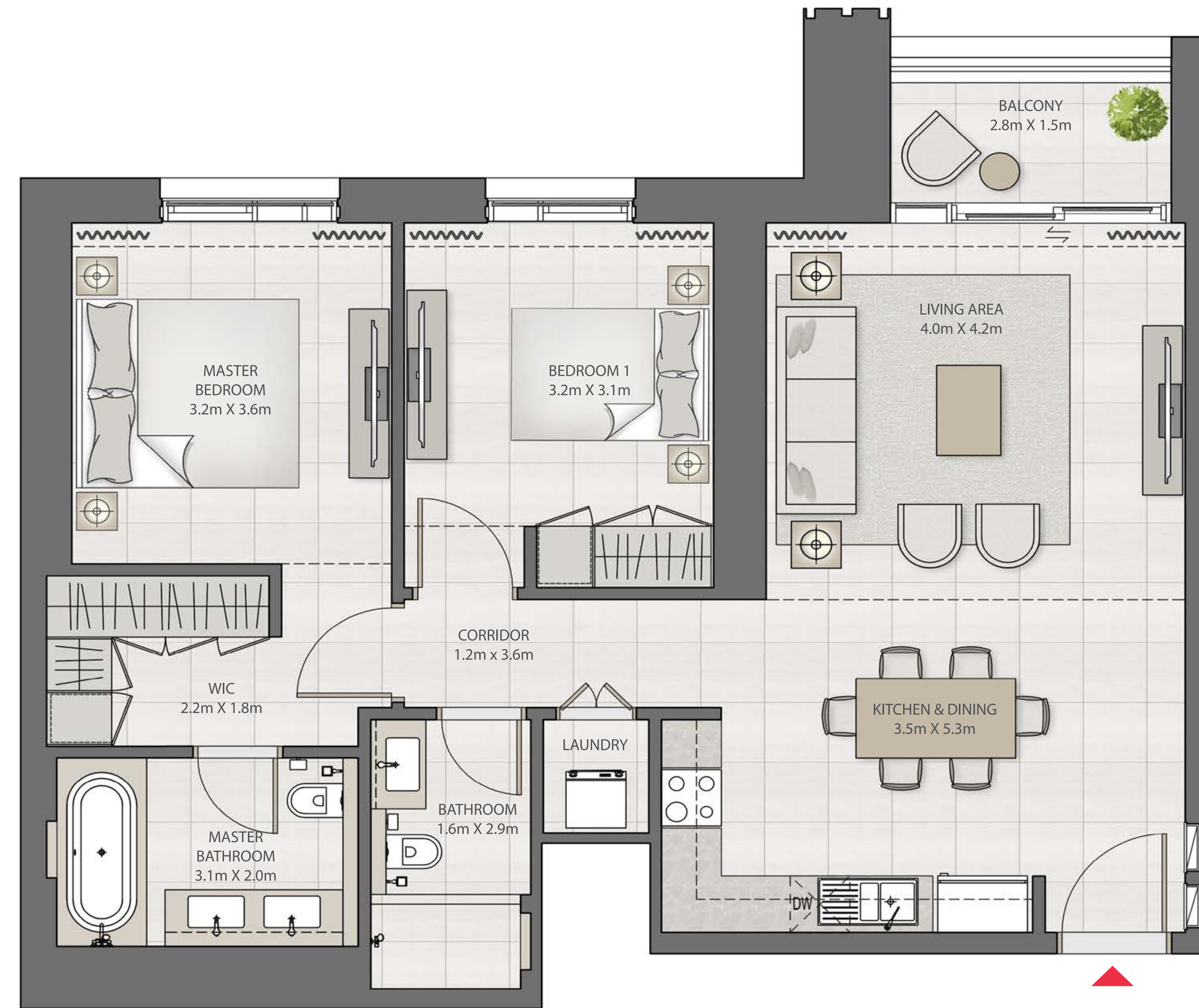
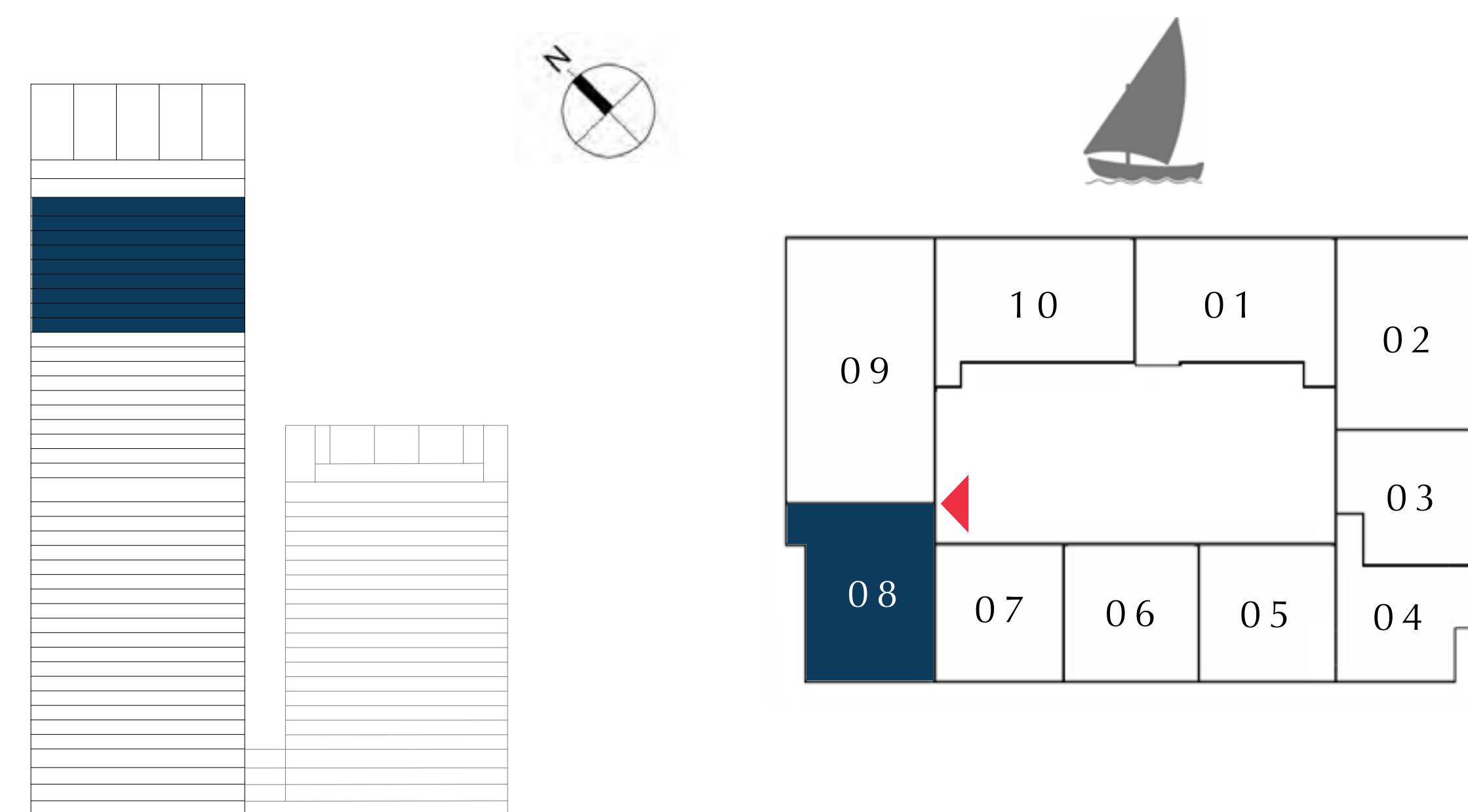
CREEK EDGE

TOWER 1

## 2 BEDROOM

UNIT 08 | LEVEL 30-38

SUITE AREA	995.45 SQ.FT.	92.48 SQ.M.
BALCONY AREA	51.13 SQ.FT.	4.75 SQ.M.
TOTAL AREA	1046.58 SQ.FT.	97.23 SQ.M.



FLOOR PLAN 1. All dimensions are in imperial and metric, and measured from finish to finish excluding construction tolerances. 2. All materials, dimensions, and drawings are approximate only. 3. Information is subject to change without notice, at developer's absolute discretion. 4. Actual area may vary from the stated area. 5. Drawings not to scale. 6. All images used are for illustrative purposes only and do not represent the actual size, features, specifications, fittings, and furnishings. 7. The developer reserves the right to make revisions / alterations, at it's absolute discretion, without any liability whatsoever.



# DUBAI CREEK HARBOUR

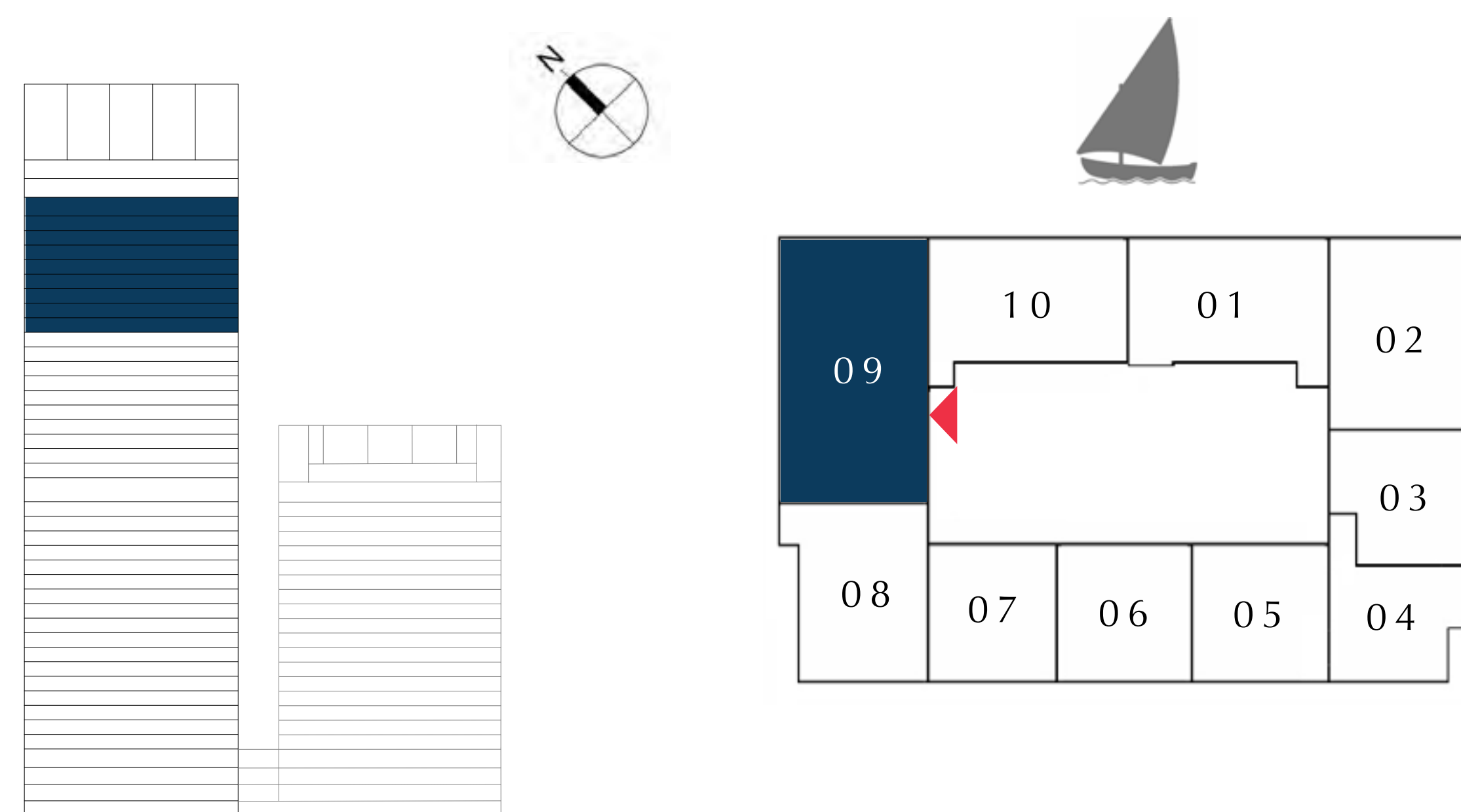
CREEK EDGE

TOWER 1

## 3 BEDROOM

UNIT 09 | LEVEL 30-38

SUITE AREA	1436.44 SQ.FT.	133.45 SQ.M.
BALCONY AREA	208.17 SQ.FT.	19.34 SQ.M.
TOTAL AREA	1644.61 SQ.FT.	152.79 SQ.M.



FLOOR PLAN 1. All dimensions are in imperial and metric, and measured from finish to finish excluding construction tolerances. 2. All materials, dimensions, and drawings are approximate only. 3. Information is subject to change without notice, at developer's absolute discretion. 4. Actual area may vary from the stated area. 5. Drawings not to scale. 6. All images used are for illustrative purposes only and do not represent the actual size, features, specifications, fittings, and furnishings. 7. The developer reserves the right to make revisions / alterations, at it's absolute discretion, without any liability whatsoever.



# DUBAI CREEK HARBOUR

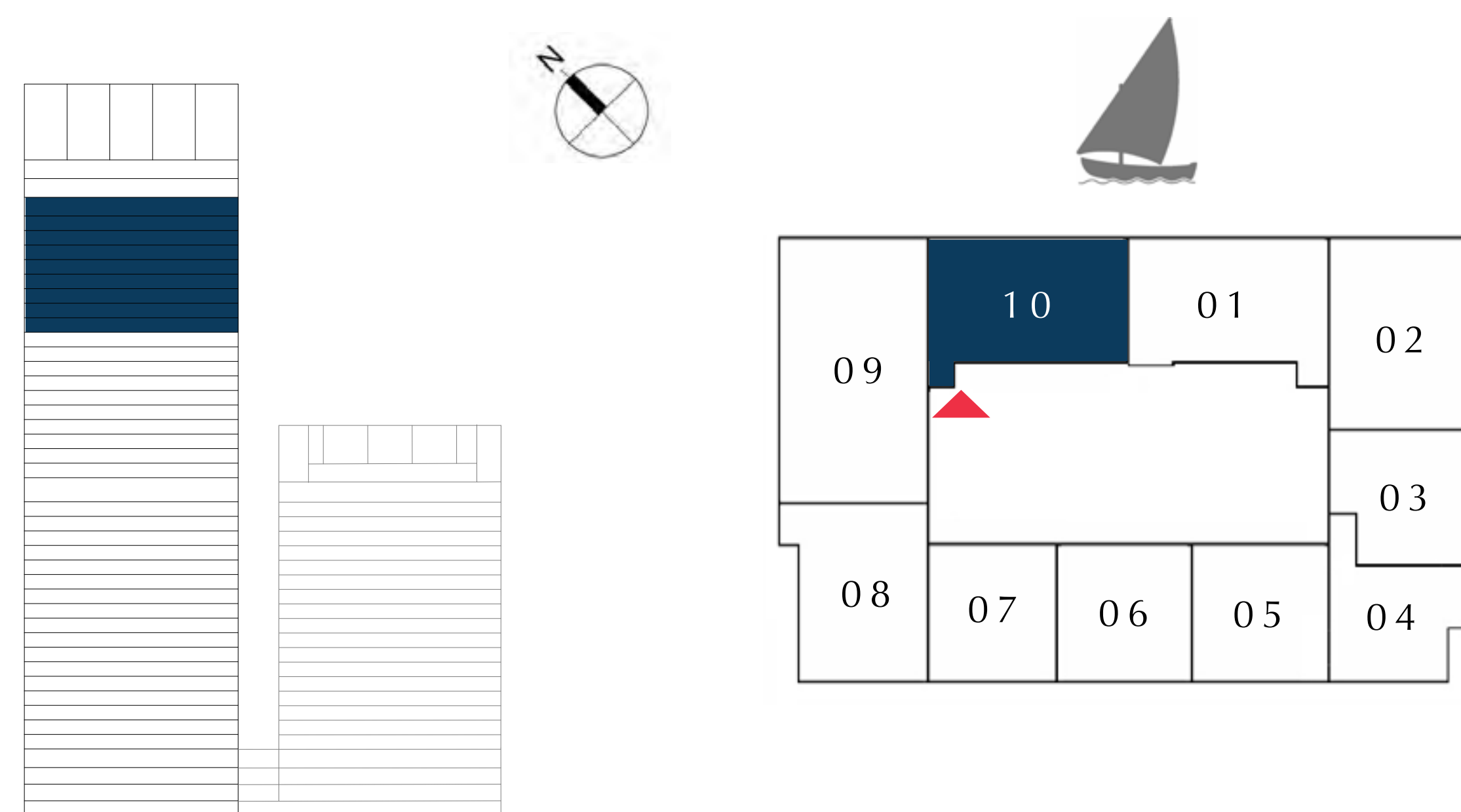
CREEK EDGE

TOWER 1

## 2 BEDROOM

UNIT 10 | LEVEL 30-38

SUITE AREA	1003.30 SQ.FT.	93.21 SQ.M.
BALCONY AREA	75.89 SQ.FT.	7.05 SQ.M.
TOTAL AREA	1079.19 SQ.FT.	100.26 SQ.M.



FLOOR PLAN 1. All dimensions are in imperial and metric, and measured from finish to finish excluding construction tolerances. 2. All materials, dimensions, and drawings are approximate only. 3. Information is subject to change without notice, at developer's absolute discretion. 4. Actual area may vary from the stated area. 5. Drawings not to scale. 6. All images used are for illustrative purposes only and do not represent the actual size, features, specifications, fittings, and furnishings. 7. The developer reserves the right to make revisions / alterations, at it's absolute discretion, without any liability whatsoever.



TOWER 1

PODIUM

EMAAR



# DUBAI CREEK HARBOUR

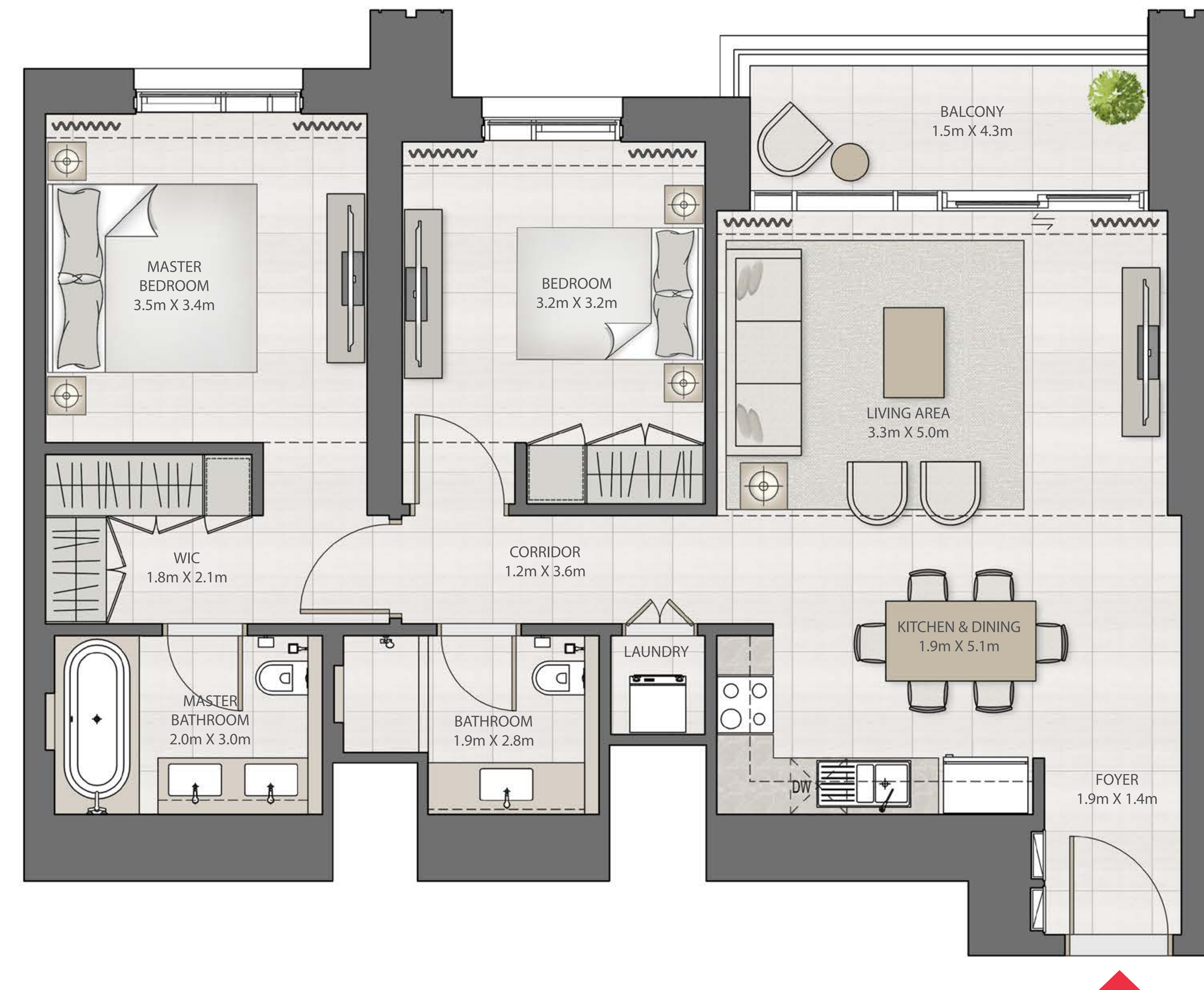
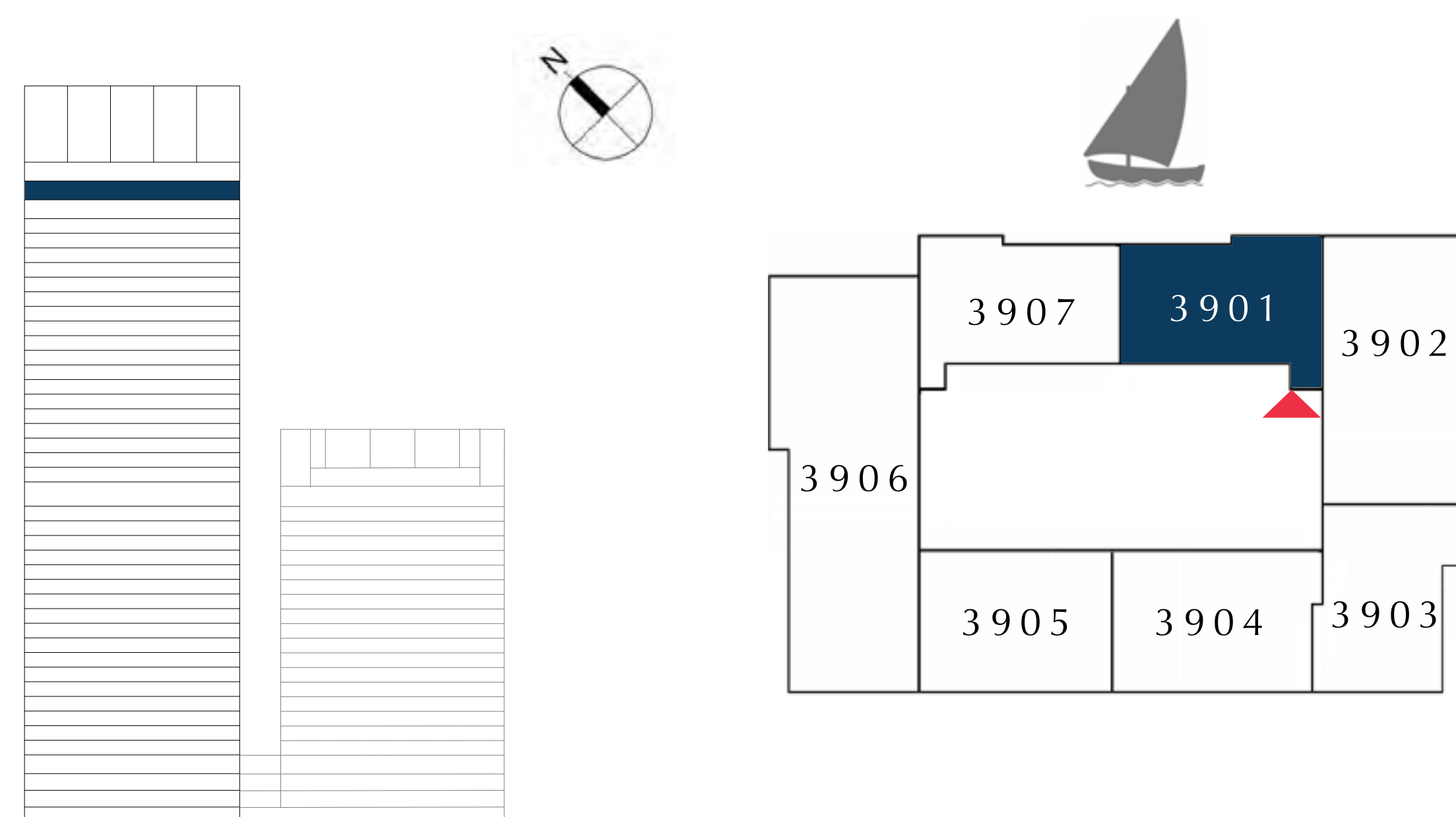
CREEK EDGE

TOWER 1

## 2 BEDROOM

UNIT 3901 | LEVEL 39

SUITE AREA	1001.04 SQ.FT.	93.00 SQ.M.
BALCONY AREA	75.89 SQ.FT.	7.05 SQ.M.
TOTAL AREA	1076.93 SQ.FT.	100.05 SQ.M.



FLOOR PLAN 1. All dimensions are in imperial and metric, and measured from finish to finish excluding construction tolerances. 2. All materials, dimensions, and drawings are approximate only. 3. Information is subject to change without notice, at developer's absolute discretion. 4. Actual area may vary from the stated area. 5. Drawings not to scale. 6. All images used are for illustrative purposes only and do not represent the actual size, features, specifications, fittings, and furnishings. 7. The developer reserves the right to make revisions / alterations, at it's absolute discretion, without any liability whatsoever.



# DUBAI CREEK HARBOUR

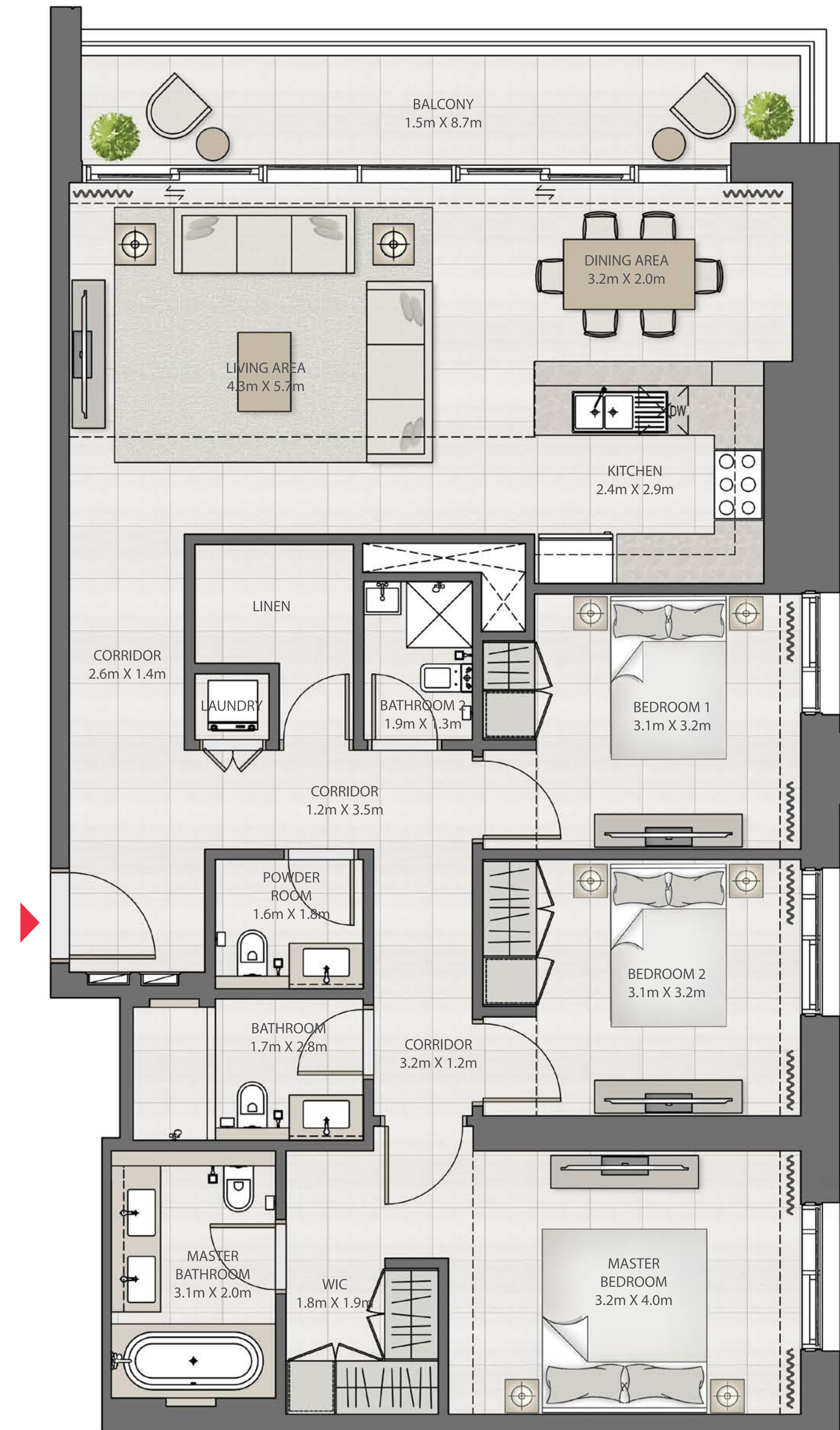
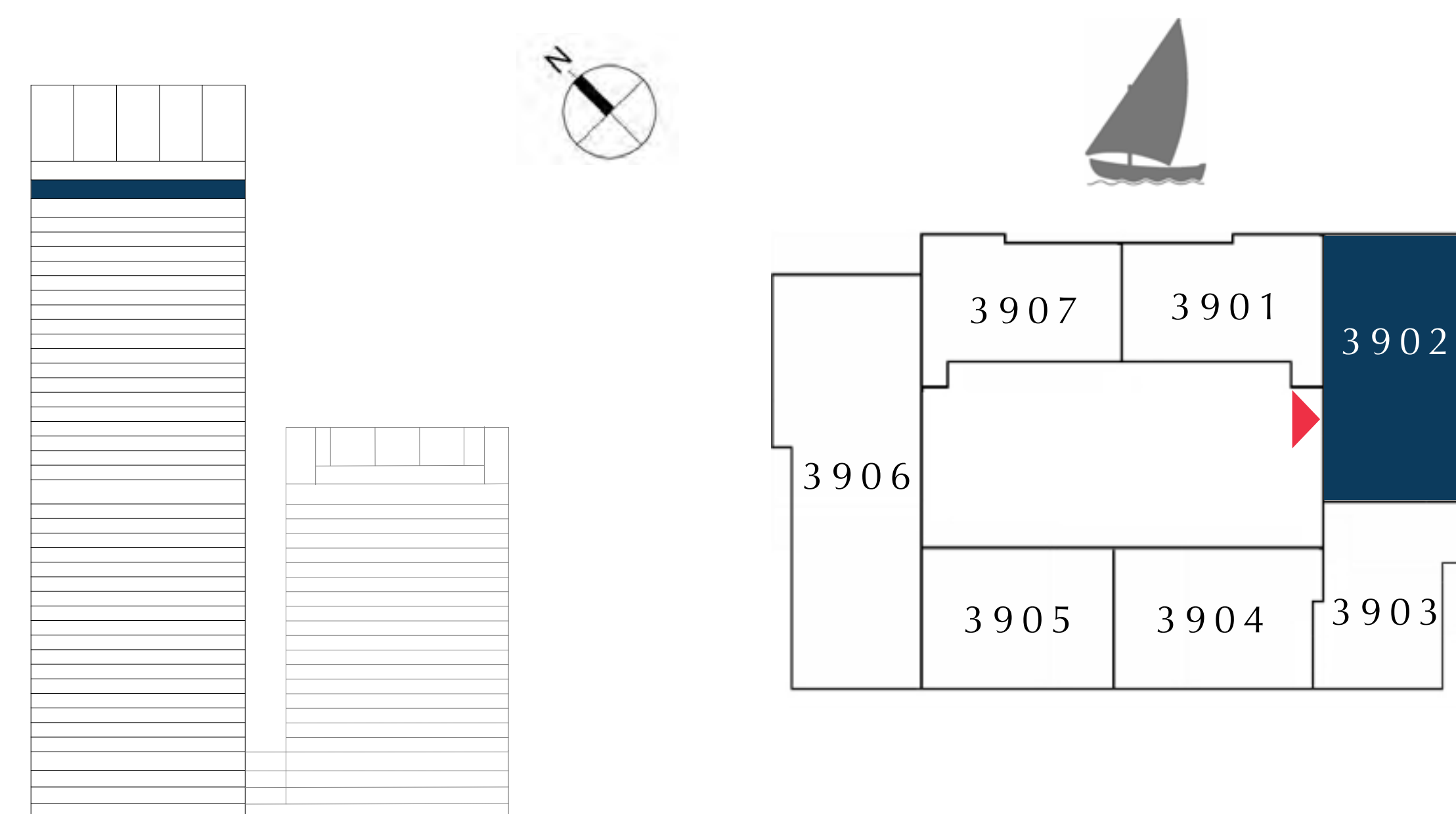
CREEK EDGE

TOWER 1

## 3 BEDROOM

UNIT 3902 | LEVEL 39

SUITE AREA	1443.12 SQ.FT.	134.07 SQ.M.
BALCONY AREA	148.11 SQ.FT.	13.76 SQ.M.
TOTAL AREA	1591.23 SQ.FT.	147.83 SQ.M.



FLOOR PLAN 1. All dimensions are in imperial and metric, and measured from finish to finish excluding construction tolerances. 2. All materials, dimensions, and drawings are approximate only. 3. Information is subject to change without notice, at developer's absolute discretion. 4. Actual area may vary from the stated area. 5. Drawings not to scale. 6. All images used are for illustrative purposes only and do not represent the actual size, features, specifications, fittings, and furnishings. 7. The developer reserves the right to make revisions / alterations, at it's absolute discretion, without any liability whatsoever.



# DUBAI CREEK HARBOUR

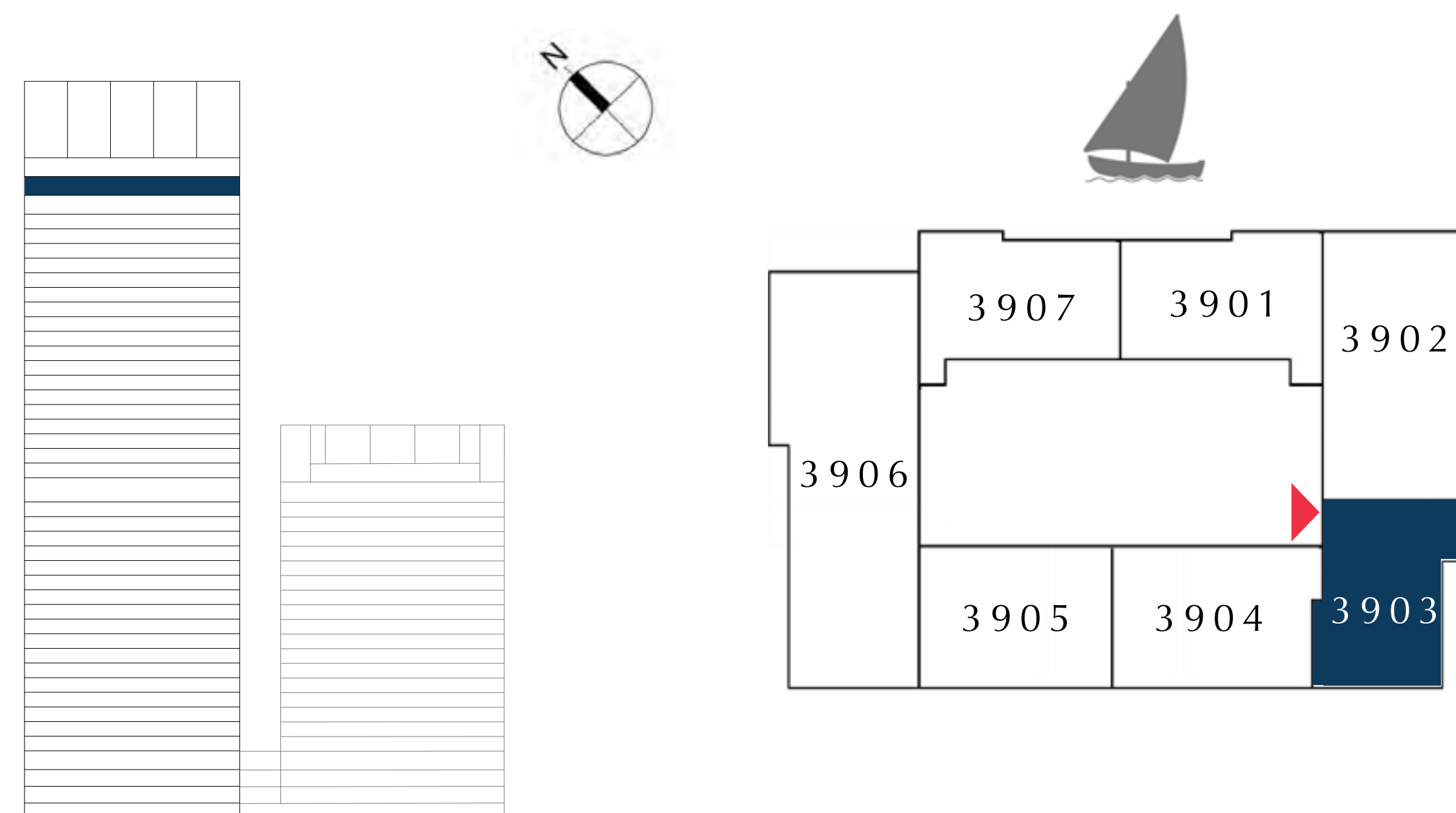
CREEK EDGE

TOWER 1

## 2 BEDROOM

UNIT 3903 | LEVEL 39

SUITE AREA	999.21 SQ.FT.	92.83 SQ.M.
BALCONY AREA	52.53 SQ.FT.	4.88 SQ.M.
TOTAL AREA	1051.74 SQ.FT.	97.71 SQ.M.



FLOOR PLAN 1. All dimensions are in imperial and metric, and measured from finish to finish excluding construction tolerances. 2. All materials, dimensions, and drawings are approximate only. 3. Information is subject to change without notice, at developer's absolute discretion. 4. Actual area may vary from the stated area. 5. Drawings not to scale. 6. All images used are for illustrative purposes only and do not represent the actual size, features, specifications, fittings, and furnishings. 7. The developer reserves the right to make revisions / alterations, at it's absolute discretion, without any liability whatsoever.



# DUBAI CREEK HARBOUR

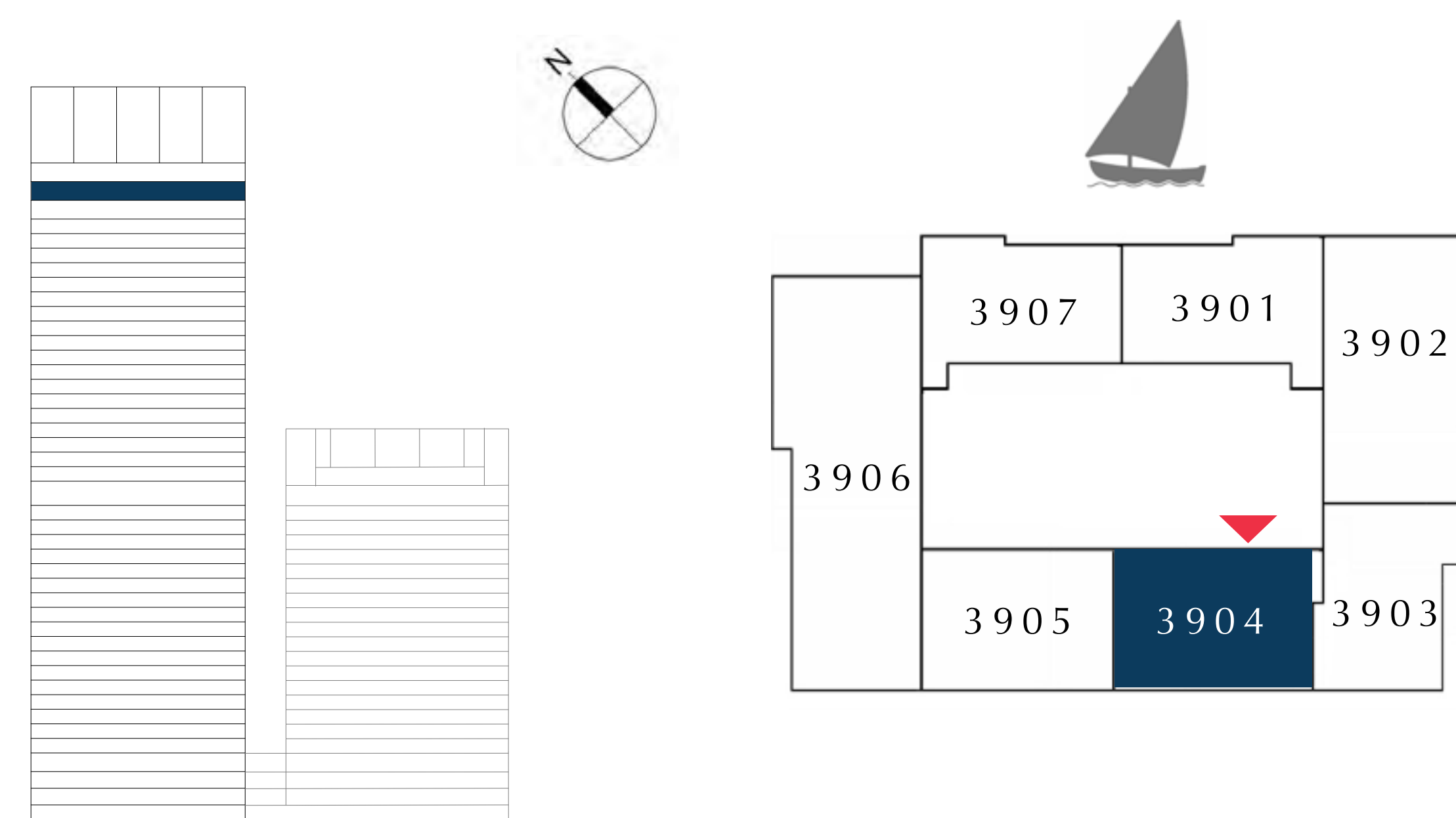
CREEK EDGE

TOWER 1

## 2 BEDROOM

UNIT 3904 | LEVEL 39

SUITE AREA	993.19 SQ.FT.	92.27 SQ.M.
BALCONY AREA	64.37 SQ.FT.	5.98 SQ.M.
TOTAL AREA	1057.56 SQ.FT.	98.25 SQ.M.



FLOOR PLAN 1. All dimensions are in imperial and metric, and measured from finish to finish excluding construction tolerances. 2. All materials, dimensions, and drawings are approximate only. 3. Information is subject to change without notice, at developer's absolute discretion. 4. Actual area may vary from the stated area. 5. Drawings not to scale. 6. All images used are for illustrative purposes only and do not represent the actual size, features, specifications, fittings, and furnishings. 7. The developer reserves the right to make revisions / alterations, at it's absolute discretion, without any liability whatsoever.



# DUBAI CREEK HARBOUR

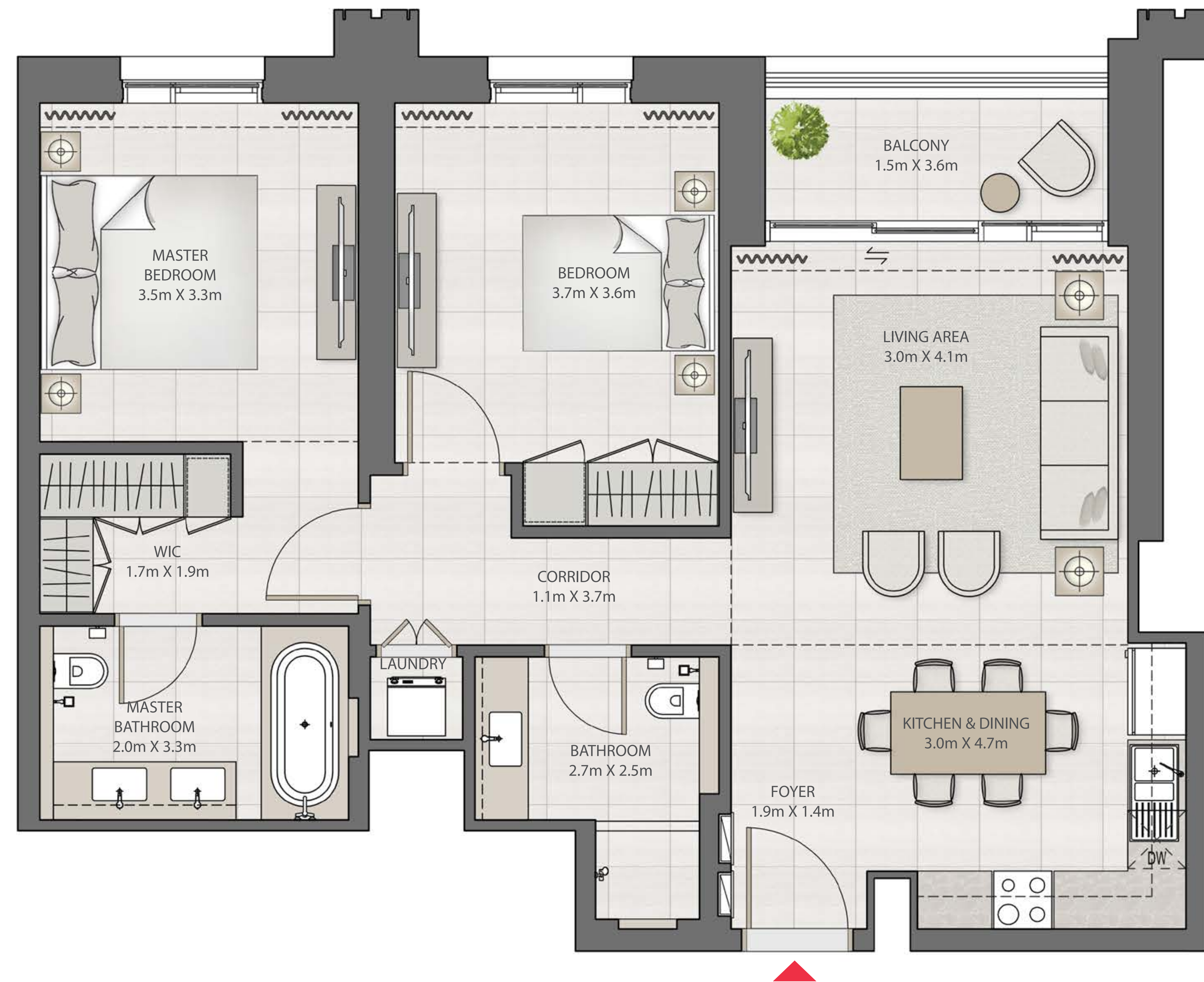
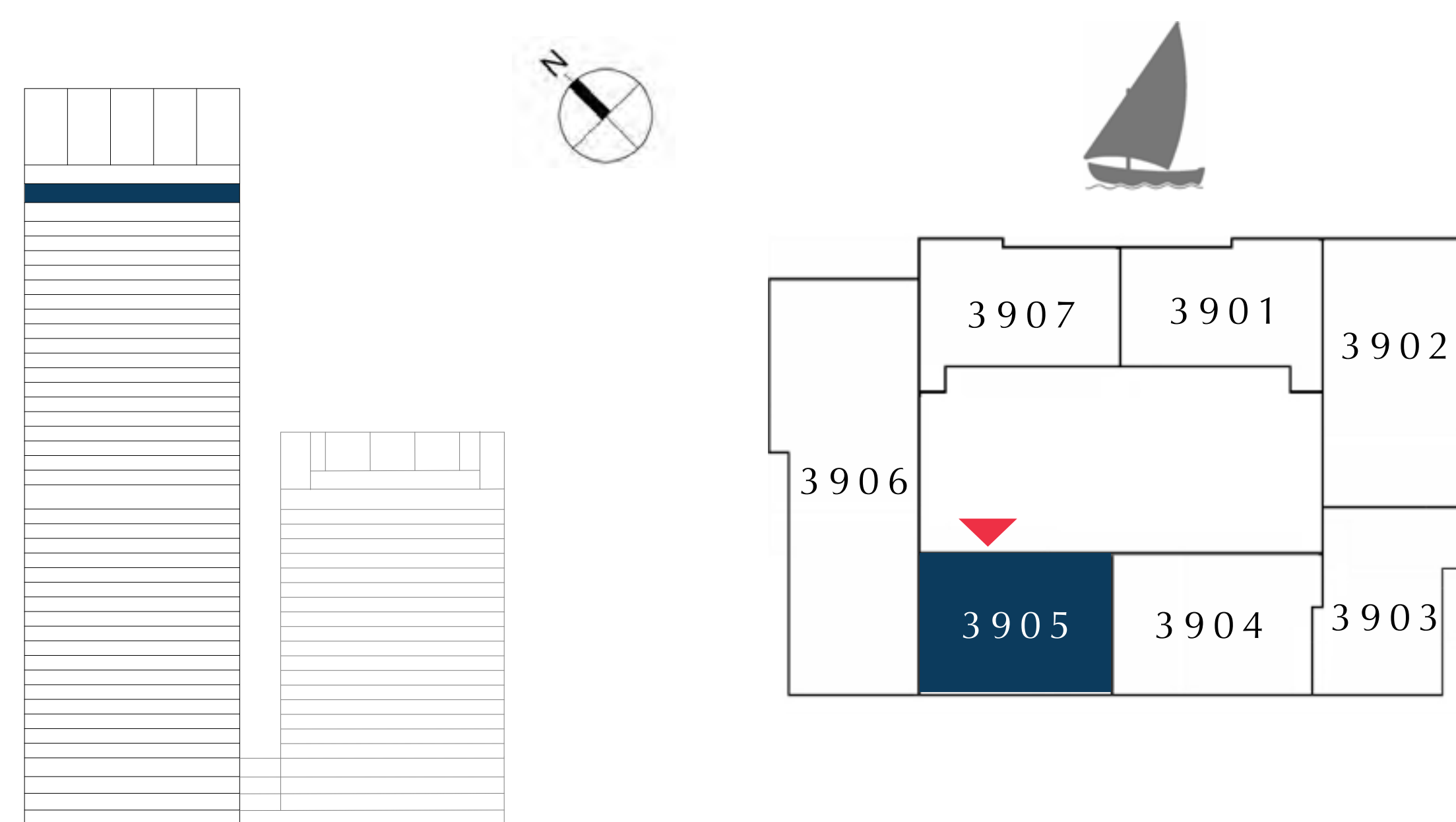
CREEK EDGE

TOWER 1

## 2 BEDROOM

UNIT 3905 | LEVEL 39

SUITE AREA	959.39 SQ.FT.	89.13 SQ.M.
BALCONY AREA	70.50 SQ.FT.	6.55 SQ.M.
TOTAL AREA	1029.89 SQ.FT.	95.68 SQ.M.



FLOOR PLAN 1. All dimensions are in imperial and metric, and measured from finish to finish excluding construction tolerances. 2. All materials, dimensions, and drawings are approximate only. 3. Information is subject to change without notice, at developer's absolute discretion. 4. Actual area may vary from the stated area. 5. Drawings not to scale. 6. All images used are for illustrative purposes only and do not represent the actual size, features, specifications, fittings, and furnishings. 7. The developer reserves the right to make revisions / alterations, at it's absolute discretion, without any liability whatsoever.



# DUBAI CREEK HARBOUR

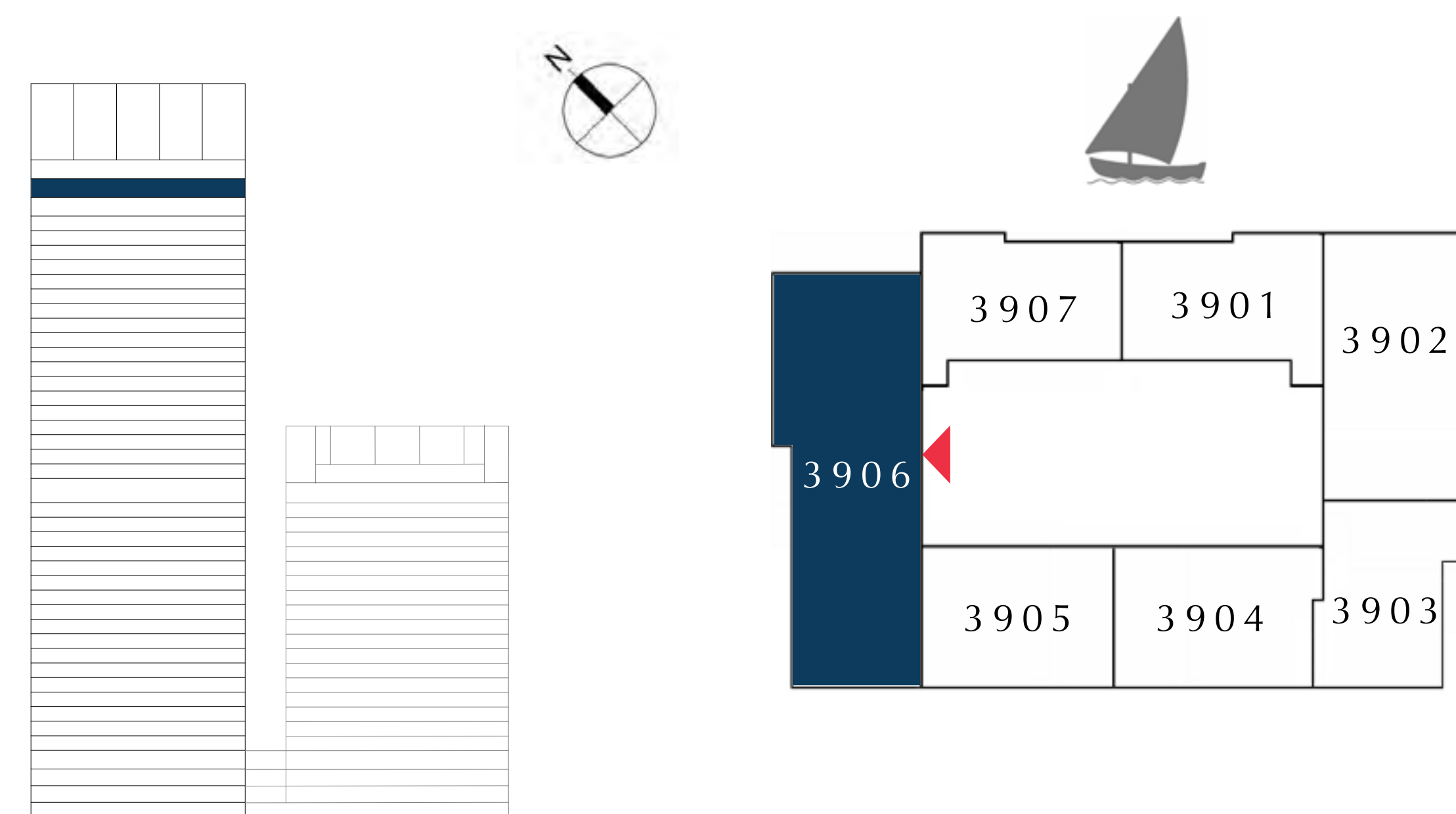
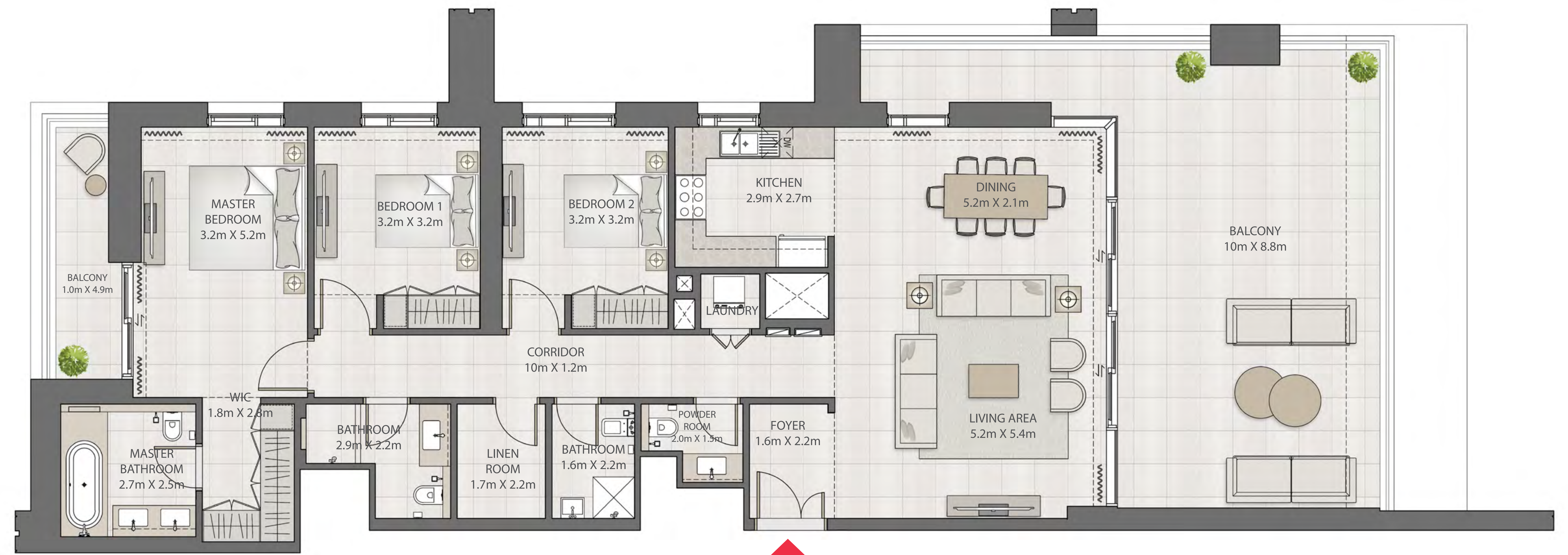
CREEK EDGE

TOWER 1

## 3 BEDROOM

UNIT 3906 | LEVEL 39

SUITE AREA	1608.34 SQ.FT.	149.42 SQ.M.
BALCONY AREA	705.90 SQ.FT.	65.58 SQ.M.
TOTAL AREA	2314.24 SQ.FT.	215.00 SQ.M.



FLOOR PLAN 1. All dimensions are in imperial and metric, and measured from finish to finish excluding construction tolerances. 2. All materials, dimensions, and drawings are approximate only. 3. Information is subject to change without notice, at developer's absolute discretion. 4. Actual area may vary from the stated area. 5. Drawings not to scale. 6. All images used are for illustrative purposes only and do not represent the actual size, features, specifications, fittings, and furnishings. 7. The developer reserves the right to make revisions / alterations, at it's absolute discretion, without any liability whatsoever.



# DUBAI CREEK HARBOUR

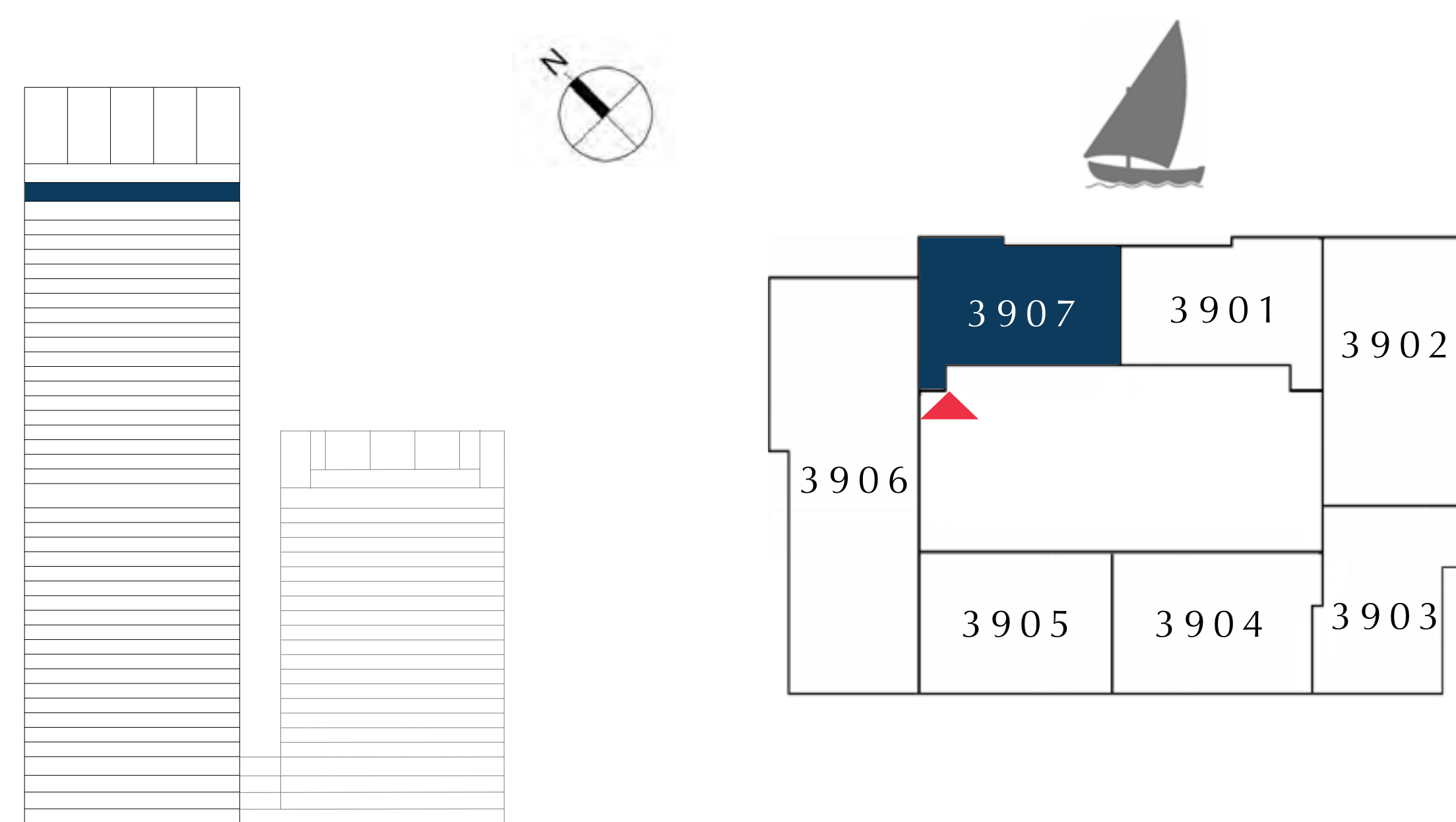
CREEK EDGE

TOWER 1

## 2 BEDROOM

UNIT 3907 | LEVEL 39

SUITE AREA	1001.26 SQ.FT.	93.02 SQ.M.
BALCONY AREA	75.89 SQ.FT.	7.05 SQ.M.
TOTAL AREA	1077.15 SQ.FT.	100.07 SQ.M.



FLOOR PLAN 1. All dimensions are in imperial and metric, and measured from finish to finish excluding construction tolerances. 2. All materials, dimensions, and drawings are approximate only. 3. Information is subject to change without notice, at developer's absolute discretion. 4. Actual area may vary from the stated area. 5. Drawings not to scale. 6. All images used are for illustrative purposes only and do not represent the actual size, features, specifications, fittings, and furnishings. 7. The developer reserves the right to make revisions / alterations, at it's absolute discretion, without any liability whatsoever.



TOWER 1

PODIUM 2

EMAAR



# DUBAI CREEK HARBOUR

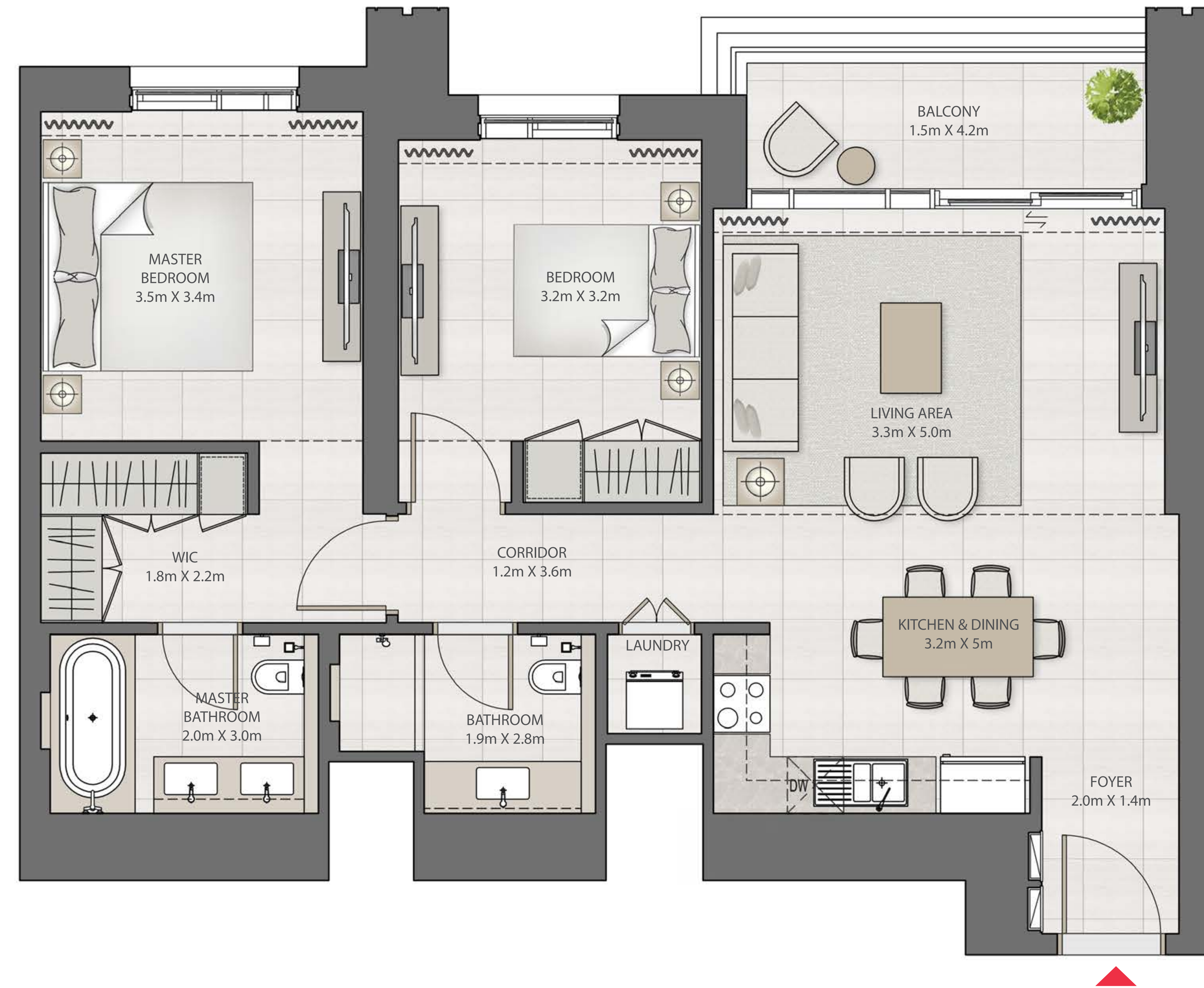
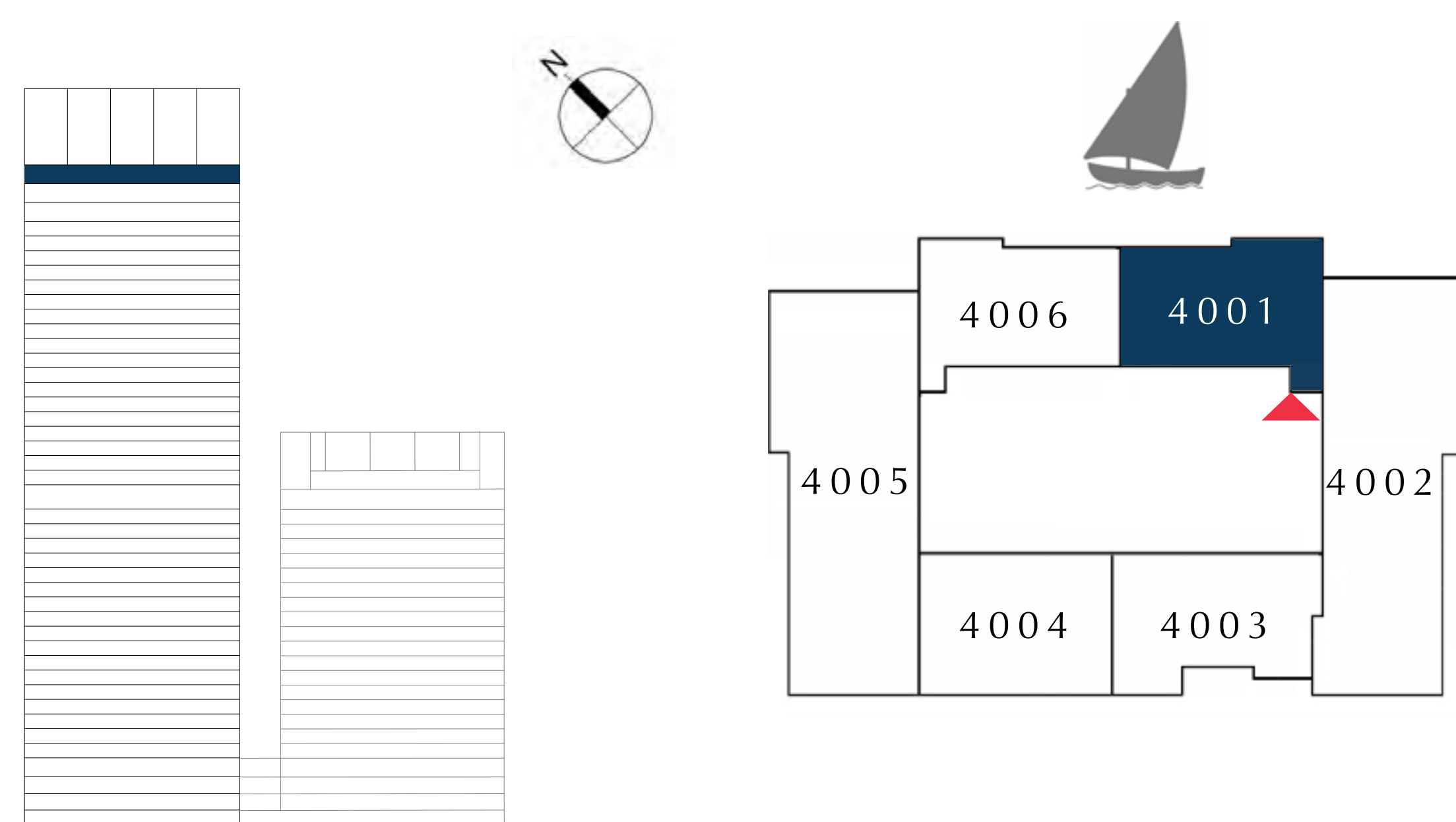
CREEK EDGE

TOWER 1

## 2 BEDROOM

UNIT 4001 | LEVEL 40

SUITE AREA	1000.61 SQ.FT.	92.96 SQ.M.
BALCONY AREA	75.89 SQ.FT.	7.05 SQ.M.
TOTAL AREA	1076.50 SQ.FT.	100.01 SQ.M.



FLOOR PLAN 1. All dimensions are in imperial and metric, and measured from finish to finish excluding construction tolerances. 2. All materials, dimensions, and drawings are approximate only. 3. Information is subject to change without notice, at developer's absolute discretion. 4. Actual area may vary from the stated area. 5. Drawings not to scale. 6. All images used are for illustrative purposes only and do not represent the actual size, features, specifications, fittings, and furnishings. 7. The developer reserves the right to make revisions / alterations, at it's absolute discretion, without any liability whatsoever.



# DUBAI CREEK HARBOUR

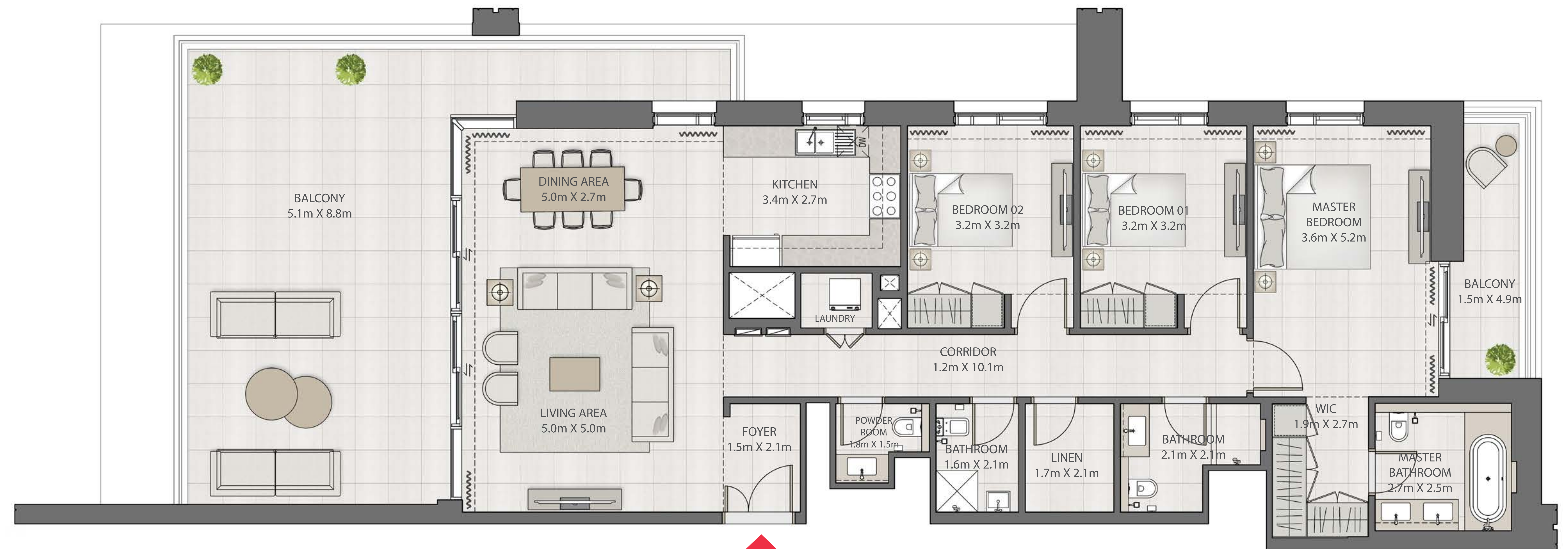
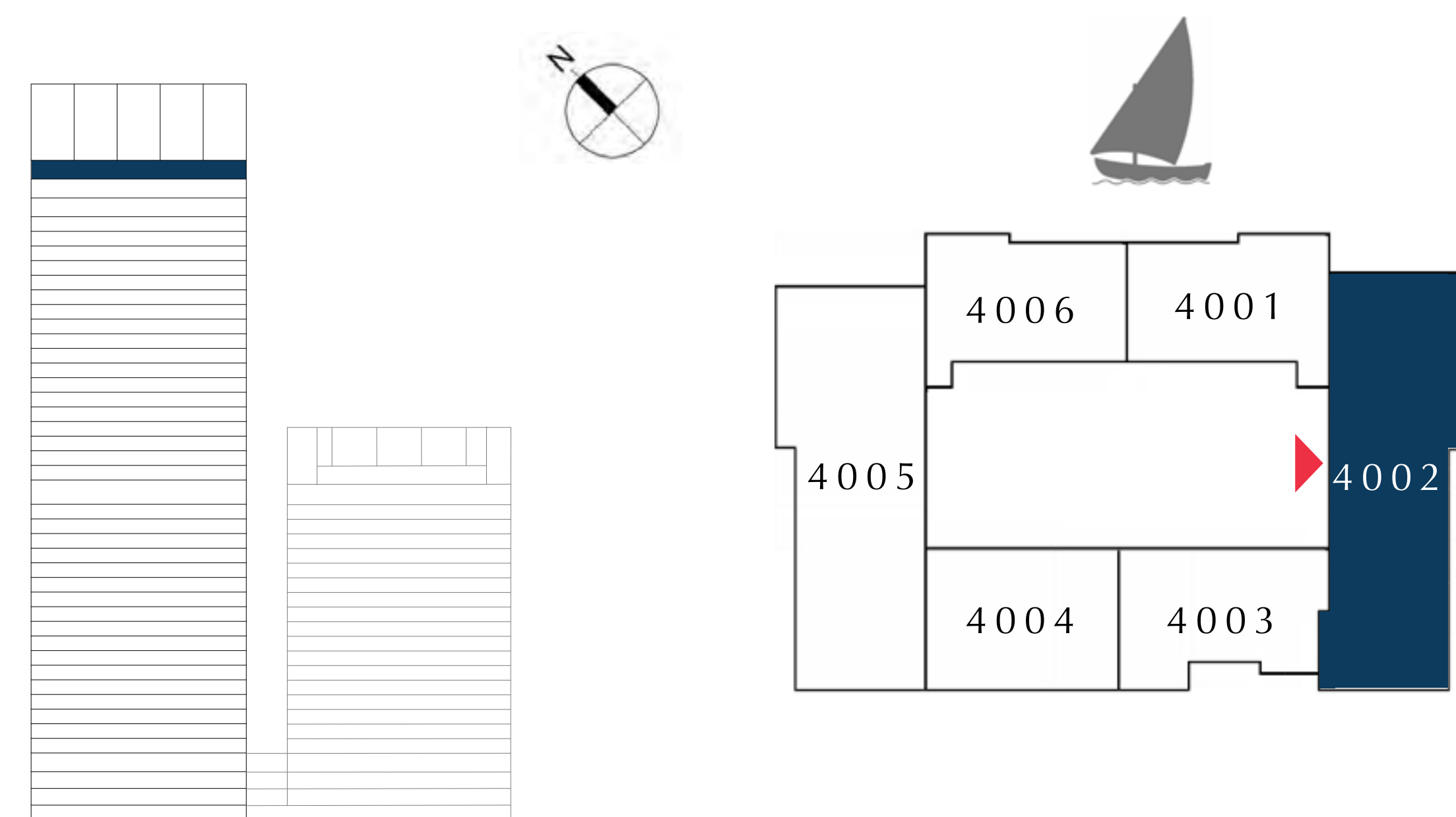
CREEK EDGE

TOWER 1

## 3 BEDROOM

UNIT 4002 | LEVEL 40

SUITE AREA	1582.51 SQ.FT.	147.02 SQ.M.
BALCONY AREA	703.74 SQ.FT.	65.38 SQ.M.
TOTAL AREA	2286.25 SQ.FT.	212.40 SQ.M.



FLOOR PLAN 1. All dimensions are in imperial and metric, and measured from finish to finish excluding construction tolerances. 2. All materials, dimensions, and drawings are approximate only. 3. Information is subject to change without notice, at developer's absolute discretion. 4. Actual area may vary from the stated area. 5. Drawings not to scale. 6. All images used are for illustrative purposes only and do not represent the actual size, features, specifications, fittings, and furnishings. 7. The developer reserves the right to make revisions / alterations, at it's absolute discretion, without any liability whatsoever.



# DUBAI CREEK HARBOUR

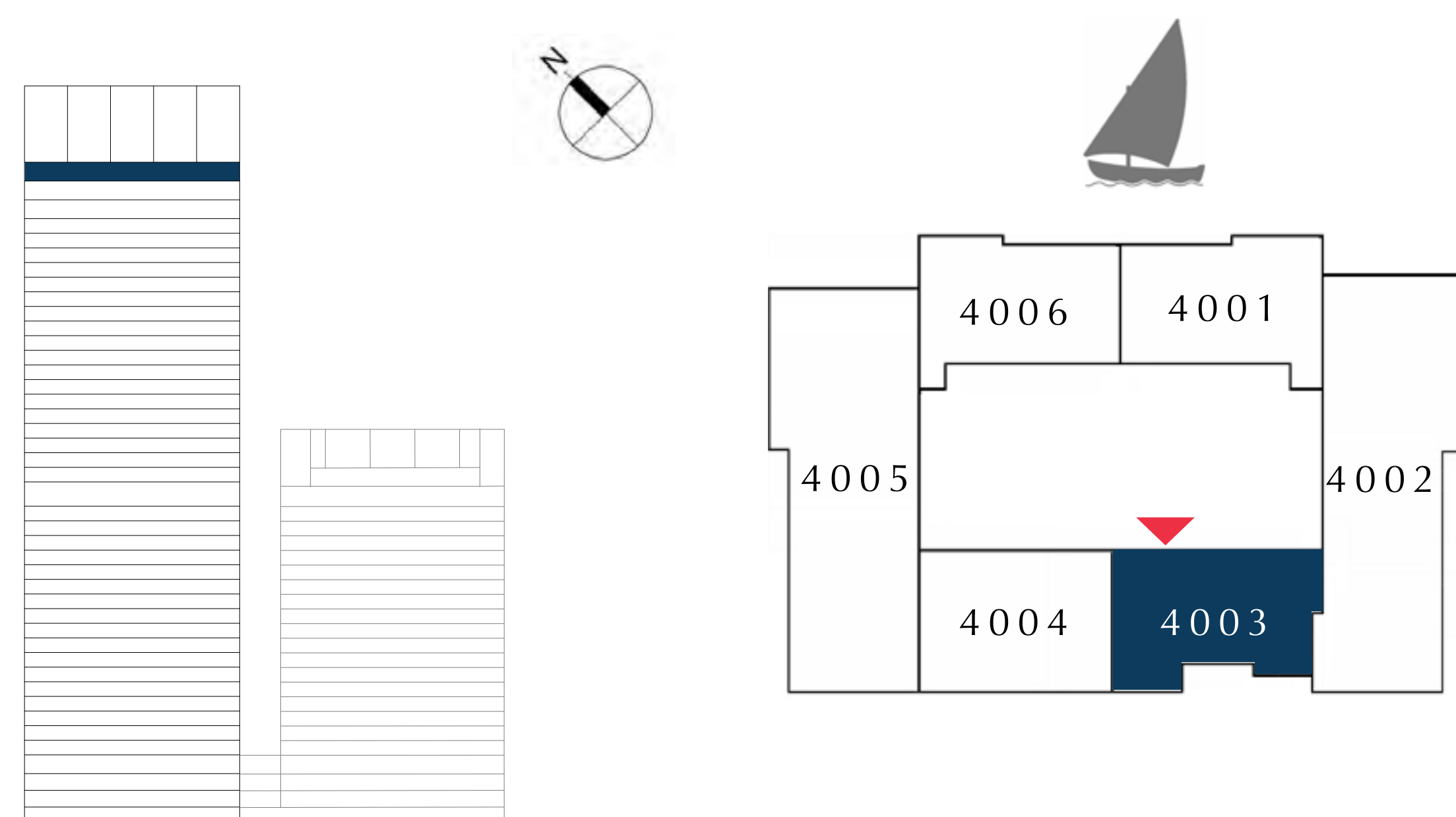
CREEK EDGE

TOWER 1

## 2 BEDROOM

UNIT 4003 | LEVEL 40

SUITE AREA	993.40 SQ.FT.	92.29 SQ.M.
BALCONY AREA	64.37 SQ.FT.	5.98 SQ.M.
TOTAL AREA	1057.77 SQ.FT.	98.27 SQ.M.



FLOOR PLAN 1. All dimensions are in imperial and metric, and measured from finish to finish excluding construction tolerances. 2. All materials, dimensions, and drawings are approximate only. 3. Information is subject to change without notice, at developer's absolute discretion. 4. Actual area may vary from the stated area. 5. Drawings not to scale. 6. All images used are for illustrative purposes only and do not represent the actual size, features, specifications, fittings, and furnishings. 7. The developer reserves the right to make revisions / alterations, at it's absolute discretion, without any liability whatsoever.



# DUBAI CREEK HARBOUR

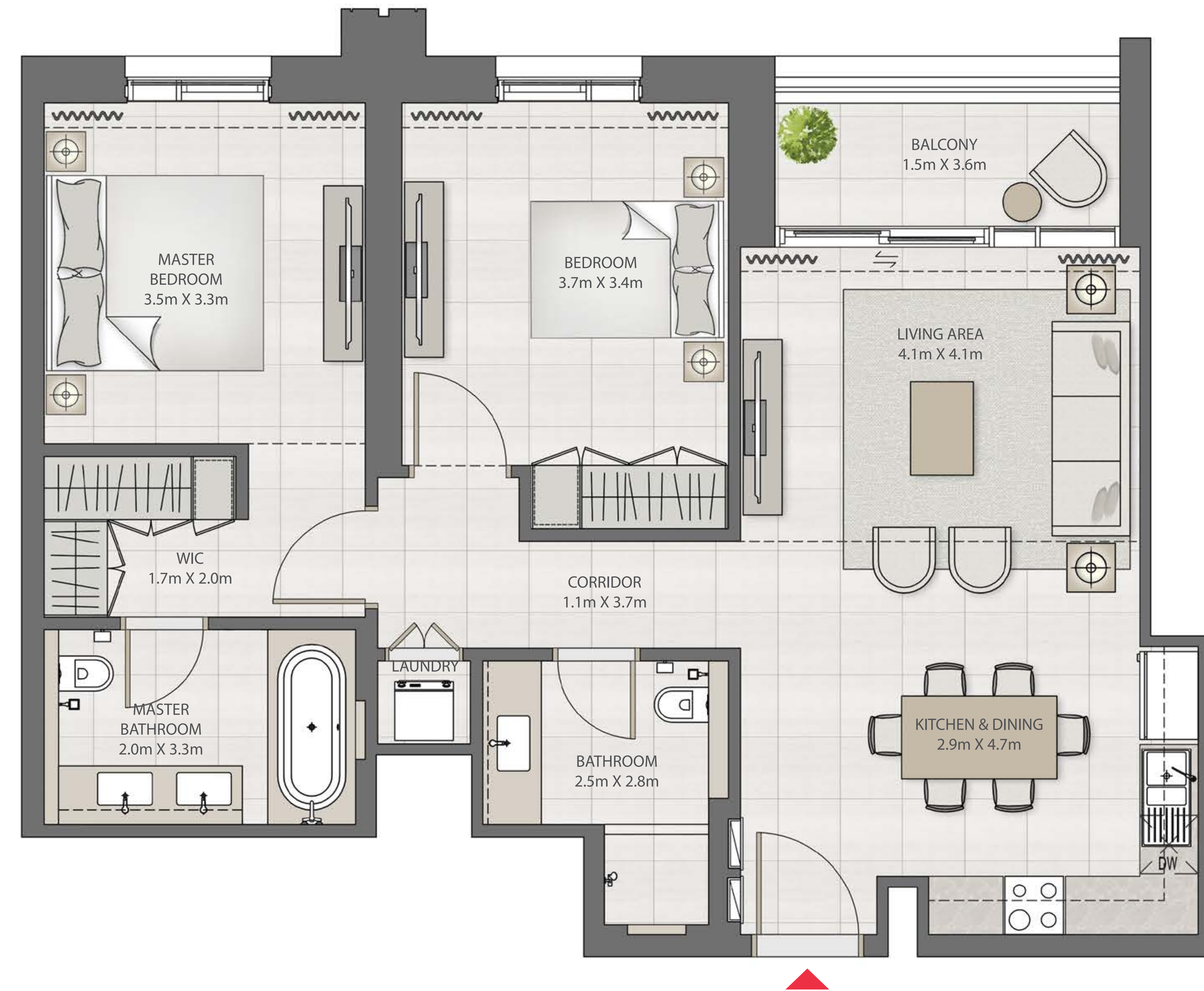
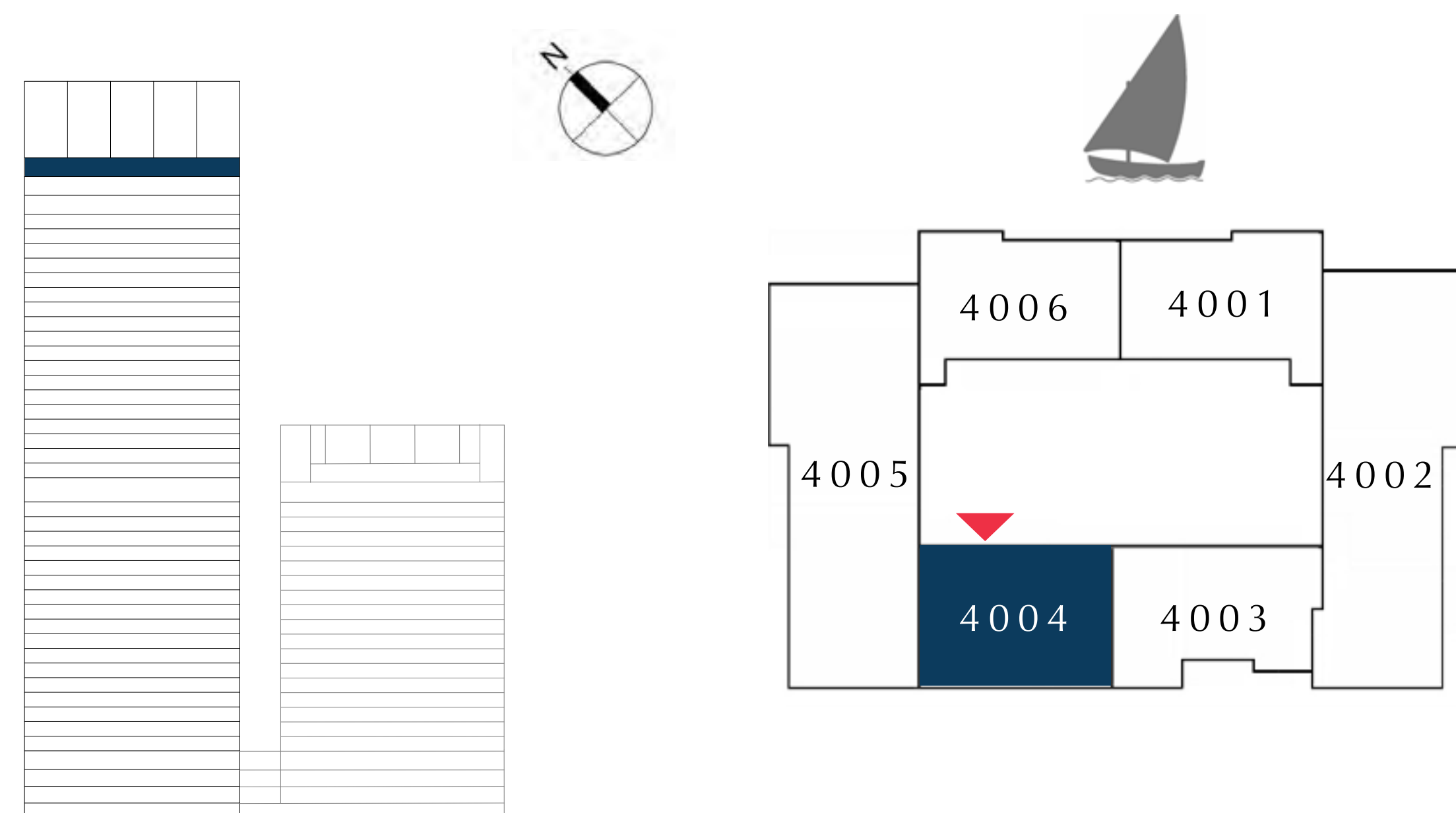
CREEK EDGE

TOWER 1

## 2 BEDROOM

UNIT 4004 | LEVEL 40

SUITE AREA	959.39 SQ.FT.	89.13 SQ.M.
BALCONY AREA	68.24 SQ.FT.	6.34 SQ.M.
TOTAL AREA	1027.63 SQ.FT.	95.47 SQ.M.



FLOOR PLAN 1. All dimensions are in imperial and metric, and measured from finish to finish excluding construction tolerances. 2. All materials, dimensions, and drawings are approximate only. 3. Information is subject to change without notice, at developer's absolute discretion. 4. Actual area may vary from the stated area. 5. Drawings not to scale. 6. All images used are for illustrative purposes only and do not represent the actual size, features, specifications, fittings, and furnishings. 7. The developer reserves the right to make revisions / alterations, at it's absolute discretion, without any liability whatsoever.



# DUBAI CREEK HARBOUR

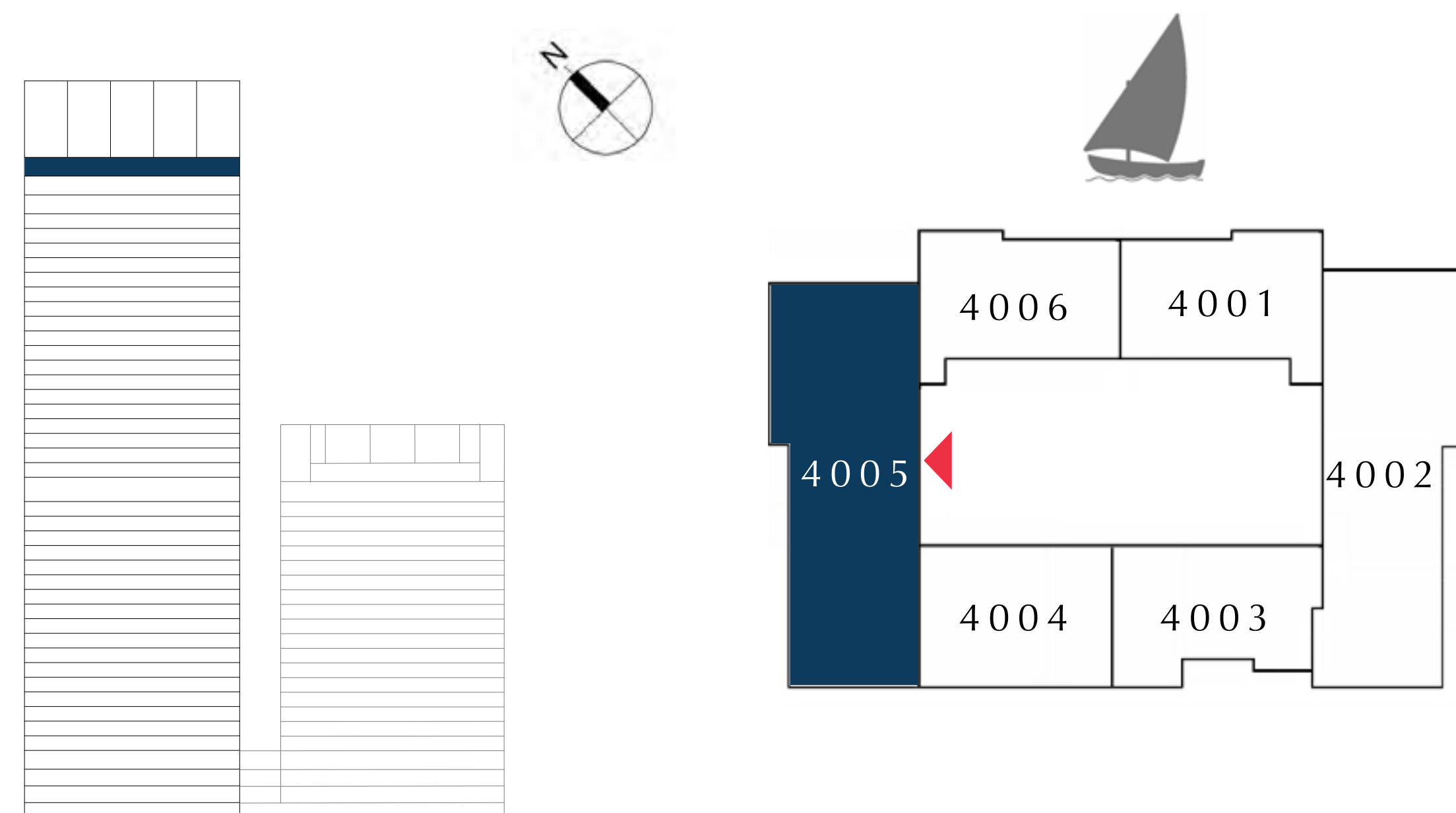
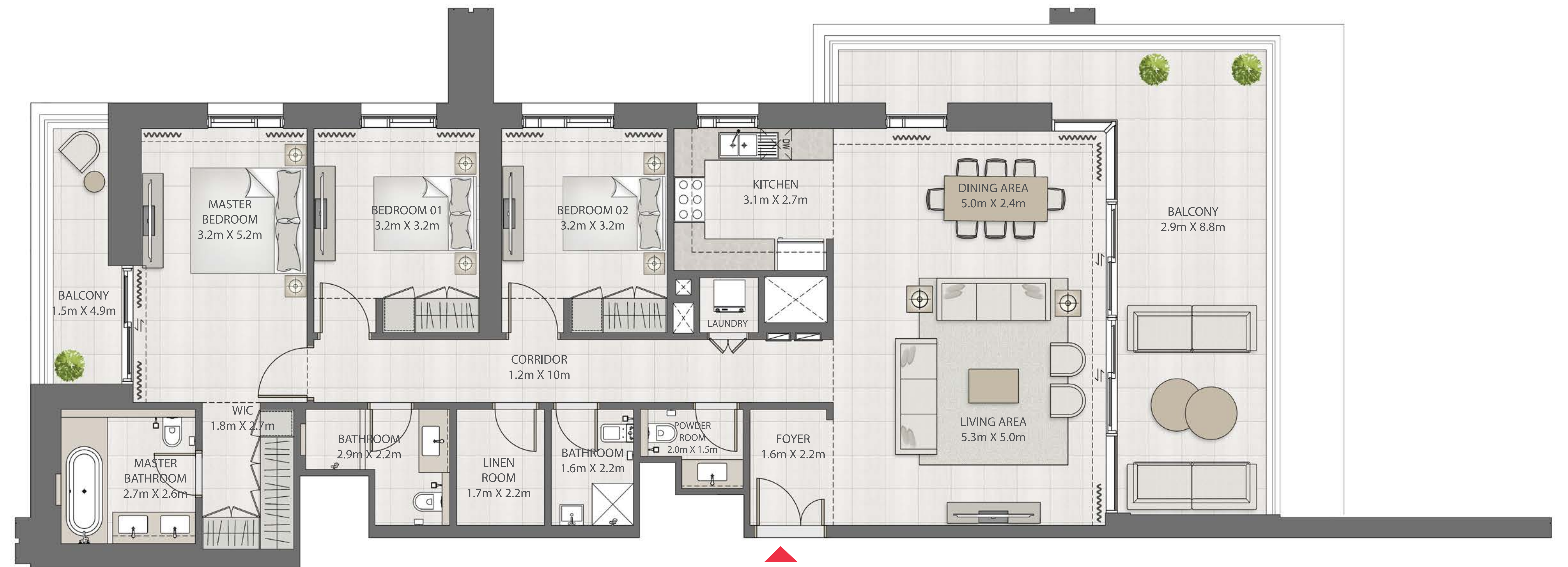
CREEK EDGE

TOWER 1

## 3 BEDROOM

UNIT 4005 | LEVEL 40

SUITE AREA	1610.28 SQ.FT.	149.60 SQ.M.
BALCONY AREA	490.08 SQ.FT.	45.53 SQ.M.
TOTAL AREA	2100.36 SQ.FT.	195.13 SQ.M.



FLOOR PLAN 1. All dimensions are in imperial and metric, and measured from finish to finish excluding construction tolerances. 2. All materials, dimensions, and drawings are approximate only. 3. Information is subject to change without notice, at developer's absolute discretion. 4. Actual area may vary from the stated area. 5. Drawings not to scale. 6. All images used are for illustrative purposes only and do not represent the actual size, features, specifications, fittings, and furnishings. 7. The developer reserves the right to make revisions / alterations, at it's absolute discretion, without any liability whatsoever.



# DUBAI CREEK HARBOUR

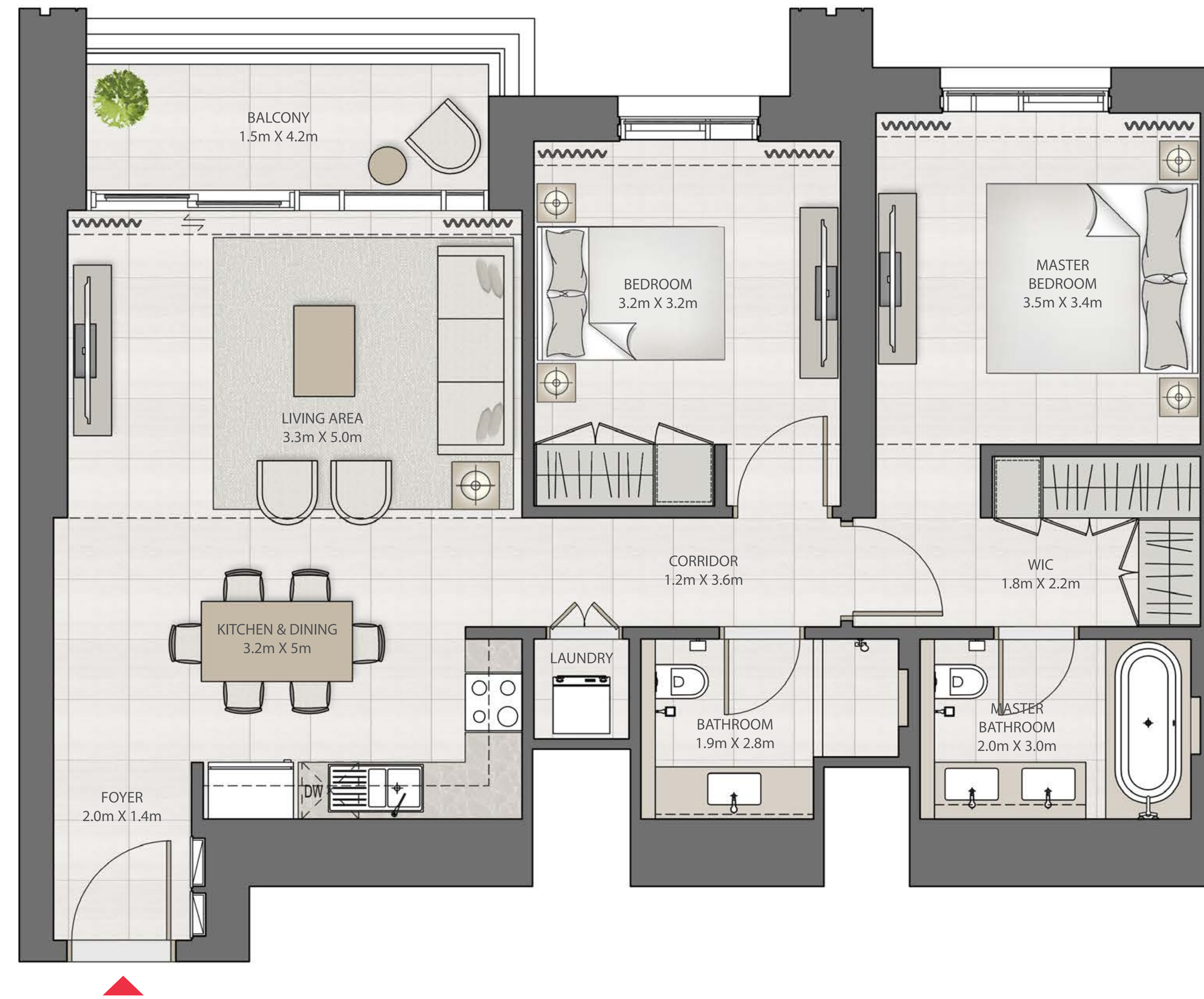
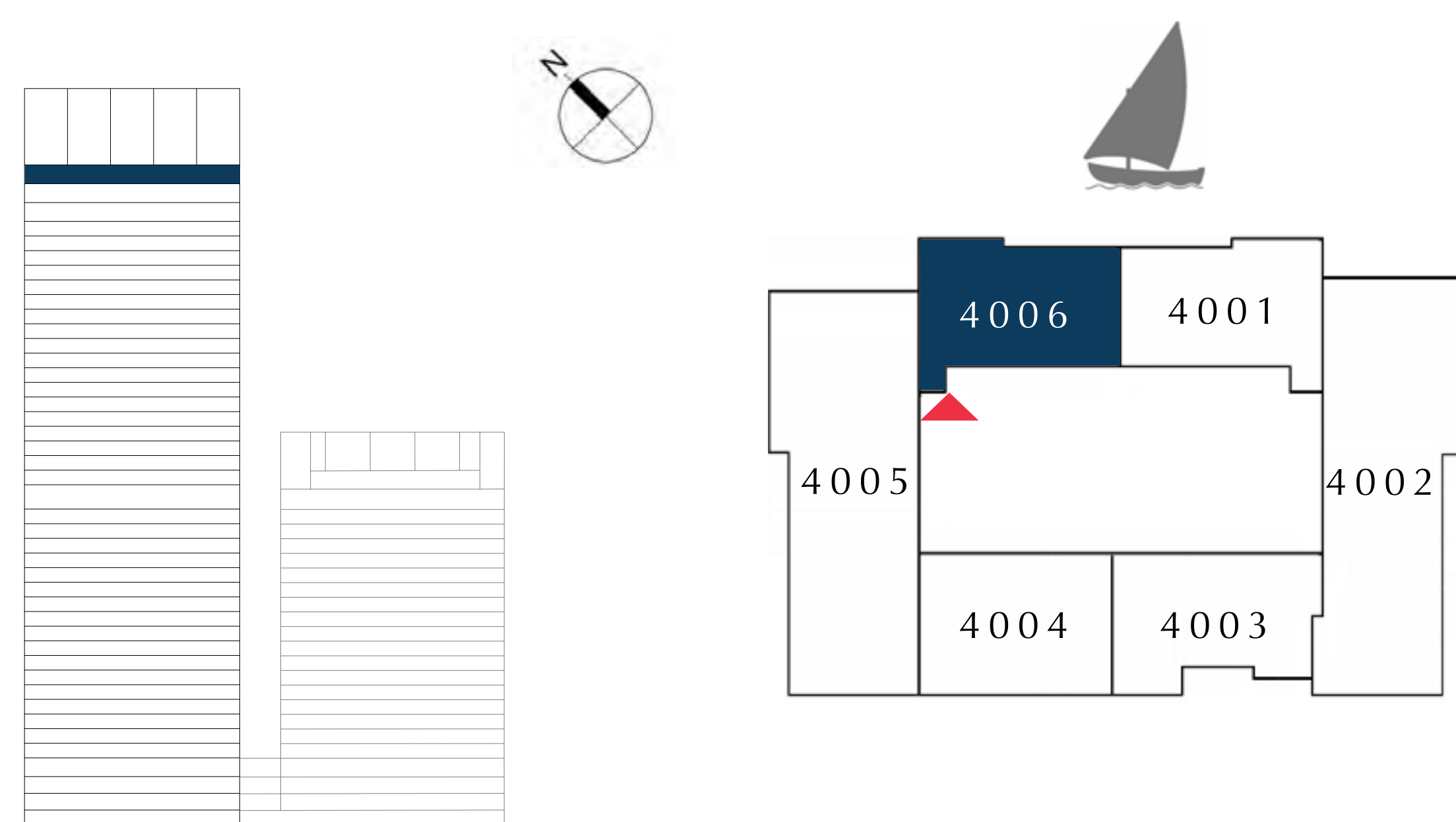
CREEK EDGE

TOWER 1

## 2 BEDROOM

UNIT 4006 | LEVEL 40

SUITE AREA	1001.26 SQ.FT.	93.02 SQ.M.
BALCONY AREA	75.89 SQ.FT.	7.05 SQ.M.
TOTAL AREA	1077.15 SQ.FT.	100.07 SQ.M.



FLOOR PLAN 1. All dimensions are in imperial and metric, and measured from finish to finish excluding construction tolerances. 2. All materials, dimensions, and drawings are approximate only. 3. Information is subject to change without notice, at developer's absolute discretion. 4. Actual area may vary from the stated area. 5. Drawings not to scale. 6. All images used are for illustrative purposes only and do not represent the actual size, features, specifications, fittings, and furnishings. 7. The developer reserves the right to make revisions / alterations, at it's absolute discretion, without any liability whatsoever.



TOWER 2

LEVEL 1

EMAAR



# DUBAI CREEK HARBOUR

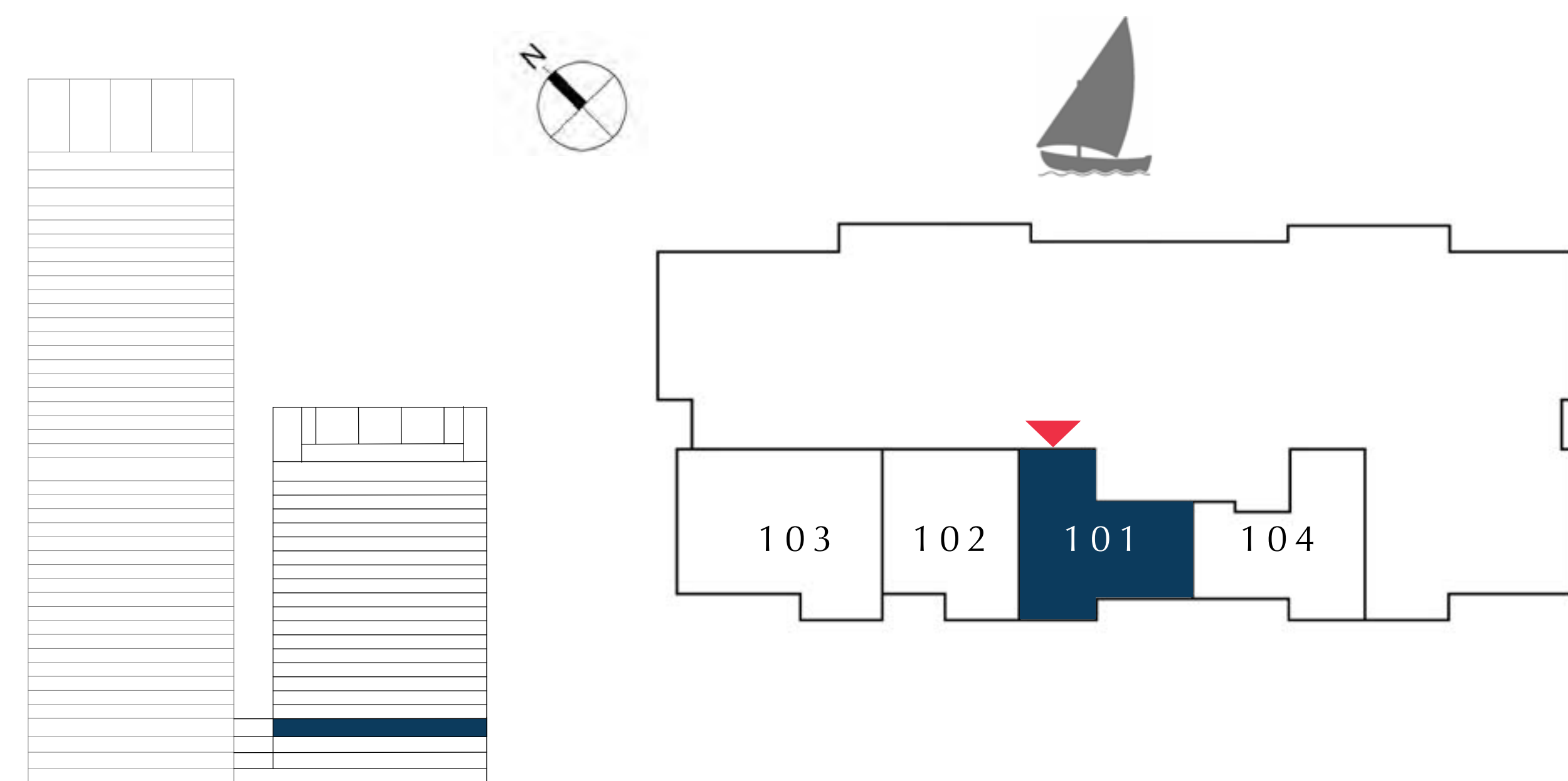
CREEK EDGE

TOWER 2

## 1 BEDROOM

UNIT 101 | LEVEL 1

SUITE AREA	708.70 SQ.FT.	65.84 SQ.M.
BALCONY AREA	70.18 SQ.FT.	6.52 SQ.M.
TOTAL AREA	778.88 SQ.FT.	72.36 SQ.M.



FLOOR PLAN 1. All dimensions are in imperial and metric, and measured from finish to finish excluding construction tolerances. 2. All materials, dimensions, and drawings are approximate only. 3. Information is subject to change without notice, at developer's absolute discretion. 4. Actual area may vary from the stated area. 5. Drawings not to scale. 6. All images used are for illustrative purposes only and do not represent the actual size, features, specifications, fittings, and furnishings. 7. The developer reserves the right to make revisions / alterations, at it's absolute discretion, without any liability whatsoever.



# DUBAI CREEK HARBOUR

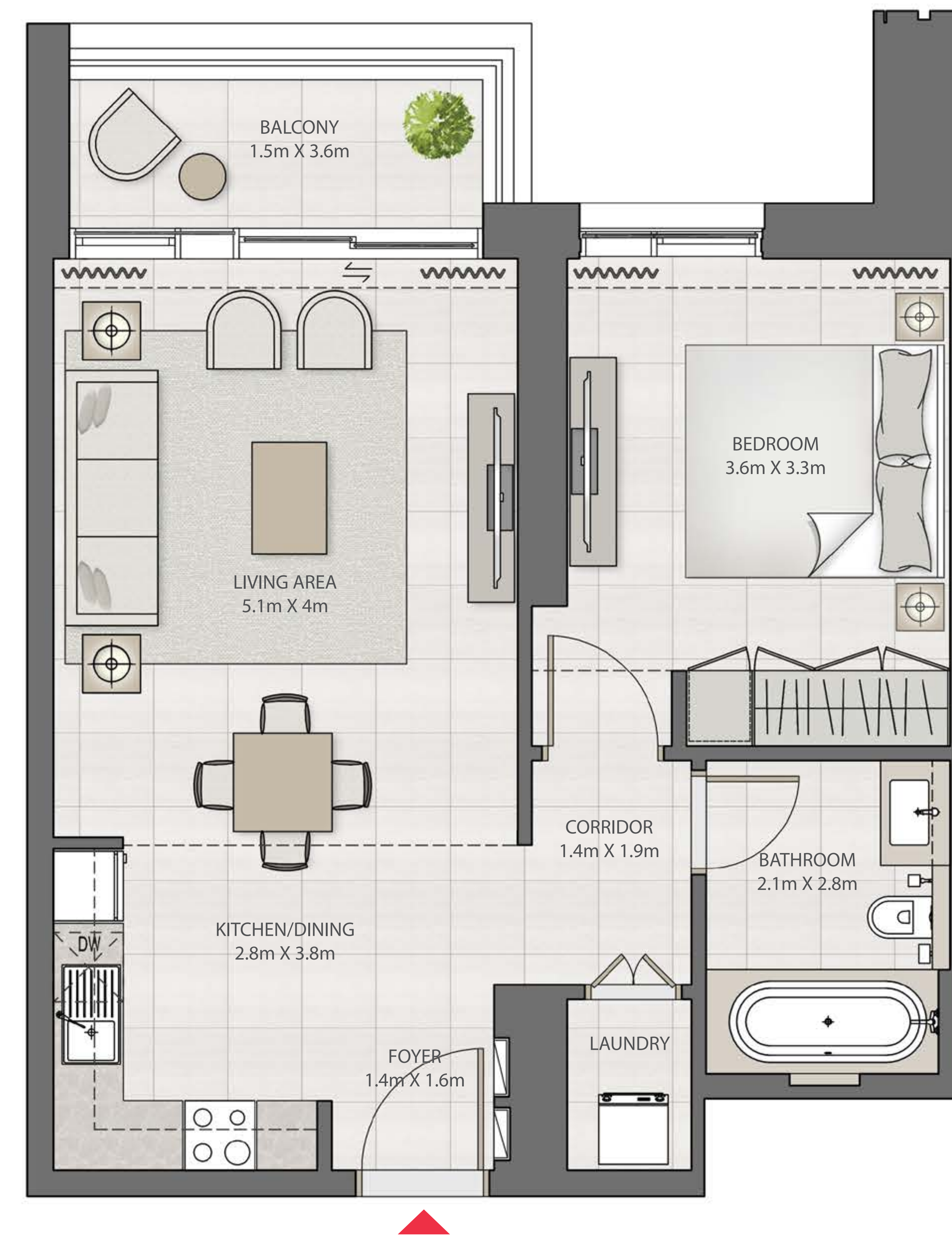
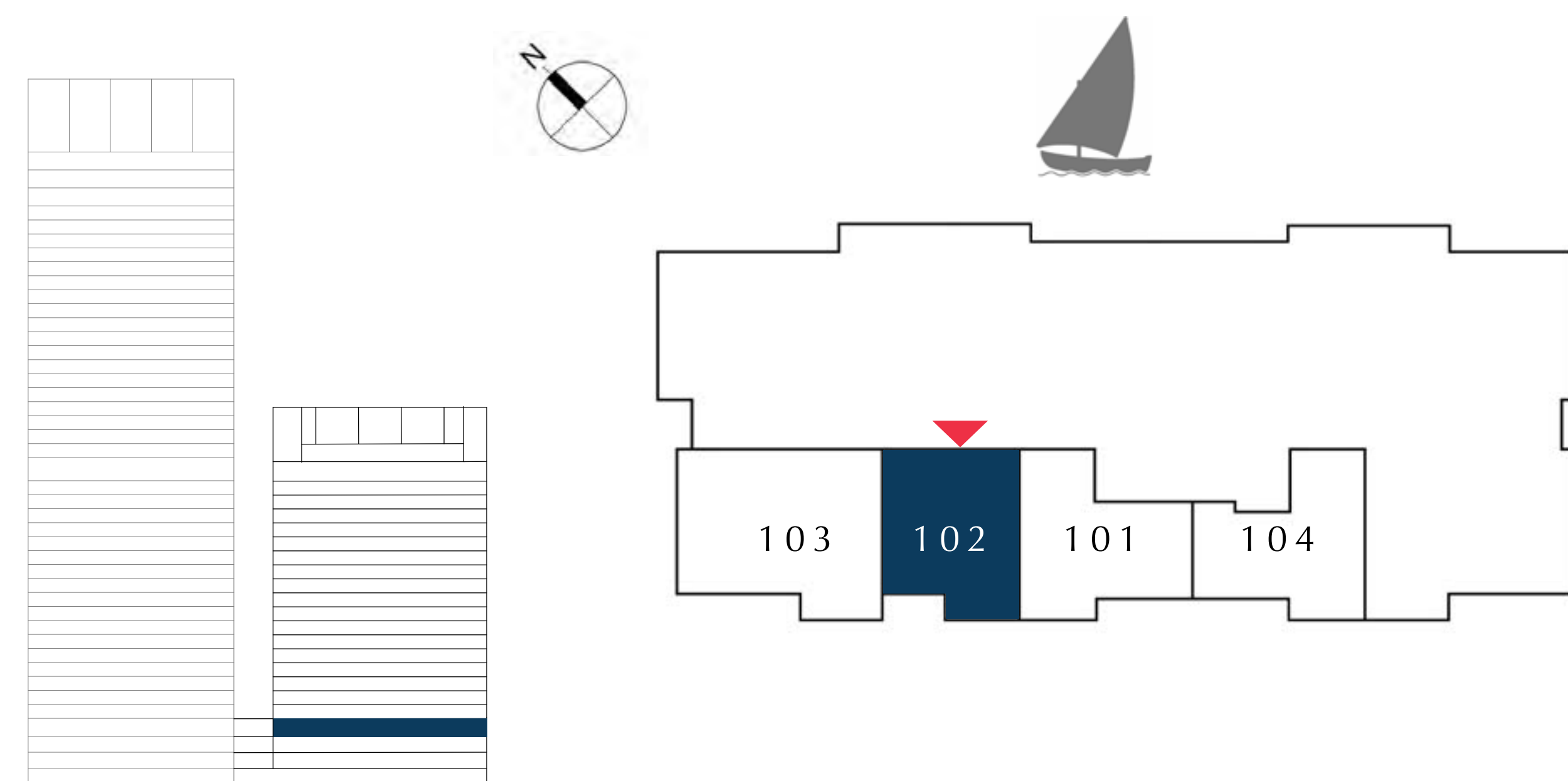
CREEK EDGE

TOWER 2

## 1 BEDROOM

UNIT 102 | LEVEL 1

SUITE AREA	674.57 SQ.FT.	62.67 SQ.M.
BALCONY AREA	66.41 SQ.FT.	6.17 SQ.M.
TOTAL AREA	740.98 SQ.FT.	68.84 SQ.M.



FLOOR PLAN 1. All dimensions are in imperial and metric, and measured from finish to finish excluding construction tolerances. 2. All materials, dimensions, and drawings are approximate only. 3. Information is subject to change without notice, at developer's absolute discretion. 4. Actual area may vary from the stated area. 5. Drawings not to scale. 6. All images used are for illustrative purposes only and do not represent the actual size, features, specifications, fittings, and furnishings. 7. The developer reserves the right to make revisions / alterations, at it's absolute discretion, without any liability whatsoever.



# DUBAI CREEK HARBOUR

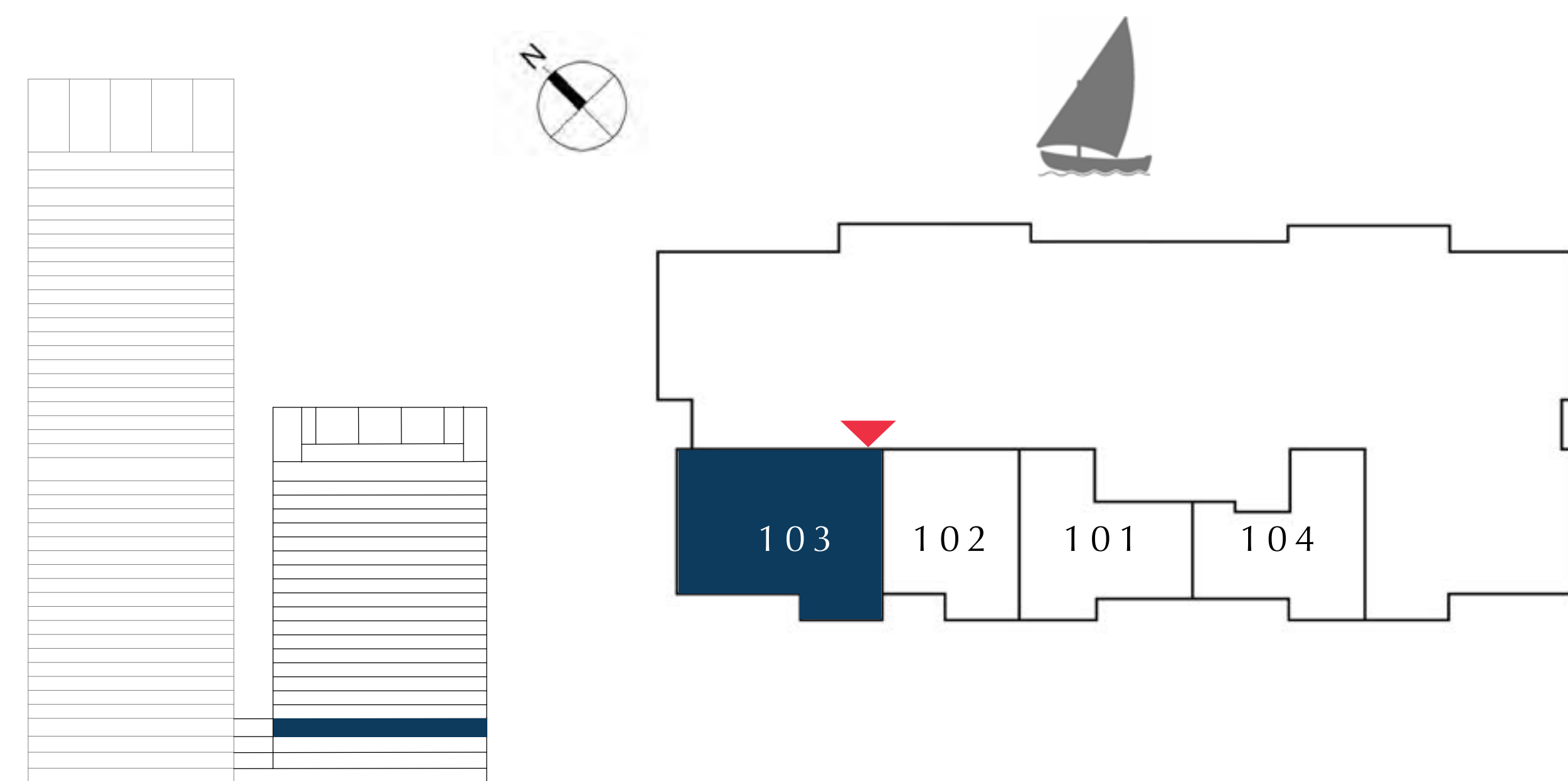
CREEK EDGE

TOWER 2

## 2 BEDROOM

UNIT 103 | LEVEL 1

SUITE AREA	1000.61 SQ.FT.	92.96 SQ.M.
BALCONY AREA	70.61 SQ.FT.	6.56 SQ.M.
TOTAL AREA	1071.22 SQ.FT.	99.52 SQ.M.



FLOOR PLAN 1. All dimensions are in imperial and metric, and measured from finish to finish excluding construction tolerances. 2. All materials, dimensions, and drawings are approximate only. 3. Information is subject to change without notice, at developer's absolute discretion. 4. Actual area may vary from the stated area. 5. Drawings not to scale. 6. All images used are for illustrative purposes only and do not represent the actual size, features, specifications, fittings, and furnishings. 7. The developer reserves the right to make revisions / alterations, at it's absolute discretion, without any liability whatsoever.



# DUBAI CREEK HARBOUR

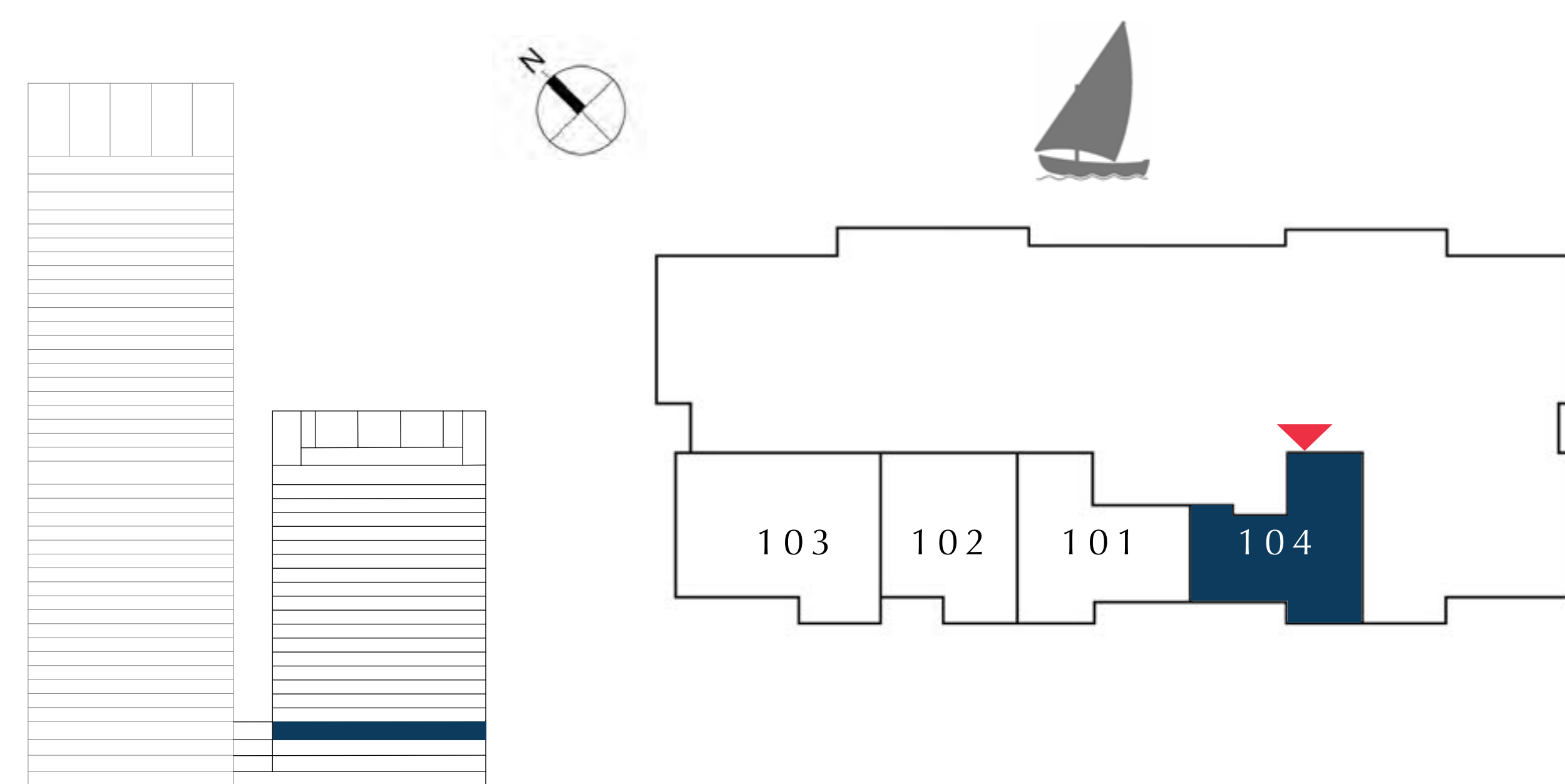
CREEK EDGE

TOWER 2

## 1 BEDROOM

UNIT 104 | LEVEL 1

SUITE AREA	696.53 SQ.FT.	64.71 SQ.M.
BALCONY AREA	63.08 SQ.FT.	5.86 SQ.M.
TOTAL AREA	759.61 SQ.FT.	70.57 SQ.M.



FLOOR PLAN 1. All dimensions are in imperial and metric, and measured from finish to finish excluding construction tolerances. 2. All materials, dimensions, and drawings are approximate only. 3. Information is subject to change without notice, at developer's absolute discretion. 4. Actual area may vary from the stated area. 5. Drawings not to scale. 6. All images used are for illustrative purposes only and do not represent the actual size, features, specifications, fittings, and furnishings. 7. The developer reserves the right to make revisions / alterations, at it's absolute discretion, without any liability whatsoever.



TOWER 2

LEVEL 2

EMAAR



# DUBAI CREEK HARBOUR

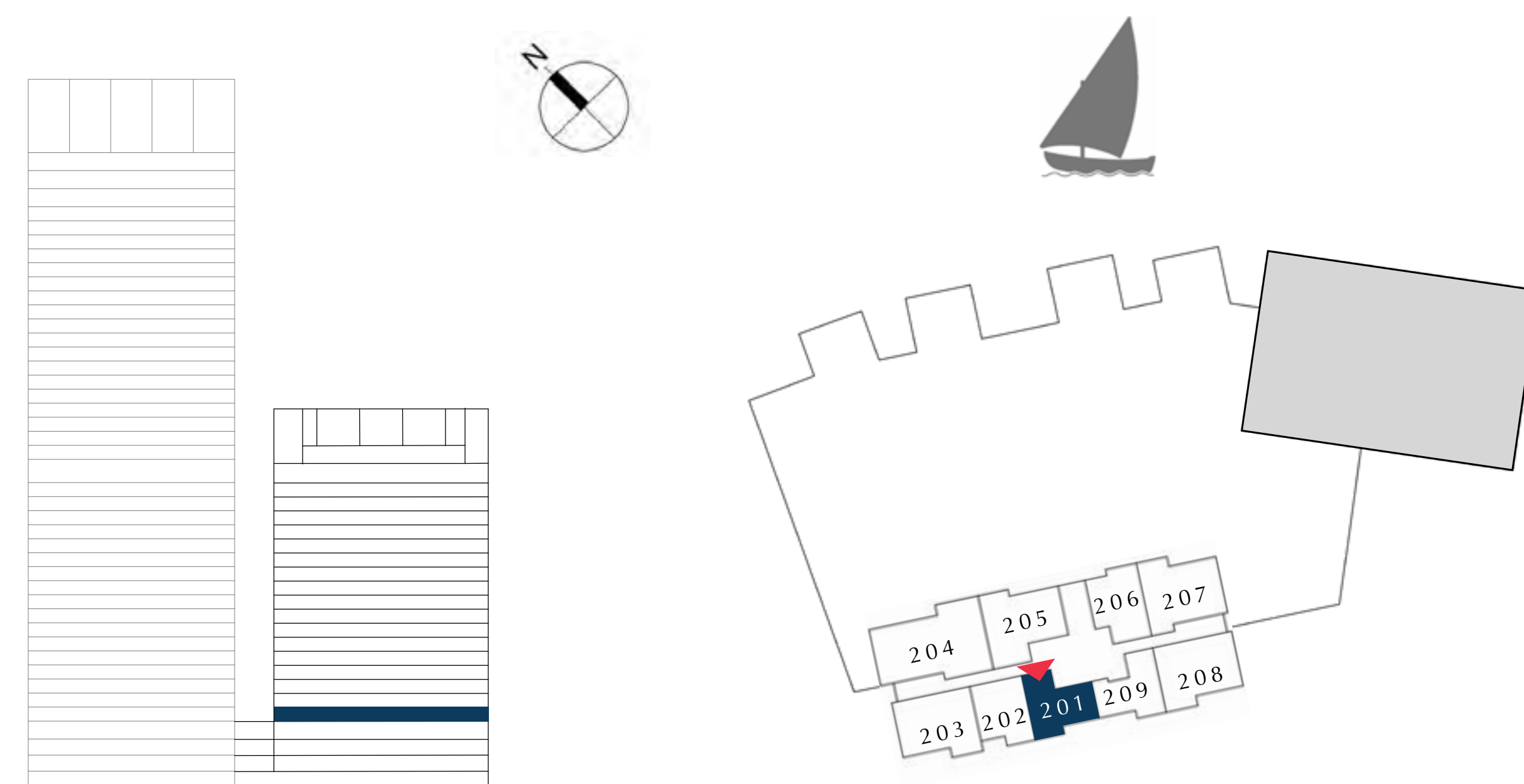
CREEK EDGE

TOWER 2

## 1 BEDROOM

UNIT 201 | LEVEL 2

SUITE AREA	708.70 SQ.FT.	65.84 SQ.M.
BALCONY AREA	70.18 SQ.FT.	6.52 SQ.M.
TOTAL AREA	778.88 SQ.FT.	72.36 SQ.M.



FLOOR PLAN 1. All dimensions are in imperial and metric, and measured from finish to finish excluding construction tolerances. 2. All materials, dimensions, and drawings are approximate only. 3. Information is subject to change without notice, at developer's absolute discretion. 4. Actual area may vary from the stated area. 5. Drawings not to scale. 6. All images used are for illustrative purposes only and do not represent the actual size, features, specifications, fittings, and furnishings. 7. The developer reserves the right to make revisions / alterations, at it's absolute discretion, without any liability whatsoever.



# DUBAI CREEK HARBOUR

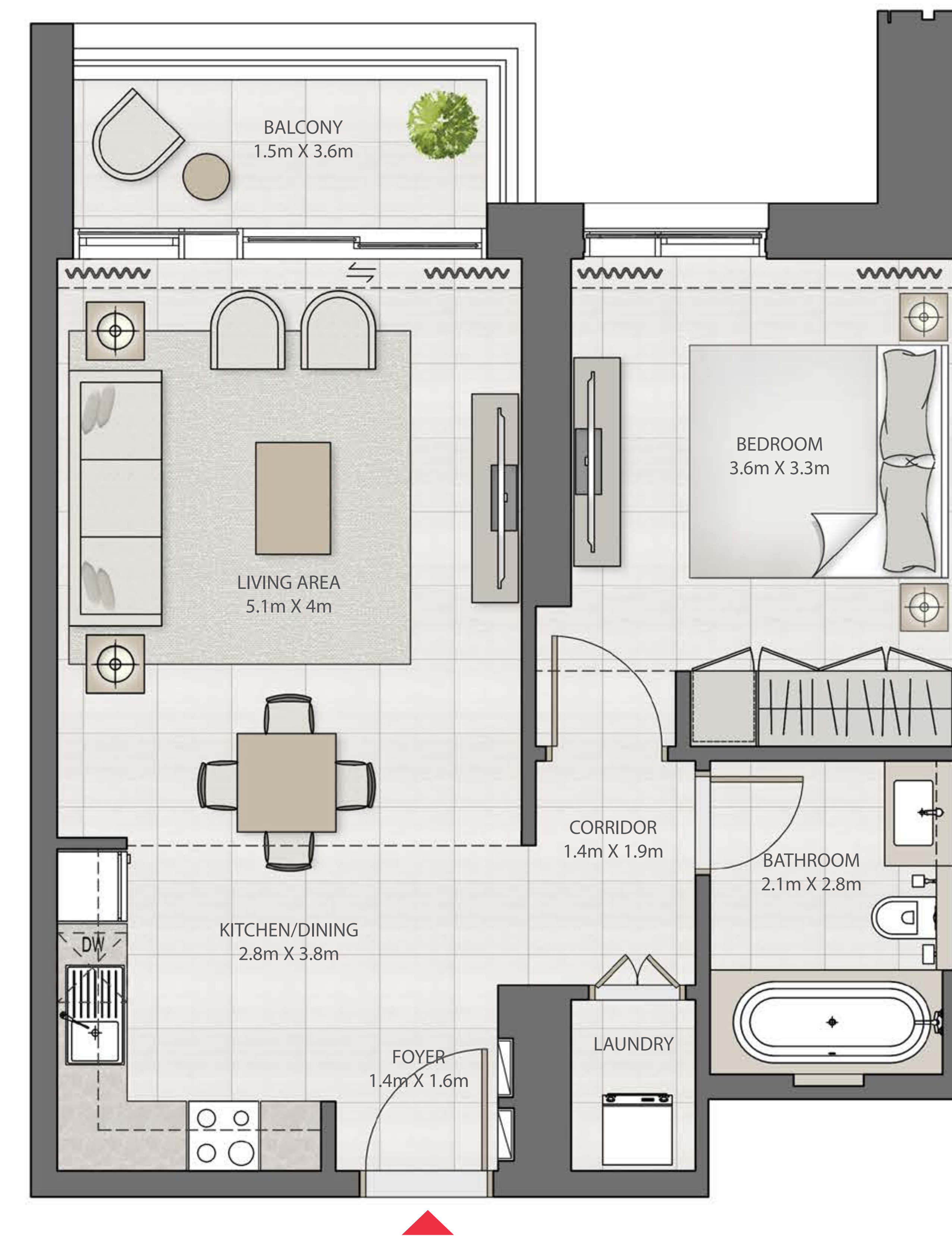
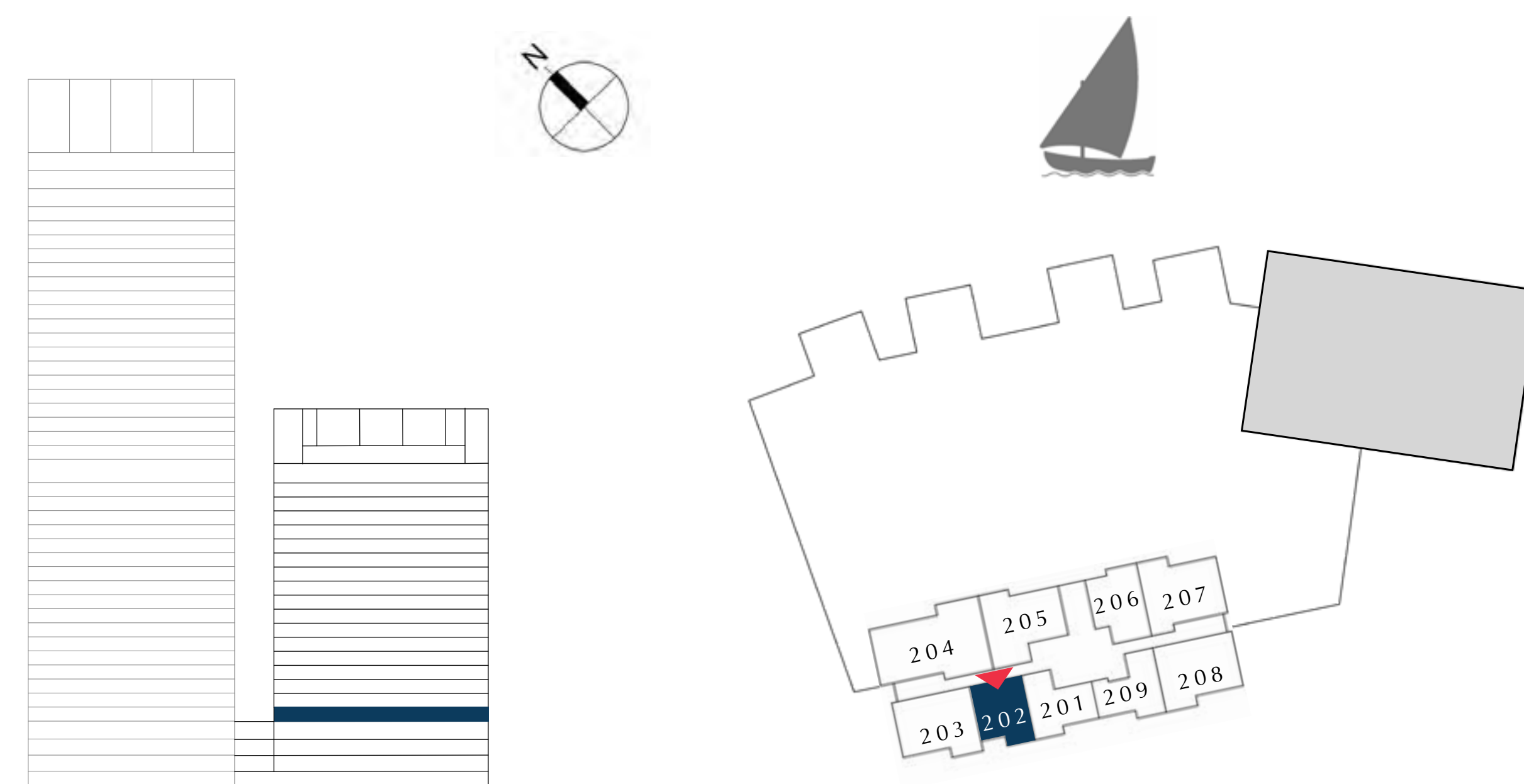
CREEK EDGE

TOWER 2

## 1 BEDROOM

UNIT 202 | LEVEL 2

SUITE AREA	674.57 SQ.FT.	62.67 SQ.M.
BALCONY AREA	66.41 SQ.FT.	6.17 SQ.M.
TOTAL AREA	740.98 SQ.FT.	68.84 SQ.M.



FLOOR PLAN 1. All dimensions are in imperial and metric, and measured from finish to finish excluding construction tolerances. 2. All materials, dimensions, and drawings are approximate only. 3. Information is subject to change without notice, at developer's absolute discretion. 4. Actual area may vary from the stated area. 5. Drawings not to scale. 6. All images used are for illustrative purposes only and do not represent the actual size, features, specifications, fittings, and furnishings. 7. The developer reserves the right to make revisions / alterations, at it's absolute discretion, without any liability whatsoever.



# DUBAI CREEK HARBOUR

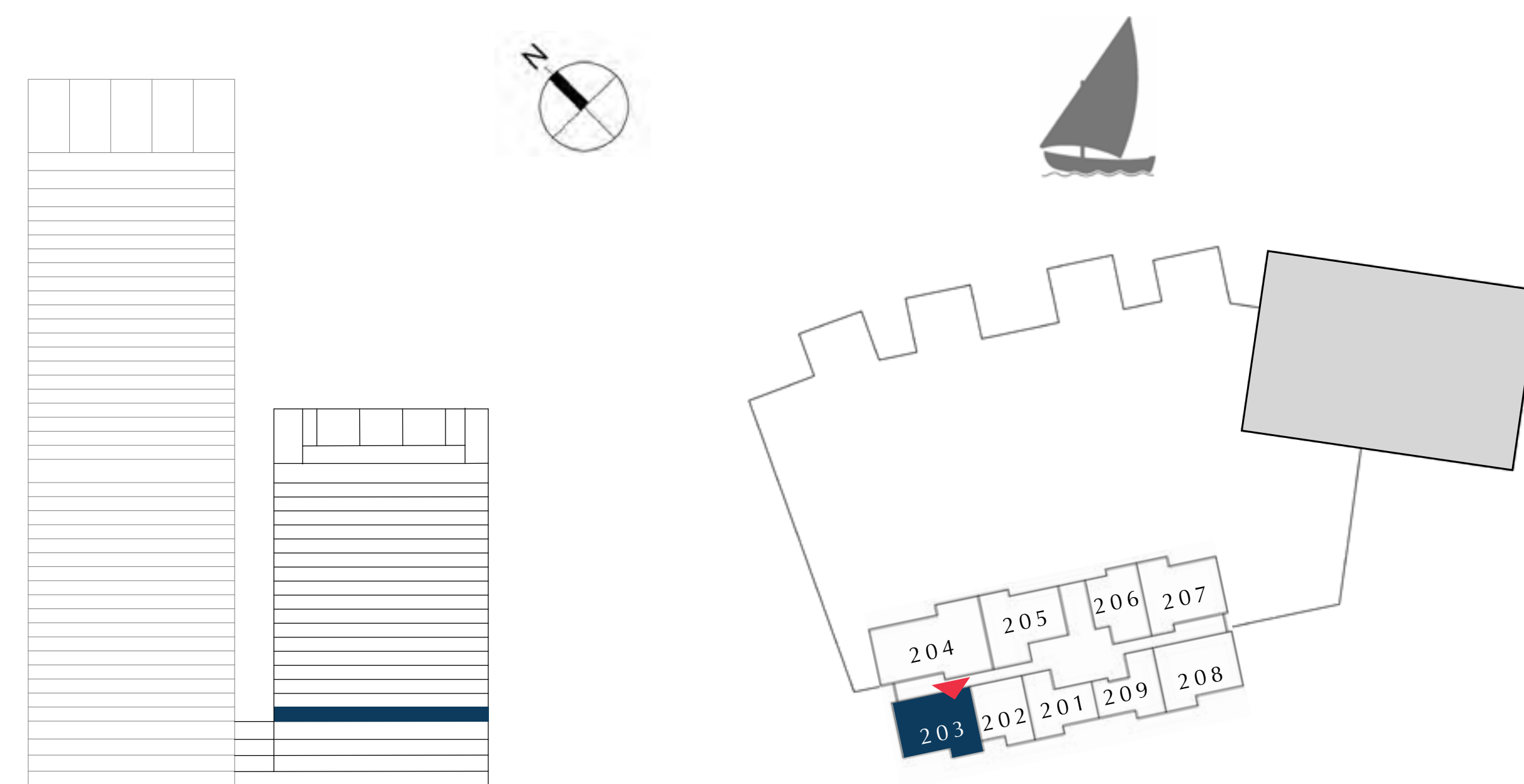
CREEK EDGE

TOWER 2

## 2 BEDROOM

UNIT 203 | LEVEL 2

SUITE AREA	1000.61 SQ.FT.	92.96 SQ.M.
BALCONY AREA	70.61 SQ.FT.	6.56 SQ.M.
TOTAL AREA	1071.22 SQ.FT.	99.52 SQ.M.



FLOOR PLAN 1. All dimensions are in imperial and metric, and measured from finish to finish excluding construction tolerances. 2. All materials, dimensions, and drawings are approximate only. 3. Information is subject to change without notice, at developer's absolute discretion. 4. Actual area may vary from the stated area. 5. Drawings not to scale. 6. All images used are for illustrative purposes only and do not represent the actual size, features, specifications, fittings, and furnishings. 7. The developer reserves the right to make revisions / alterations, at it's absolute discretion, without any liability whatsoever.



# DUBAI CREEK HARBOUR

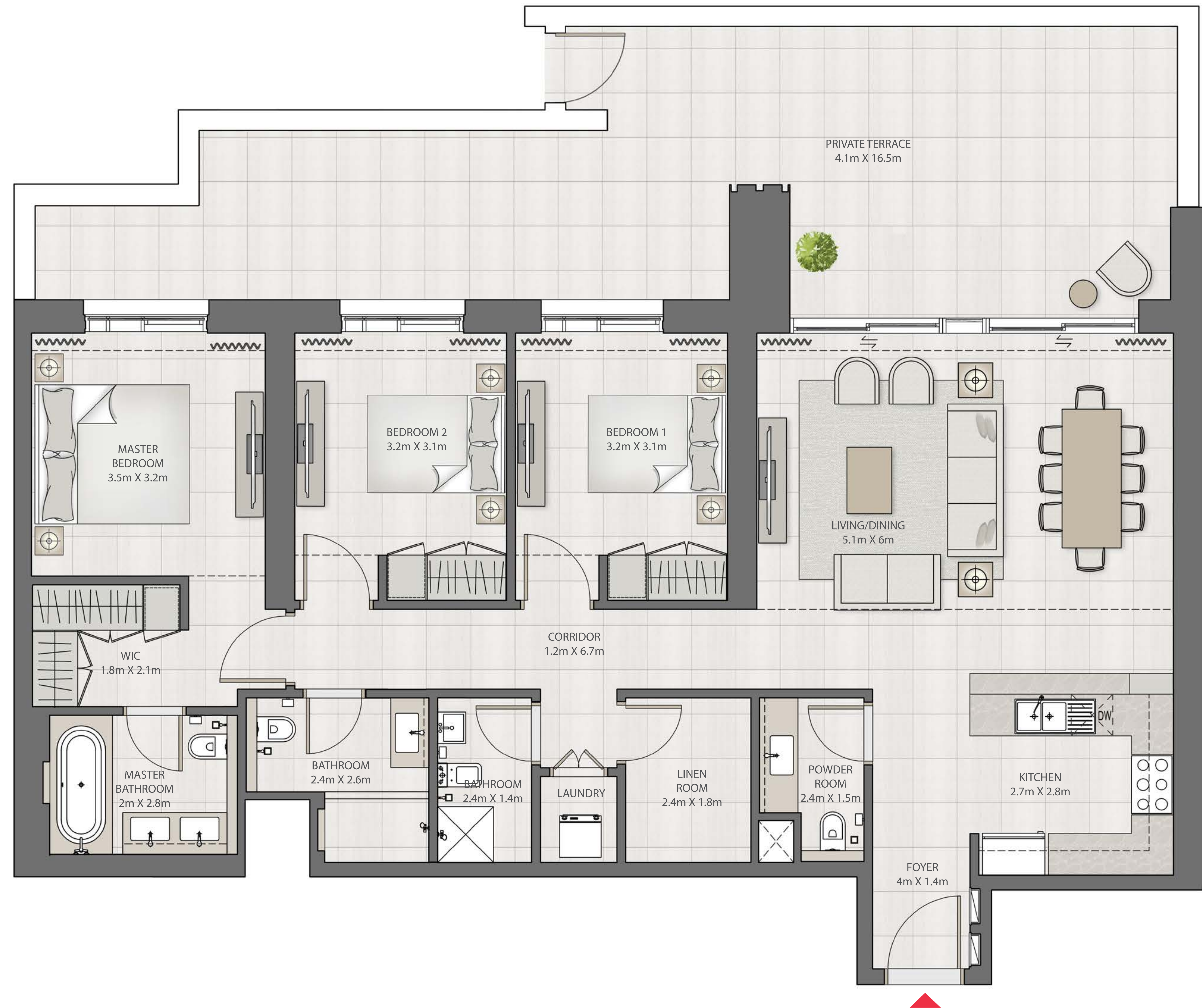
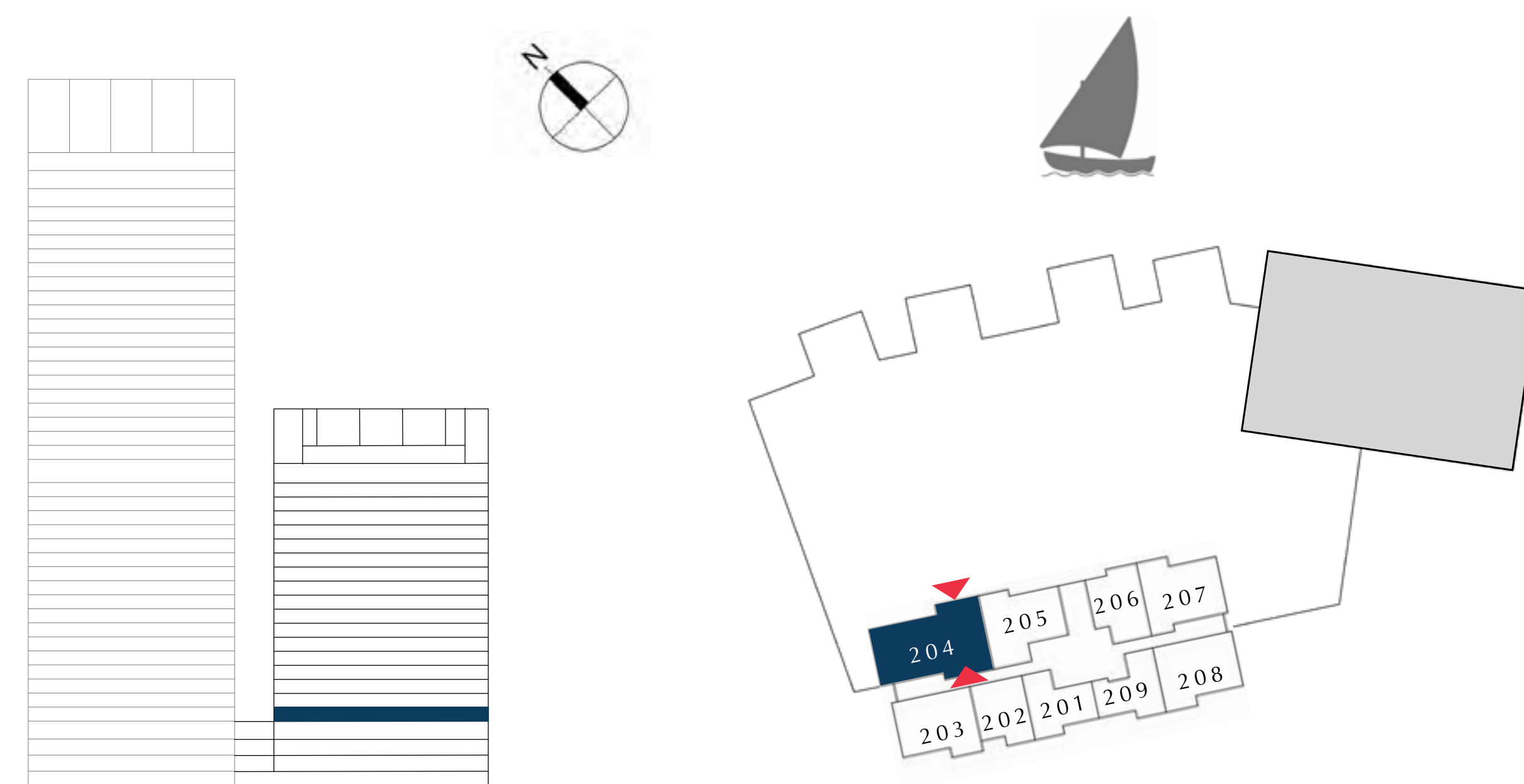
CREEK EDGE

TOWER 2

## 3 BEDROOM

UNIT 204 | LEVEL 2

SUITE AREA	1455.60 SQ.FT.	135.23 SQ.M.
BALCONY AREA	635.18 SQ.FT.	59.01 SQ.M.
TOTAL AREA	2090.78 SQ.FT.	194.24 SQ.M.



FLOOR PLAN 1. All dimensions are in imperial and metric, and measured from finish to finish excluding construction tolerances. 2. All materials, dimensions, and drawings are approximate only. 3. Information is subject to change without notice, at developer's absolute discretion. 4. Actual area may vary from the stated area. 5. Drawings not to scale. 6. All images used are for illustrative purposes only and do not represent the actual size, features, specifications, fittings, and furnishings. 7. The developer reserves the right to make revisions / alterations, at it's absolute discretion, without any liability whatsoever.



# DUBAI CREEK HARBOUR

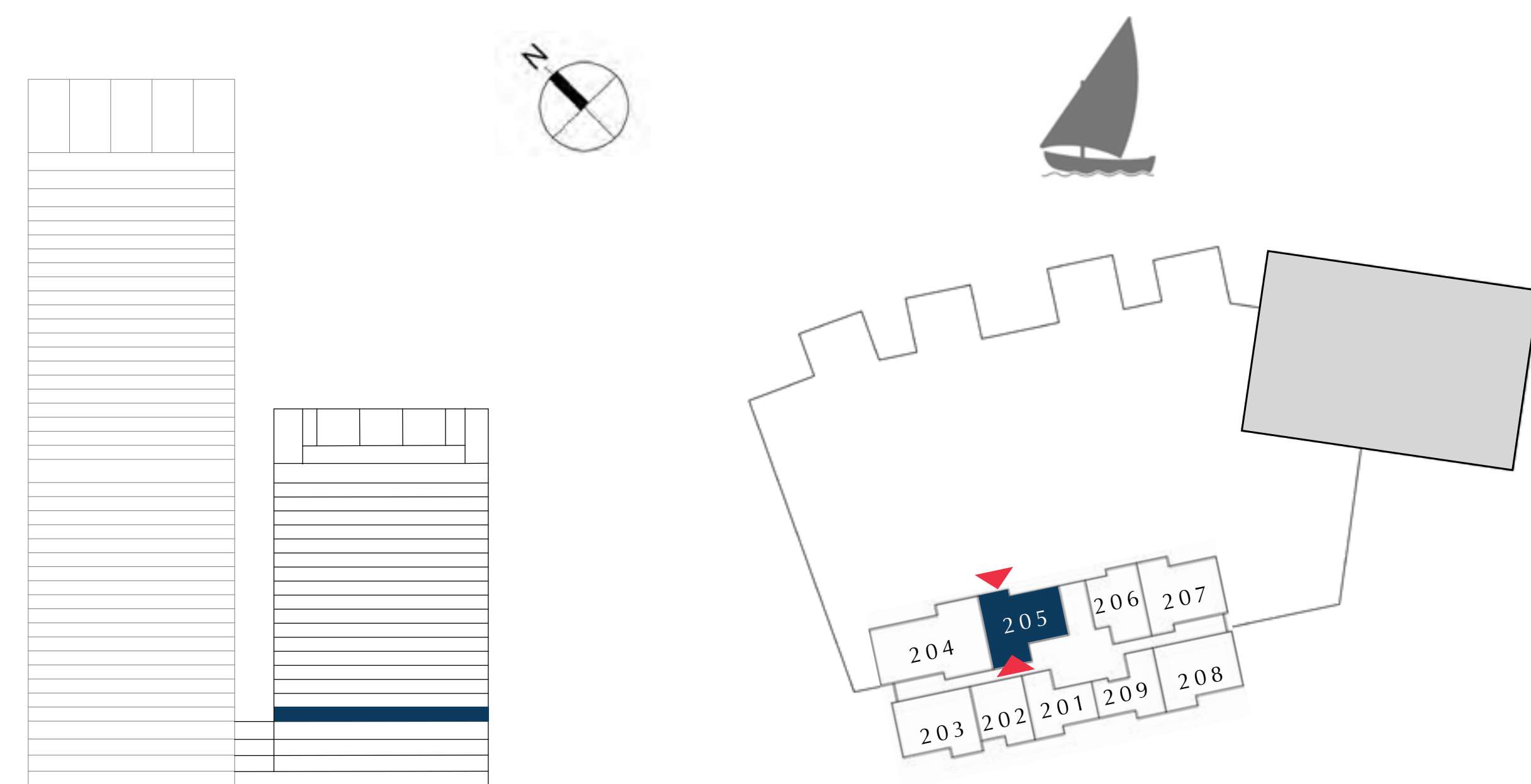
CREEK EDGE

TOWER 2

## 2 BEDROOM

UNIT 205 | LEVEL 2

SUITE AREA	1010.52 SQ.FT.	93.88 SQ.M.
BALCONY AREA	448.64 SQ.FT.	41.68 SQ.M.
TOTAL AREA	1459.16 SQ.FT.	135.56 SQ.M.



FLOOR PLAN 1. All dimensions are in imperial and metric, and measured from finish to finish excluding construction tolerances. 2. All materials, dimensions, and drawings are approximate only. 3. Information is subject to change without notice, at developer's absolute discretion. 4. Actual area may vary from the stated area. 5. Drawings not to scale. 6. All images used are for illustrative purposes only and do not represent the actual size, features, specifications, fittings, and furnishings. 7. The developer reserves the right to make revisions / alterations, at it's absolute discretion, without any liability whatsoever.



# DUBAI CREEK HARBOUR

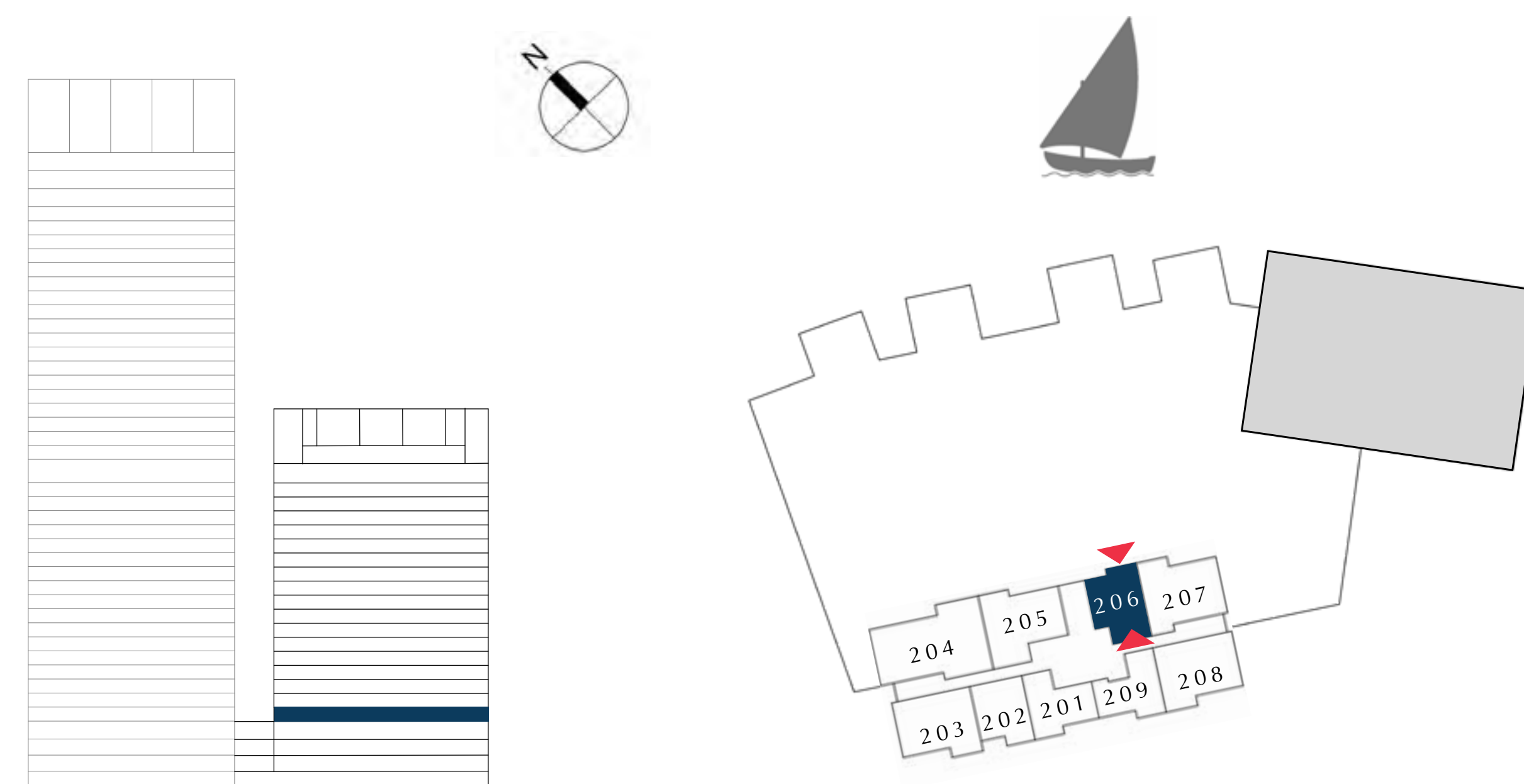
CREEK EDGE

TOWER 2

## 1 BEDROOM

UNIT 206 | LEVEL 2

SUITE AREA	701.38 SQ.FT.	65.16 SQ.M.
BALCONY AREA	322.06 SQ.FT.	29.92 SQ.M.
TOTAL AREA	1023.44 SQ.FT.	95.08 SQ.M.



FLOOR PLAN 1. All dimensions are in imperial and metric, and measured from finish to finish excluding construction tolerances. 2. All materials, dimensions, and drawings are approximate only. 3. Information is subject to change without notice, at developer's absolute discretion. 4. Actual area may vary from the stated area. 5. Drawings not to scale. 6. All images used are for illustrative purposes only and do not represent the actual size, features, specifications, fittings, and furnishings. 7. The developer reserves the right to make revisions / alterations, at it's absolute discretion, without any liability whatsoever.



# DUBAI CREEK HARBOUR

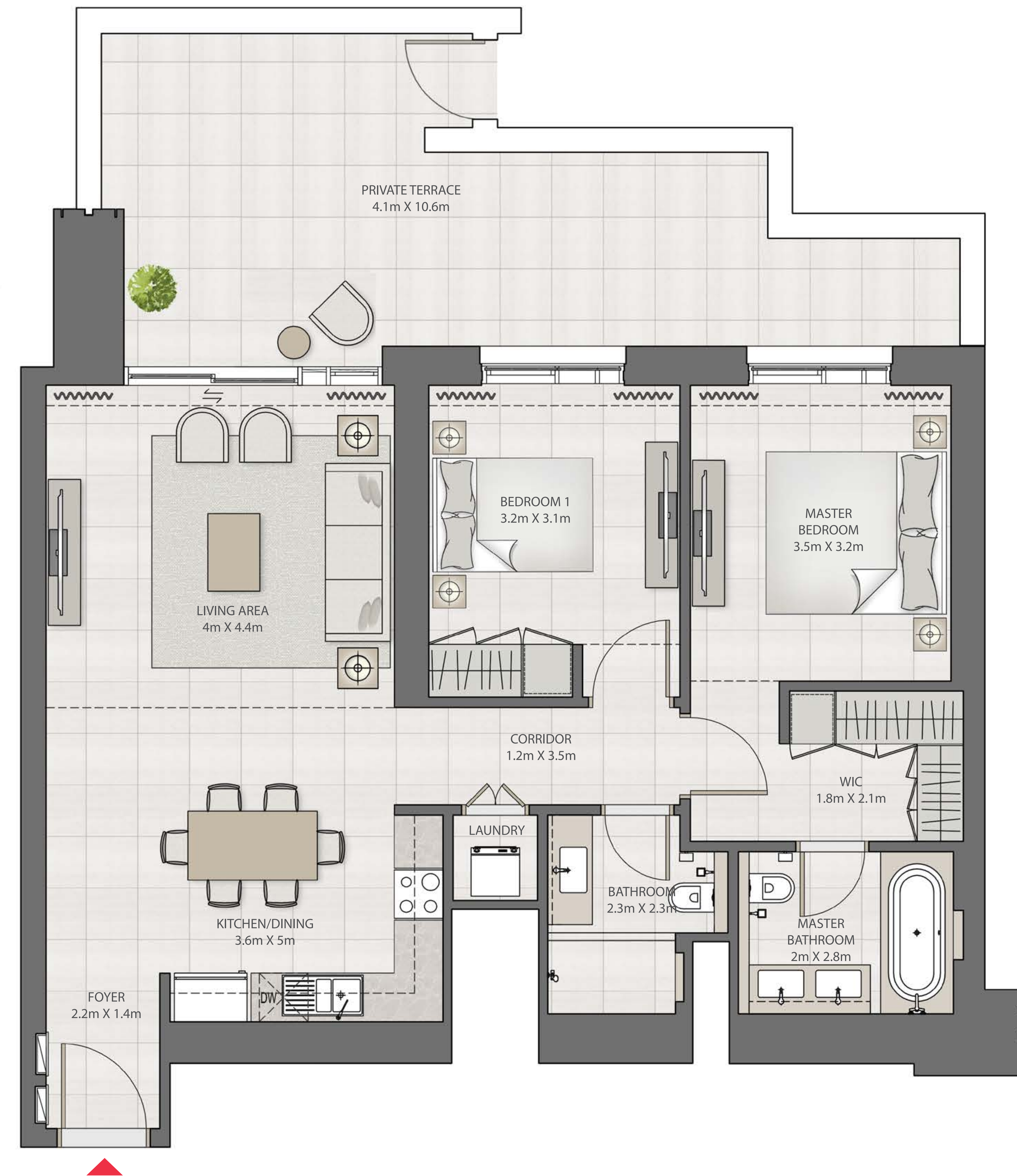
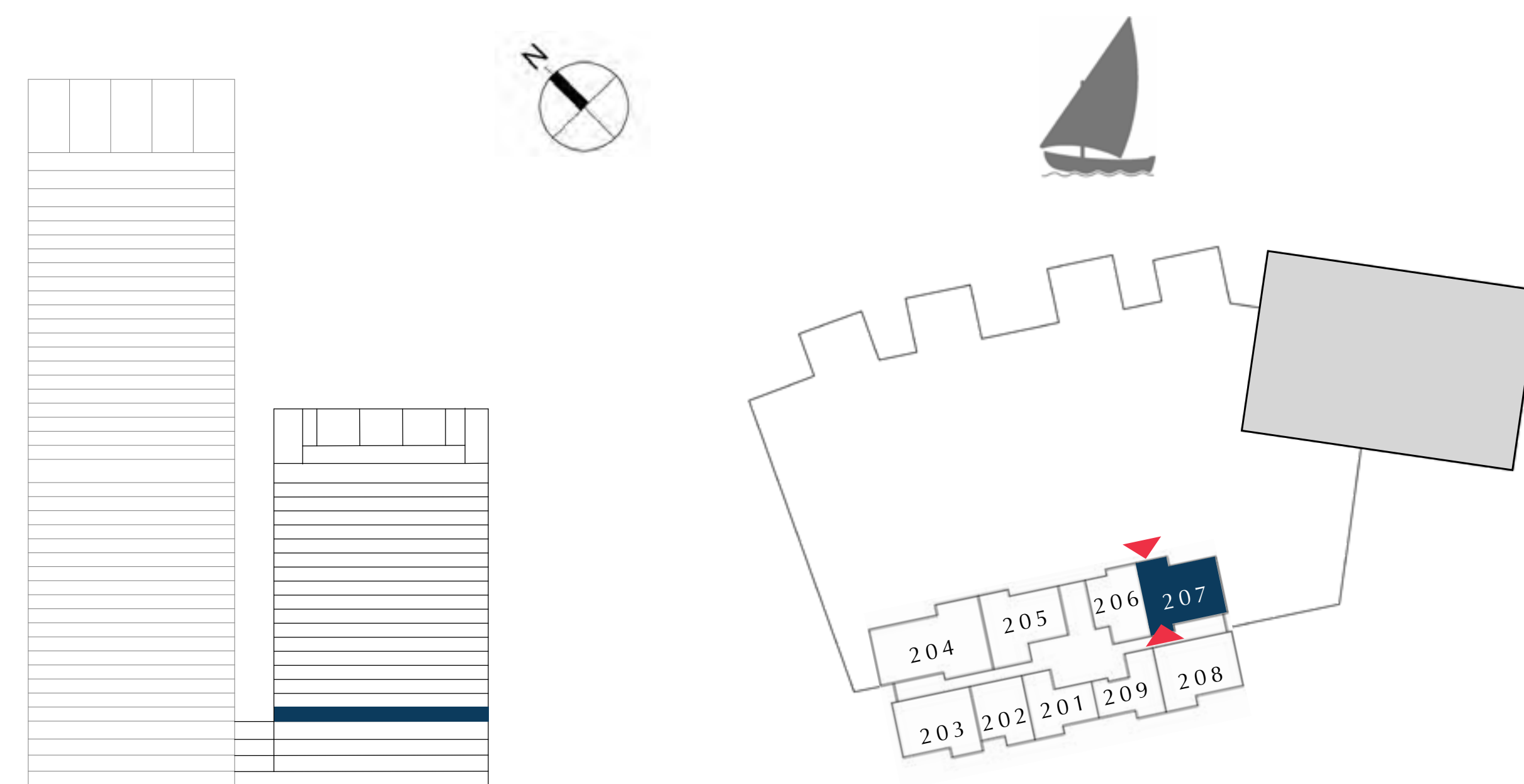
CREEK EDGE

TOWER 2

## 2 BEDROOM

UNIT 207 | LEVEL 2

SUITE AREA	1011.05 SQ.FT.	93.93 SQ.M.
BALCONY AREA	394.39 SQ.FT.	36.64 SQ.M.
TOTAL AREA	1405.44 SQ.FT.	130.57 SQ.M.



FLOOR PLAN 1. All dimensions are in imperial and metric, and measured from finish to finish excluding construction tolerances. 2. All materials, dimensions, and drawings are approximate only. 3. Information is subject to change without notice, at developer's absolute discretion. 4. Actual area may vary from the stated area. 5. Drawings not to scale. 6. All images used are for illustrative purposes only and do not represent the actual size, features, specifications, fittings, and furnishings. 7. The developer reserves the right to make revisions / alterations, at it's absolute discretion, without any liability whatsoever.



# DUBAI CREEK HARBOUR

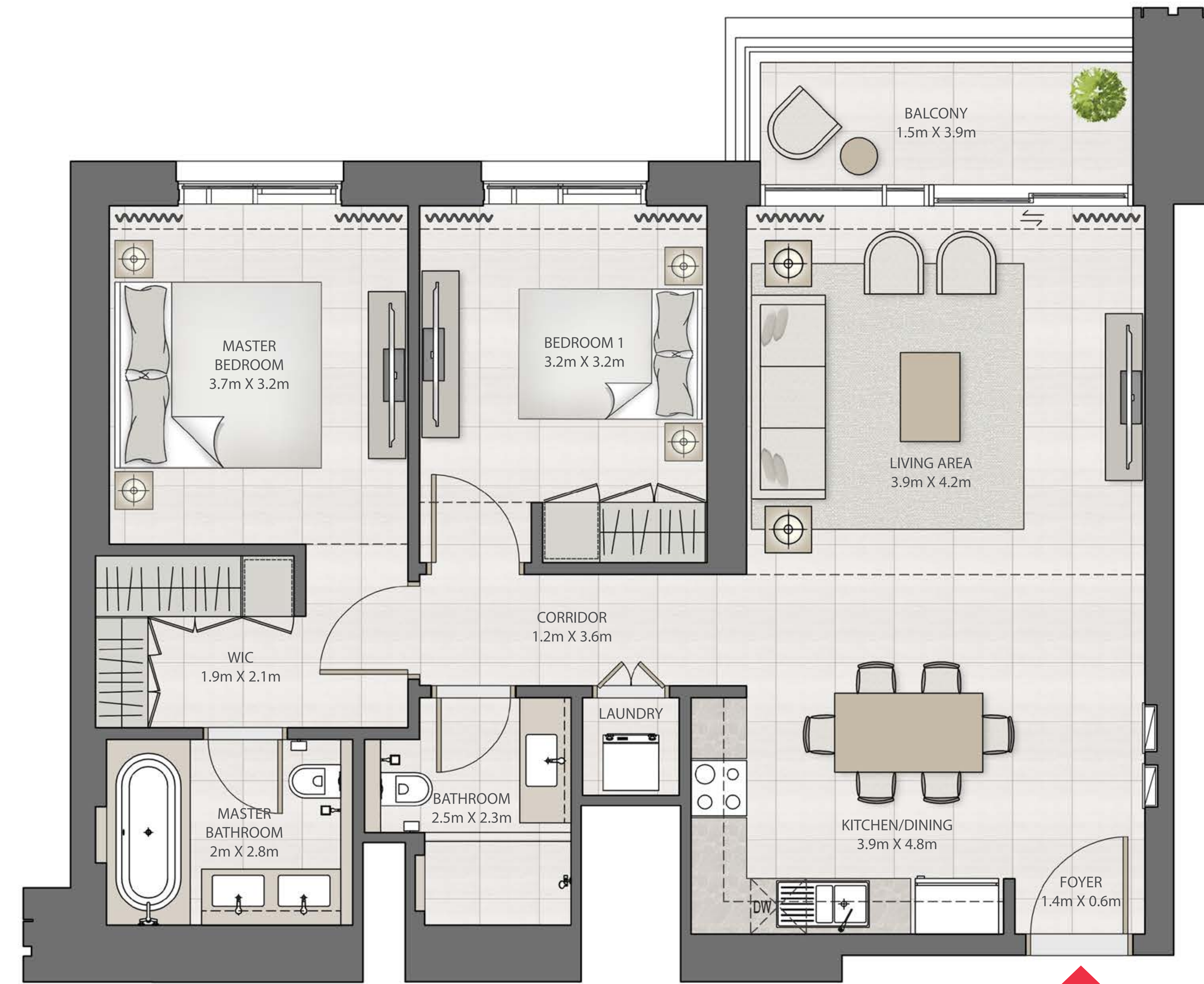
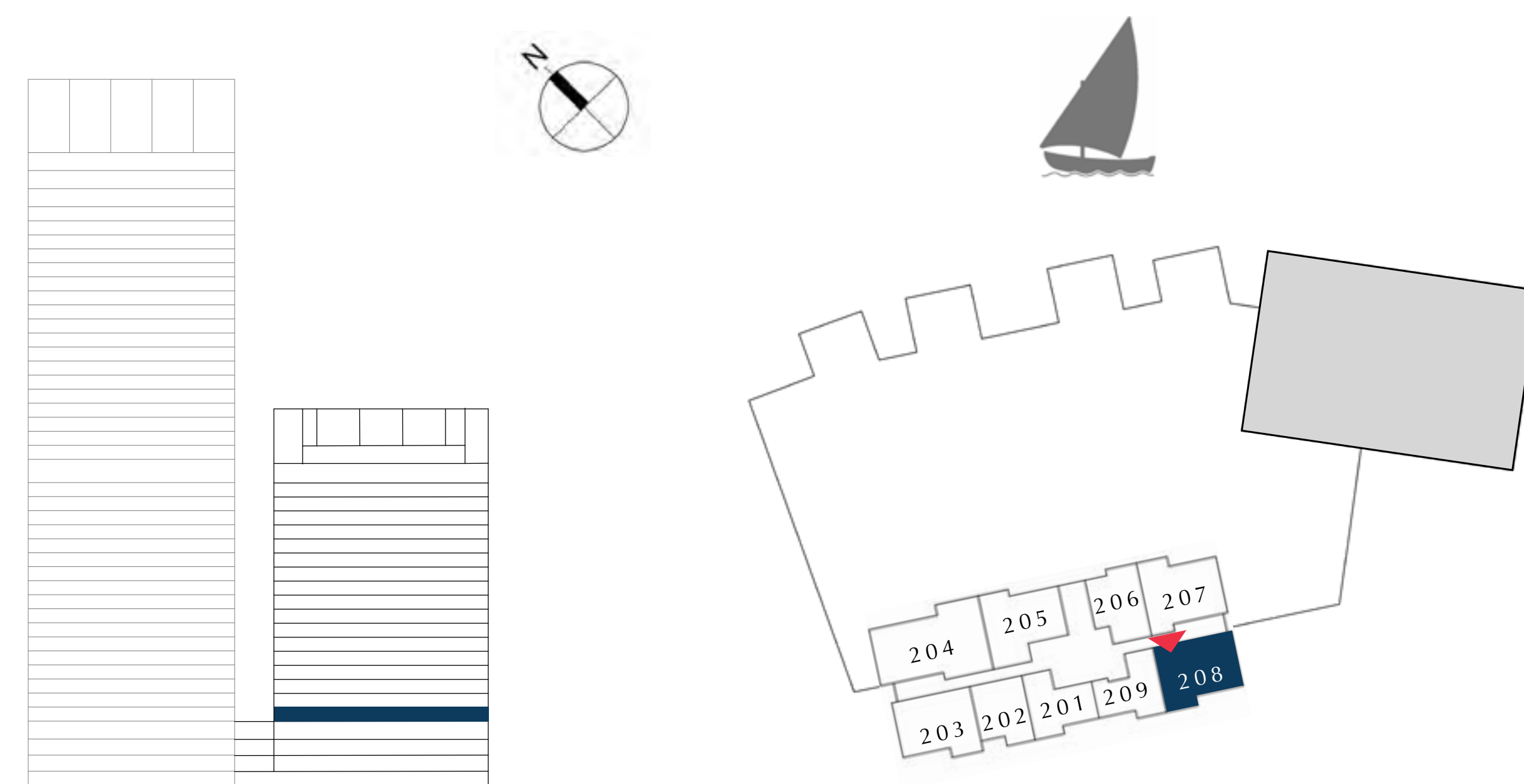
CREEK EDGE

TOWER 2

## 2 BEDROOM

UNIT 208 | LEVEL 2

SUITE AREA	999.75 SQ.FT.	92.88 SQ.M.
BALCONY AREA	68.89 SQ.FT.	6.40 SQ.M.
TOTAL AREA	1068.64 SQ.FT.	99.28 SQ.M.



FLOOR PLAN 1. All dimensions are in imperial and metric, and measured from finish to finish excluding construction tolerances. 2. All materials, dimensions, and drawings are approximate only. 3. Information is subject to change without notice, at developer's absolute discretion. 4. Actual area may vary from the stated area. 5. Drawings not to scale. 6. All images used are for illustrative purposes only and do not represent the actual size, features, specifications, fittings, and furnishings. 7. The developer reserves the right to make revisions / alterations, at it's absolute discretion, without any liability whatsoever.



# DUBAI CREEK HARBOUR

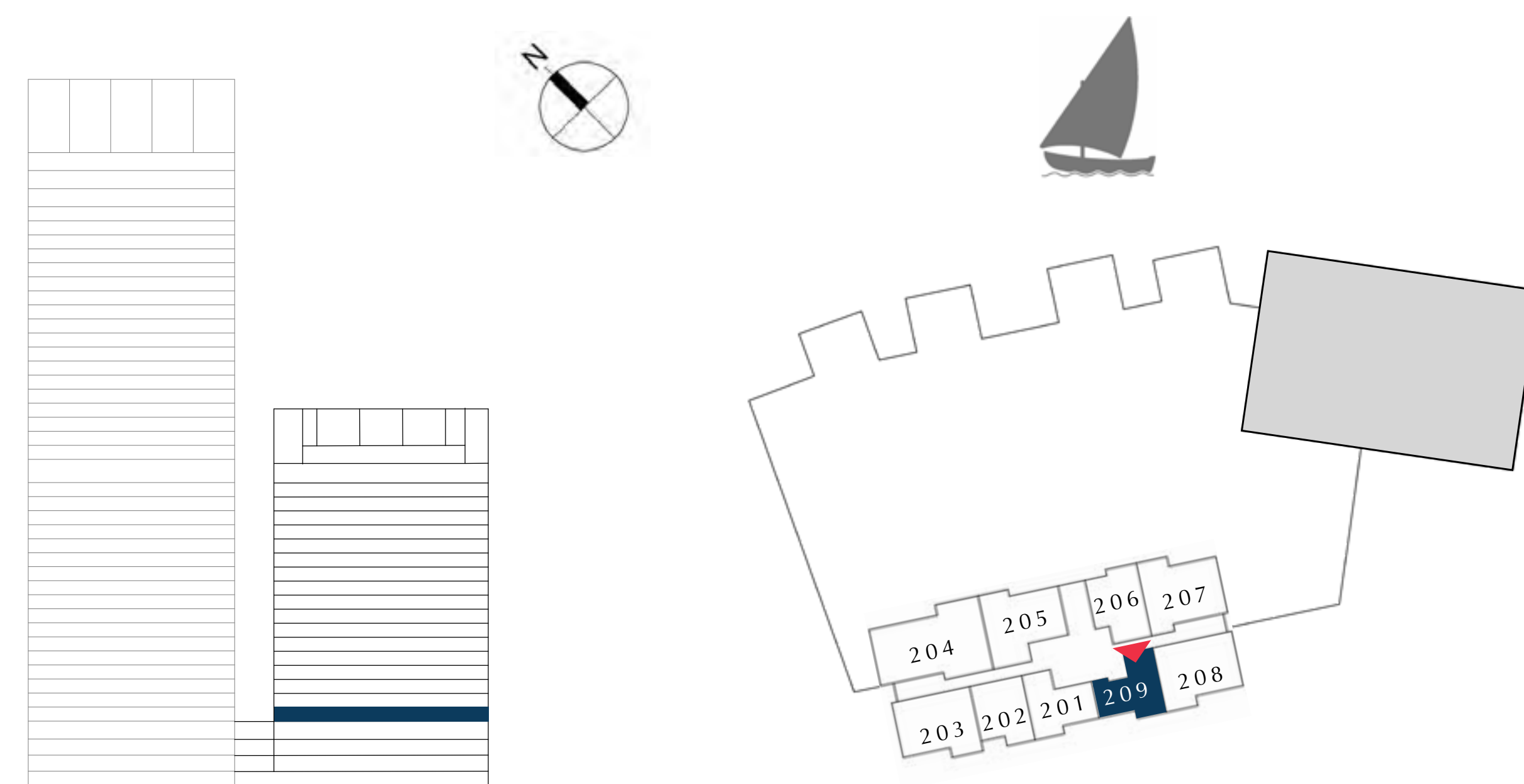
CREEK EDGE

TOWER 2

## 1 BEDROOM

UNIT 209 | LEVEL 2

SUITE AREA	696.53 SQ.FT.	64.71 SQ.M.
BALCONY AREA	63.29 SQ.FT.	5.88 SQ.M.
TOTAL AREA	759.82 SQ.FT.	70.59 SQ.M.



FLOOR PLAN 1. All dimensions are in imperial and metric, and measured from finish to finish excluding construction tolerances. 2. All materials, dimensions, and drawings are approximate only. 3. Information is subject to change without notice, at developer's absolute discretion. 4. Actual area may vary from the stated area. 5. Drawings not to scale. 6. All images used are for illustrative purposes only and do not represent the actual size, features, specifications, fittings, and furnishings. 7. The developer reserves the right to make revisions / alterations, at it's absolute discretion, without any liability whatsoever.



TOWER 2

TIER 1

EMAAR



# DUBAI CREEK HARBOUR

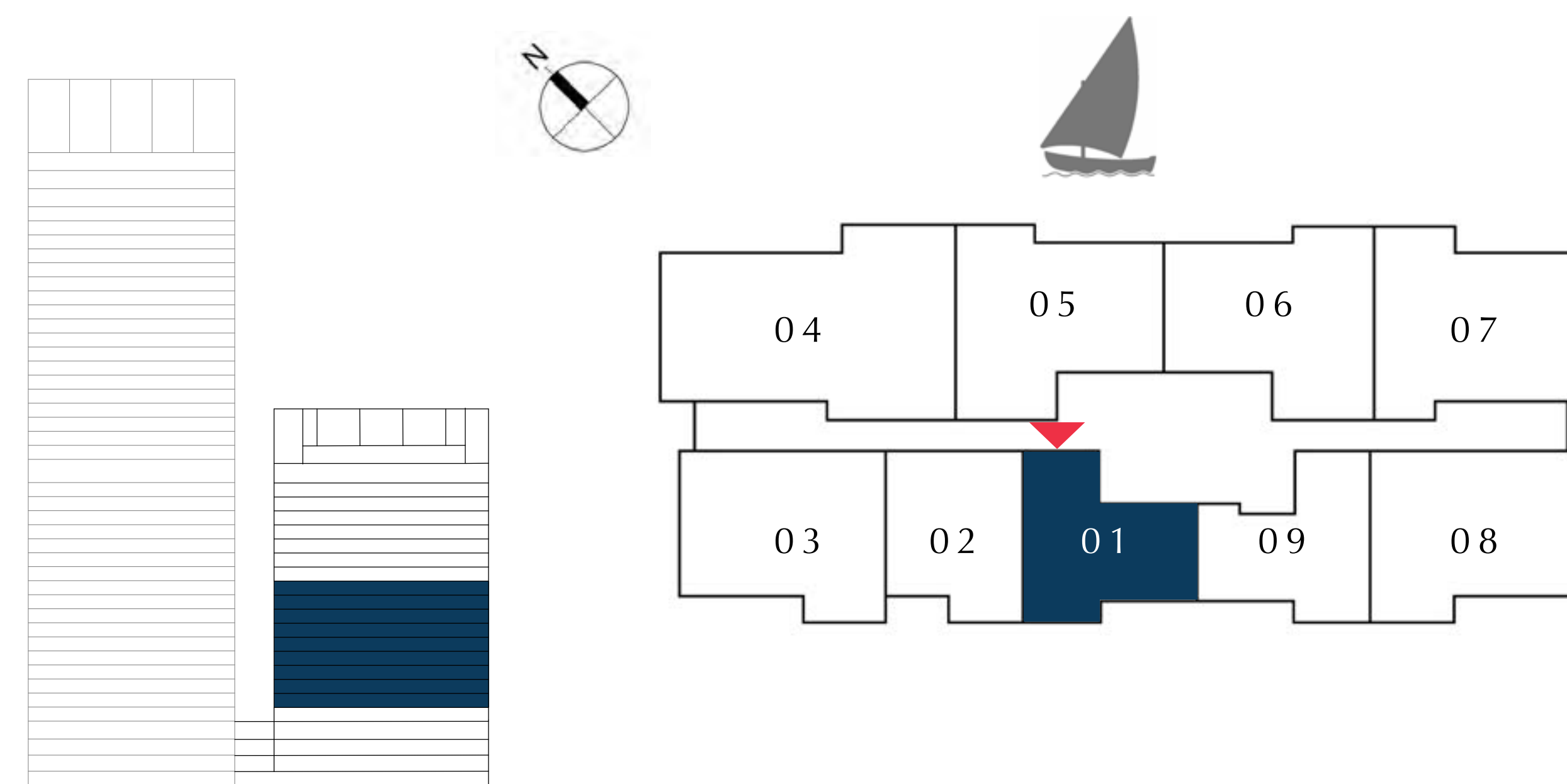
CREEK EDGE

TOWER 2

## 1 BEDROOM

UNIT 01 | LEVEL 3-9

SUITE AREA	708.59 SQ.FT.	65.83 SQ.M.
BALCONY AREA	70.18 SQ.FT.	6.52 SQ.M.
TOTAL AREA	778.77 SQ.FT.	72.35 SQ.M.



FLOOR PLAN 1. All dimensions are in imperial and metric, and measured from finish to finish excluding construction tolerances. 2. All materials, dimensions, and drawings are approximate only. 3. Information is subject to change without notice, at developer's absolute discretion. 4. Actual area may vary from the stated area. 5. Drawings not to scale. 6. All images used are for illustrative purposes only and do not represent the actual size, features, specifications, fittings, and furnishings. 7. The developer reserves the right to make revisions / alterations, at it's absolute discretion, without any liability whatsoever.



# DUBAI CREEK HARBOUR

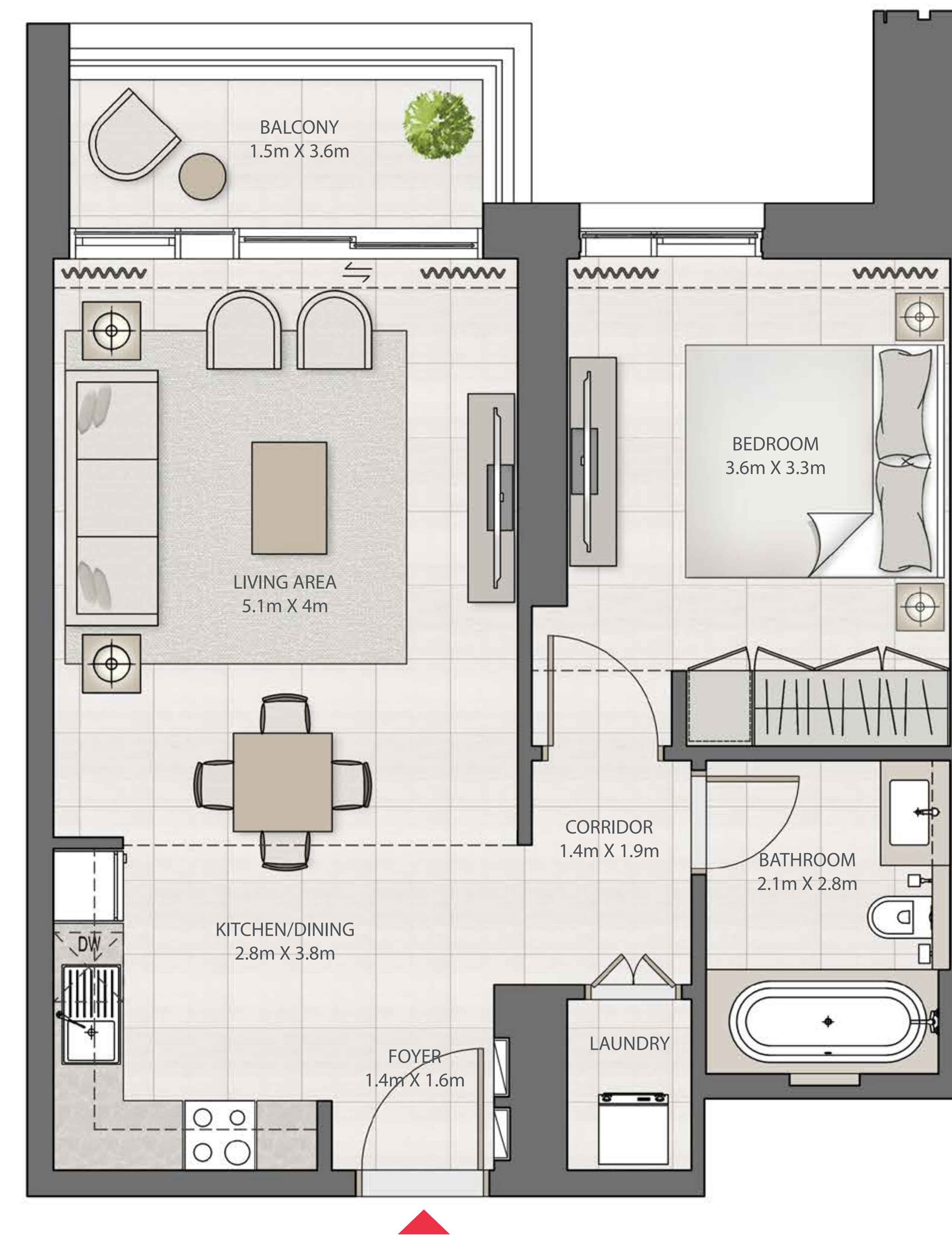
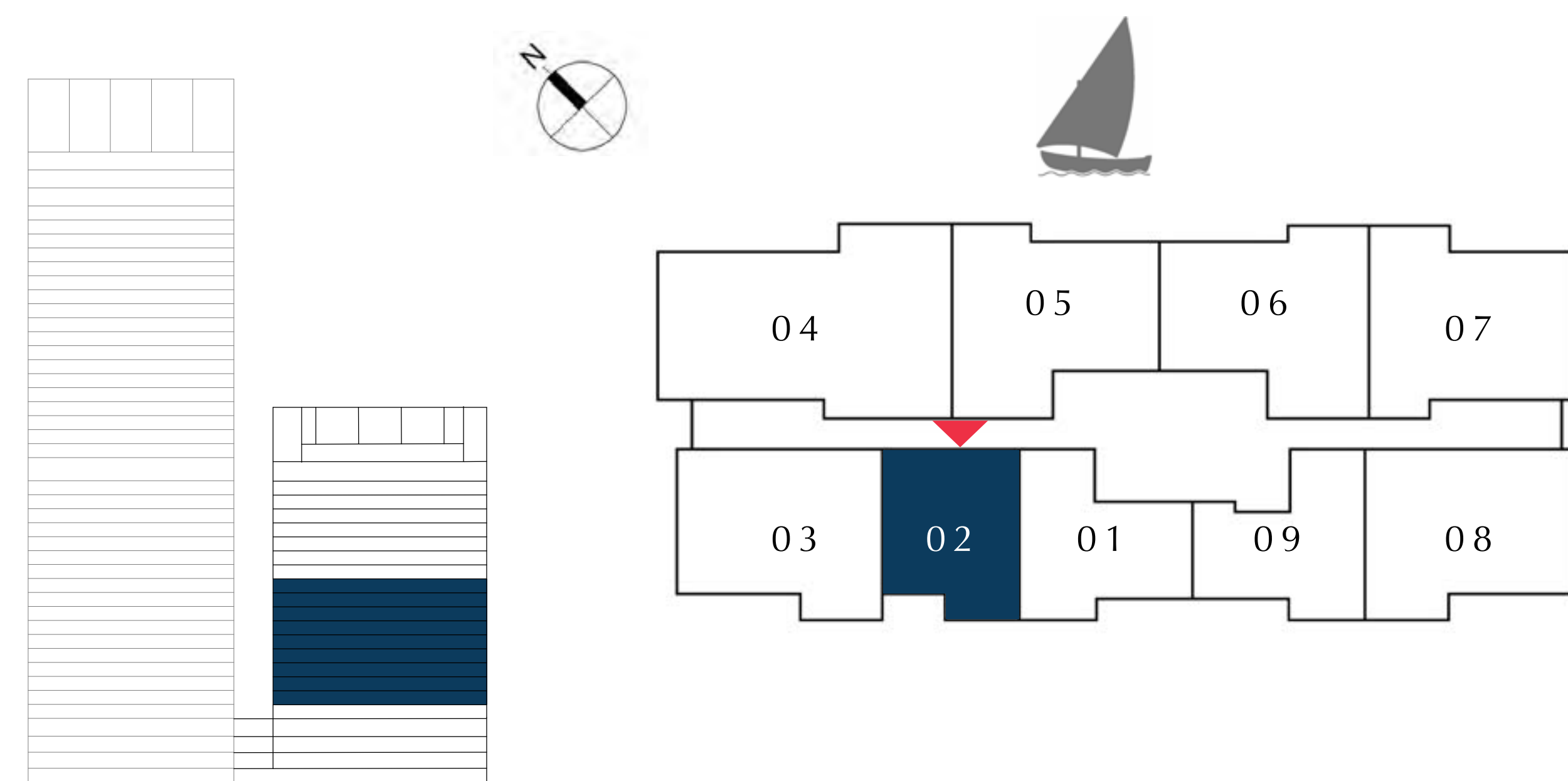
CREEK EDGE

TOWER 2

## 1 BEDROOM

UNIT 02 | LEVEL 3-9

SUITE AREA	675.11 SQ.FT.	62.72 SQ.M.
BALCONY AREA	66.09 SQ.FT.	6.14 SQ.M.
TOTAL AREA	741.20 SQ.FT.	68.86 SQ.M.



FLOOR PLAN 1. All dimensions are in imperial and metric, and measured from finish to finish excluding construction tolerances. 2. All materials, dimensions, and drawings are approximate only. 3. Information is subject to change without notice, at developer's absolute discretion. 4. Actual area may vary from the stated area. 5. Drawings not to scale. 6. All images used are for illustrative purposes only and do not represent the actual size, features, specifications, fittings, and furnishings. 7. The developer reserves the right to make revisions / alterations, at it's absolute discretion, without any liability whatsoever.



# DUBAI CREEK HARBOUR

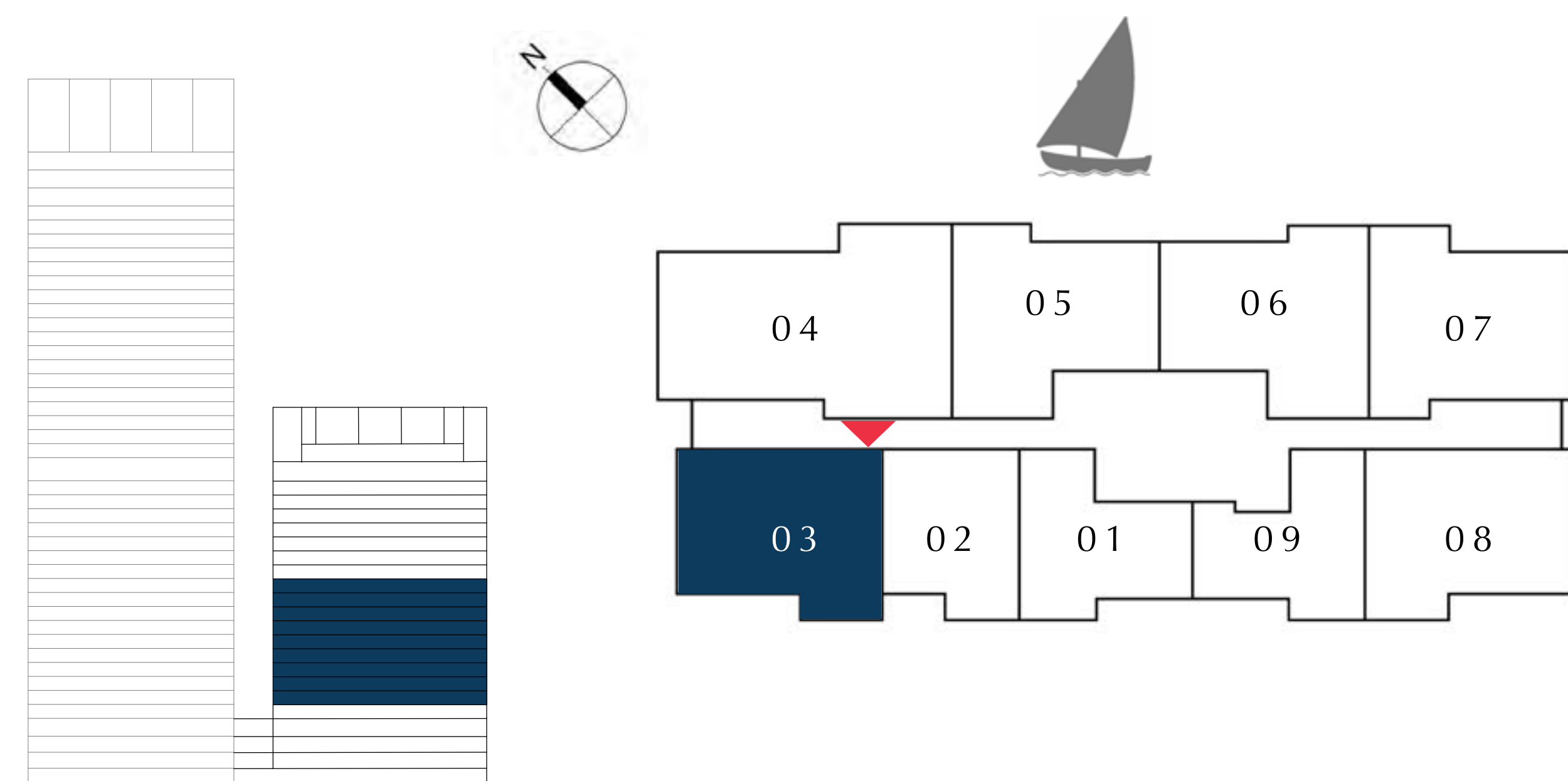
CREEK EDGE

TOWER 2

## 2 BEDROOM

UNIT 03 | LEVEL 3-9

SUITE AREA	1000.61 SQ.FT.	92.96 SQ.M.
BALCONY AREA	70.61 SQ.FT.	6.56 SQ.M.
TOTAL AREA	1071.22 SQ.FT.	99.52 SQ.M.



FLOOR PLAN 1. All dimensions are in imperial and metric, and measured from finish to finish excluding construction tolerances. 2. All materials, dimensions, and drawings are approximate only. 3. Information is subject to change without notice, at developer's absolute discretion. 4. Actual area may vary from the stated area. 5. Drawings not to scale. 6. All images used are for illustrative purposes only and do not represent the actual size, features, specifications, fittings, and furnishings. 7. The developer reserves the right to make revisions / alterations, at it's absolute discretion, without any liability whatsoever.



# DUBAI CREEK HARBOUR

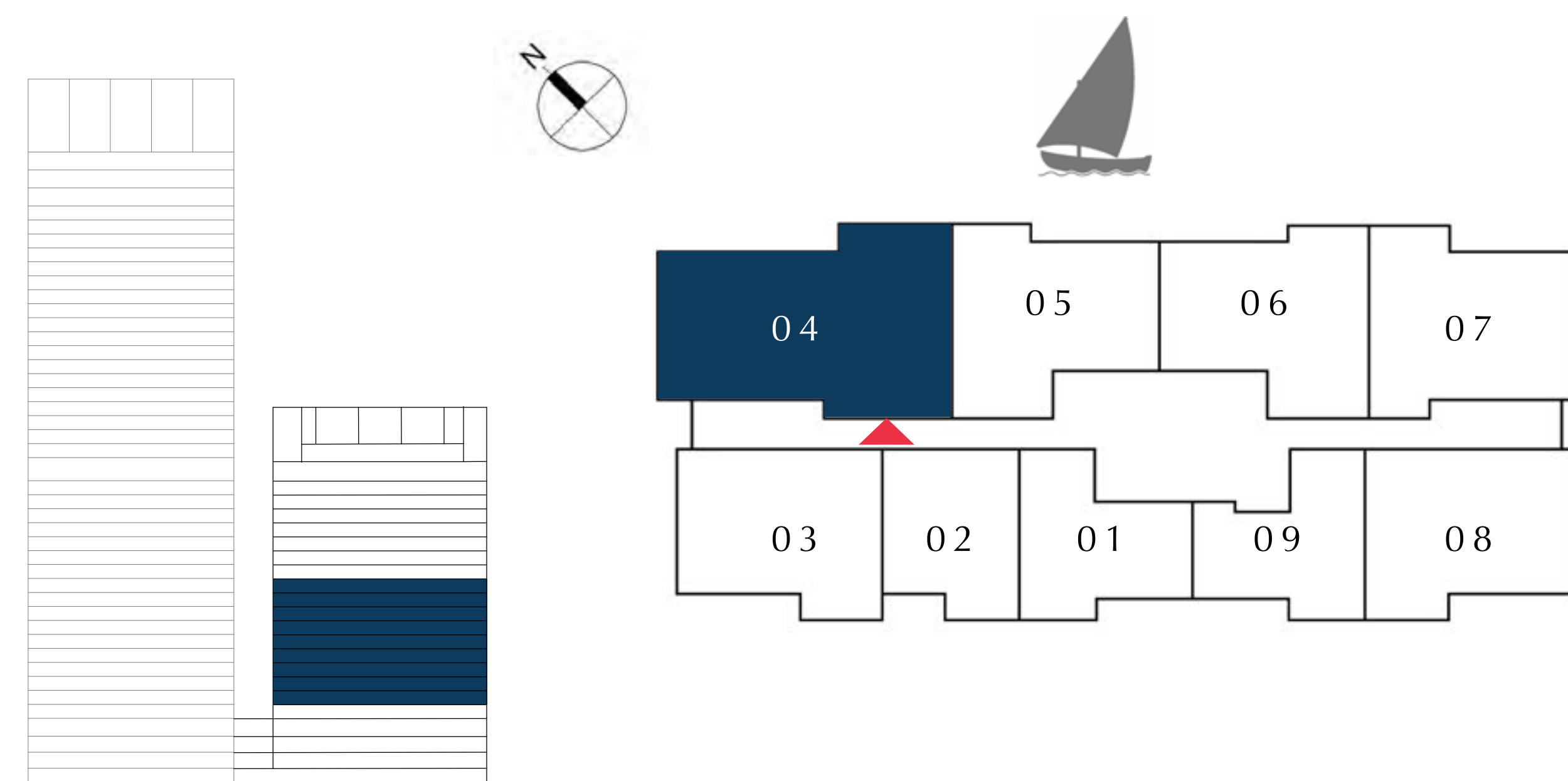
CREEK EDGE

TOWER 2

## 3 BEDROOM

UNIT 04 | LEVEL 3-9

SUITE AREA	1457.11 SQ.FT.	135.37 SQ.M.
BALCONY AREA	96.44 SQ.FT.	8.96 SQ.M.
TOTAL AREA	1553.55 SQ.FT.	144.33 SQ.M.



FLOOR PLAN 1. All dimensions are in imperial and metric, and measured from finish to finish excluding construction tolerances. 2. All materials, dimensions, and drawings are approximate only. 3. Information is subject to change without notice, at developer's absolute discretion. 4. Actual area may vary from the stated area. 5. Drawings not to scale. 6. All images used are for illustrative purposes only and do not represent the actual size, features, specifications, fittings, and furnishings. 7. The developer reserves the right to make revisions / alterations, at it's absolute discretion, without any liability whatsoever.



# DUBAI CREEK HARBOUR

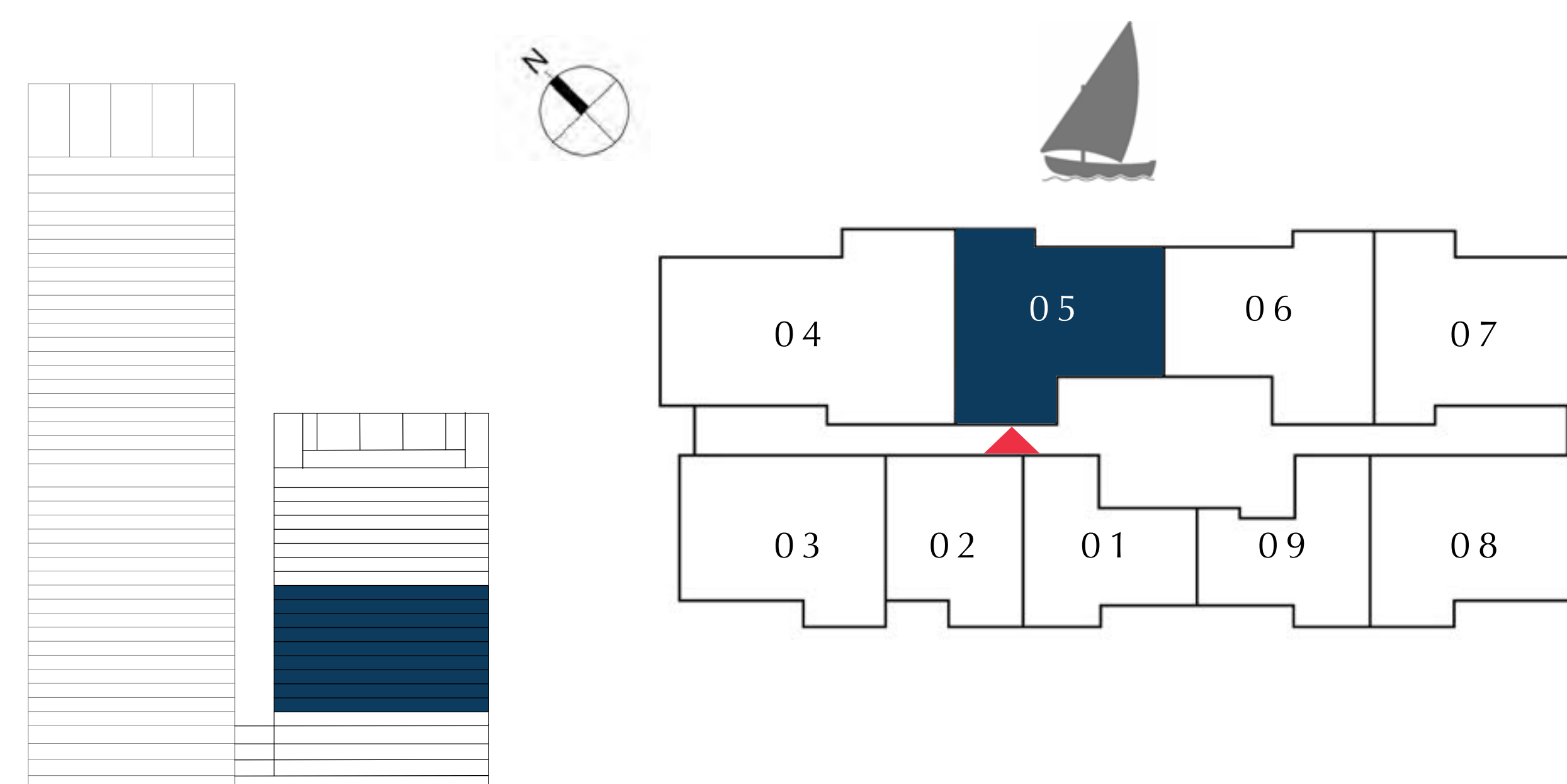
CREEK EDGE

TOWER 2

## 2 BEDROOM

UNIT 05 | LEVEL 3-9

SUITE AREA	1011.92 SQ.FT.	94.01 SQ.M.
BALCONY AREA	62.75 SQ.FT.	5.83 SQ.M.
TOTAL AREA	1074.67 SQ.FT.	99.84 SQ.M.



FLOOR PLAN 1. All dimensions are in imperial and metric, and measured from finish to finish excluding construction tolerances. 2. All materials, dimensions, and drawings are approximate only. 3. Information is subject to change without notice, at developer's absolute discretion. 4. Actual area may vary from the stated area. 5. Drawings not to scale. 6. All images used are for illustrative purposes only and do not represent the actual size, features, specifications, fittings, and furnishings. 7. The developer reserves the right to make revisions / alterations, at it's absolute discretion, without any liability whatsoever.



# DUBAI CREEK HARBOUR

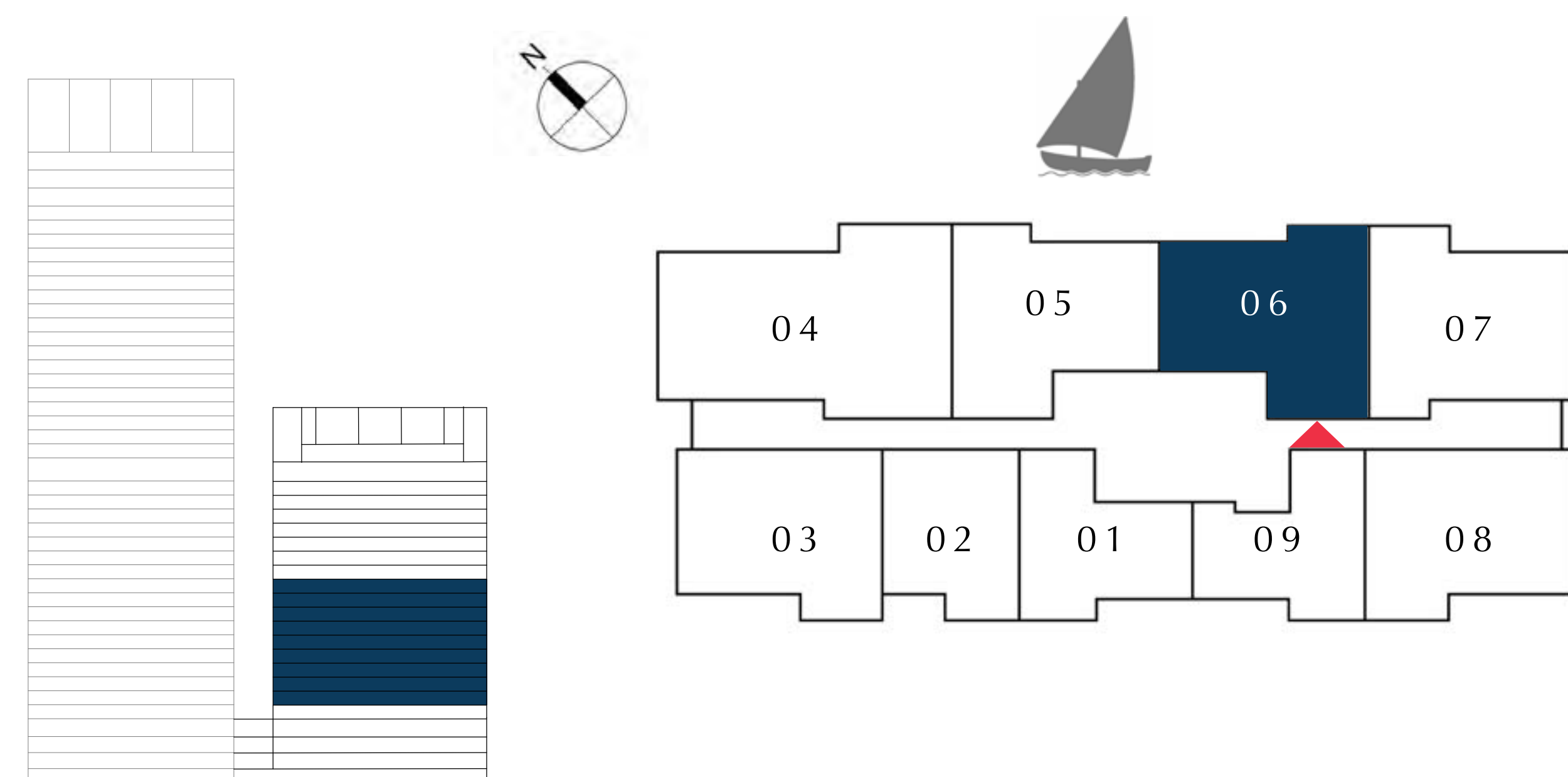
CREEK EDGE

TOWER 2

## 2 BEDROOM

UNIT 06 | LEVEL 3-9

SUITE AREA	1003.73 SQ.FT.	93.25 SQ.M.
BALCONY AREA	75.89 SQ.FT.	7.05 SQ.M.
TOTAL AREA	1079.62 SQ.FT.	100.30 SQ.M.



FLOOR PLAN 1. All dimensions are in imperial and metric, and measured from finish to finish excluding construction tolerances. 2. All materials, dimensions, and drawings are approximate only. 3. Information is subject to change without notice, at developer's absolute discretion. 4. Actual area may vary from the stated area. 5. Drawings not to scale. 6. All images used are for illustrative purposes only and do not represent the actual size, features, specifications, fittings, and furnishings. 7. The developer reserves the right to make revisions / alterations, at it's absolute discretion, without any liability whatsoever.



# DUBAI CREEK HARBOUR

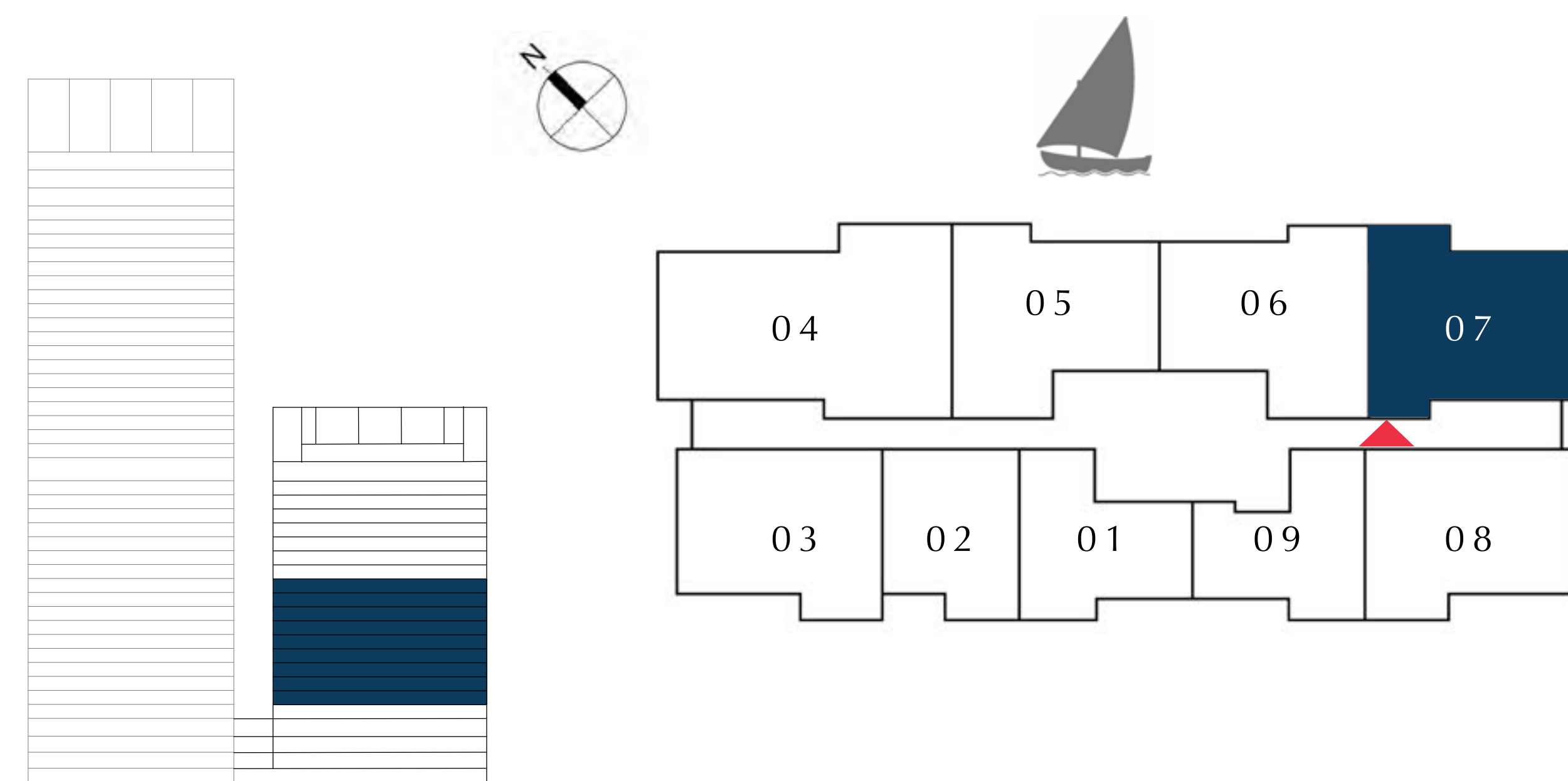
CREEK EDGE

TOWER 2

## 2 BEDROOM

UNIT 07 | LEVEL 3-9

SUITE AREA	1011.05 SQ.FT.	93.93 SQ.M.
BALCONY AREA	58.99 SQ.FT.	5.48 SQ.M.
TOTAL AREA	1070.04 SQ.FT.	99.41 SQ.M.



FLOOR PLAN 1. All dimensions are in imperial and metric, and measured from finish to finish excluding construction tolerances. 2. All materials, dimensions, and drawings are approximate only. 3. Information is subject to change without notice, at developer's absolute discretion. 4. Actual area may vary from the stated area. 5. Drawings not to scale. 6. All images used are for illustrative purposes only and do not represent the actual size, features, specifications, fittings, and furnishings. 7. The developer reserves the right to make revisions / alterations, at it's absolute discretion, without any liability whatsoever.



# DUBAI CREEK HARBOUR

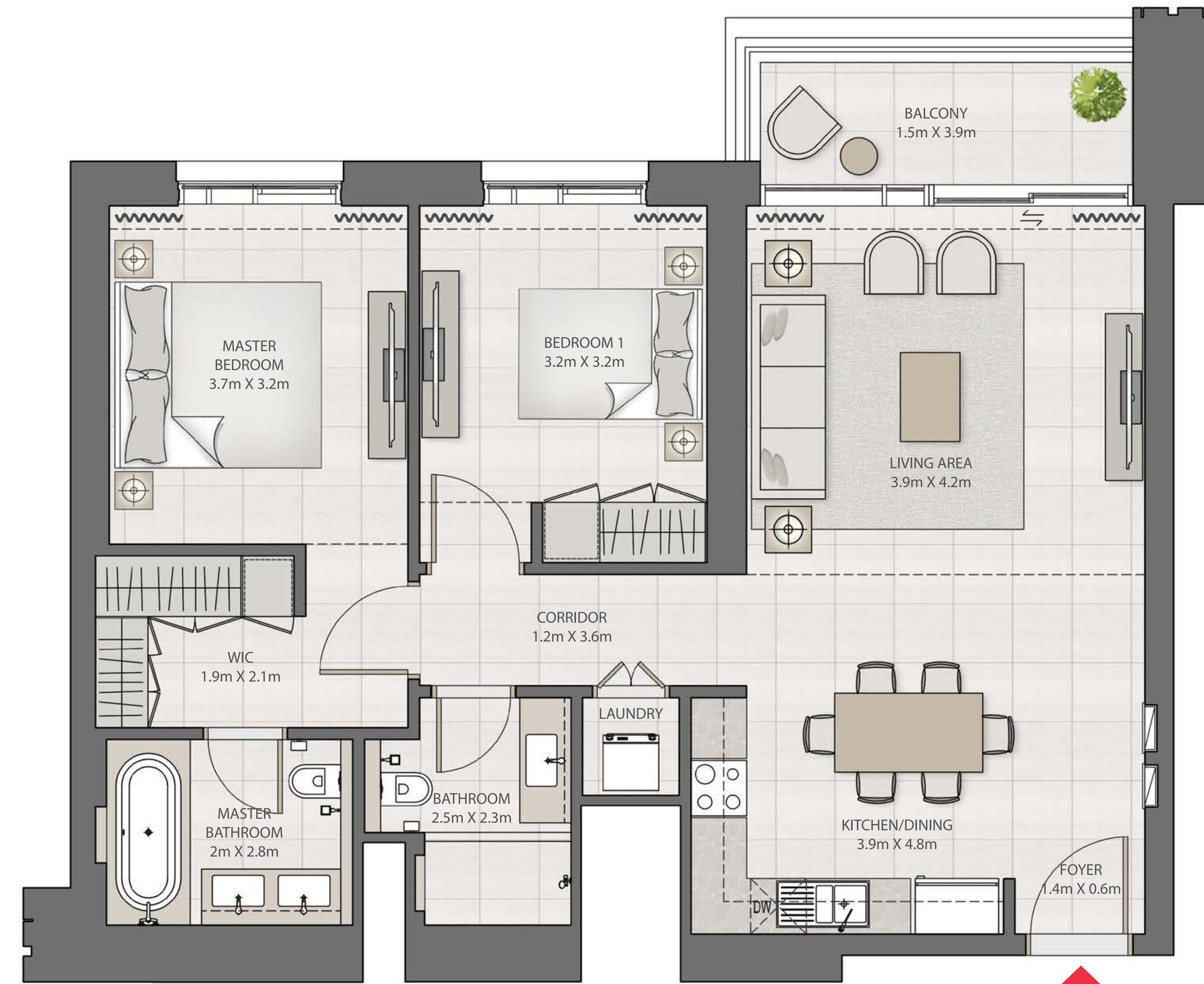
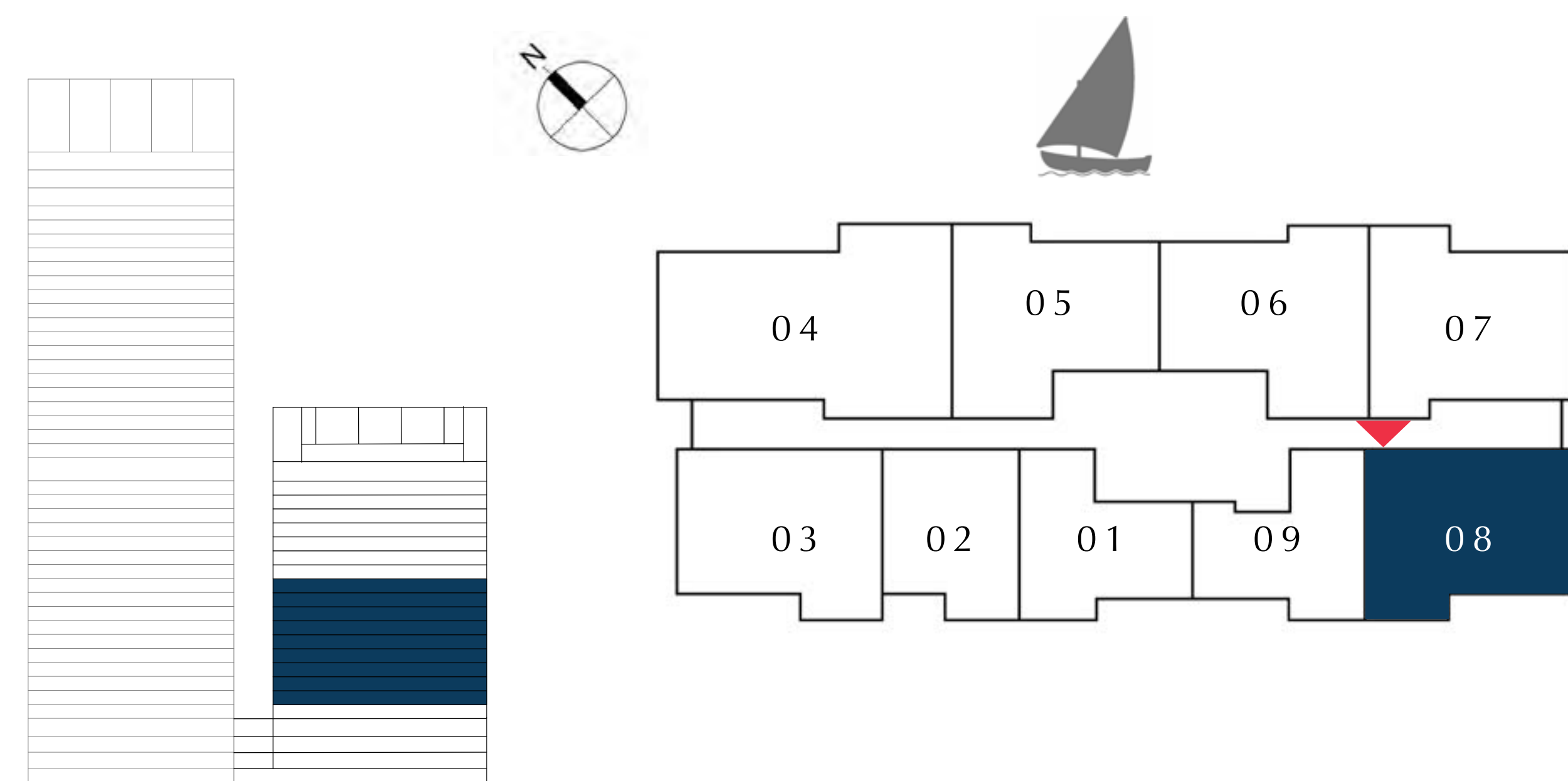
CREEK EDGE

TOWER 2

## 2 BEDROOM

UNIT 08 | LEVEL 3-9

SUITE AREA	999.75 SQ.FT.	92.88 SQ.M.
BALCONY AREA	68.89 SQ.FT.	6.40 SQ.M.
TOTAL AREA	1068.64 SQ.FT.	99.28 SQ.M.



FLOOR PLAN 1. All dimensions are in imperial and metric, and measured from finish to finish excluding construction tolerances. 2. All materials, dimensions, and drawings are approximate only. 3. Information is subject to change without notice, at developer's absolute discretion. 4. Actual area may vary from the stated area. 5. Drawings not to scale. 6. All images used are for illustrative purposes only and do not represent the actual size, features, specifications, fittings, and furnishings. 7. The developer reserves the right to make revisions / alterations, at it's absolute discretion, without any liability whatsoever.



# DUBAI CREEK HARBOUR

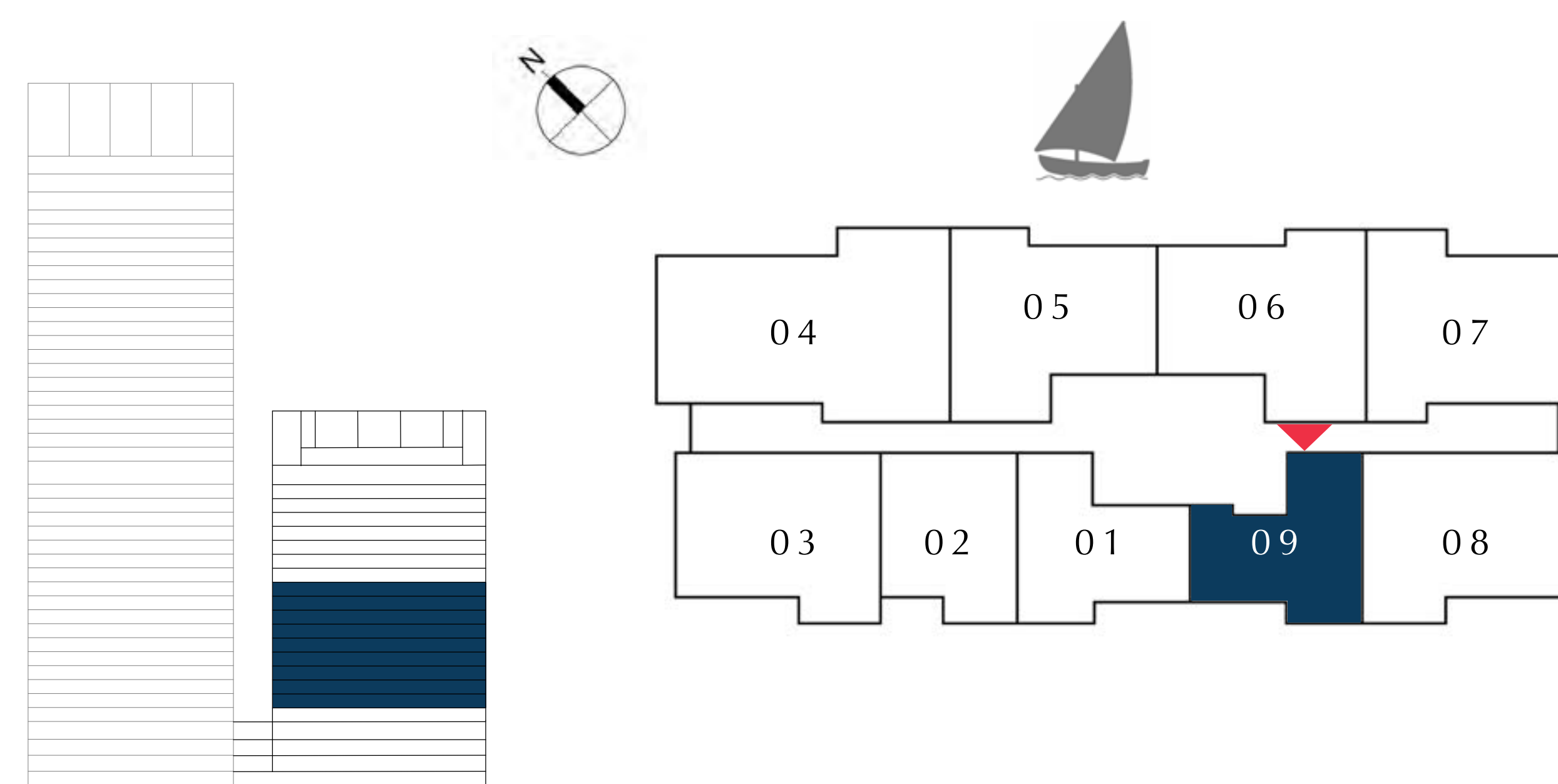
CREEK EDGE

TOWER 2

## 1 BEDROOM

UNIT 09 | LEVEL 3-9

SUITE AREA	696.53 SQ.FT.	64.71 SQ.M.
BALCONY AREA	63.29 SQ.FT.	5.88 SQ.M.
TOTAL AREA	759.82 SQ.FT.	70.59 SQ.M.



FLOOR PLAN 1. All dimensions are in imperial and metric, and measured from finish to finish excluding construction tolerances. 2. All materials, dimensions, and drawings are approximate only. 3. Information is subject to change without notice, at developer's absolute discretion. 4. Actual area may vary from the stated area. 5. Drawings not to scale. 6. All images used are for illustrative purposes only and do not represent the actual size, features, specifications, fittings, and furnishings. 7. The developer reserves the right to make revisions / alterations, at it's absolute discretion, without any liability whatsoever.



TOWER 2

TIER 2

EMAAR



# DUBAI CREEK HARBOUR

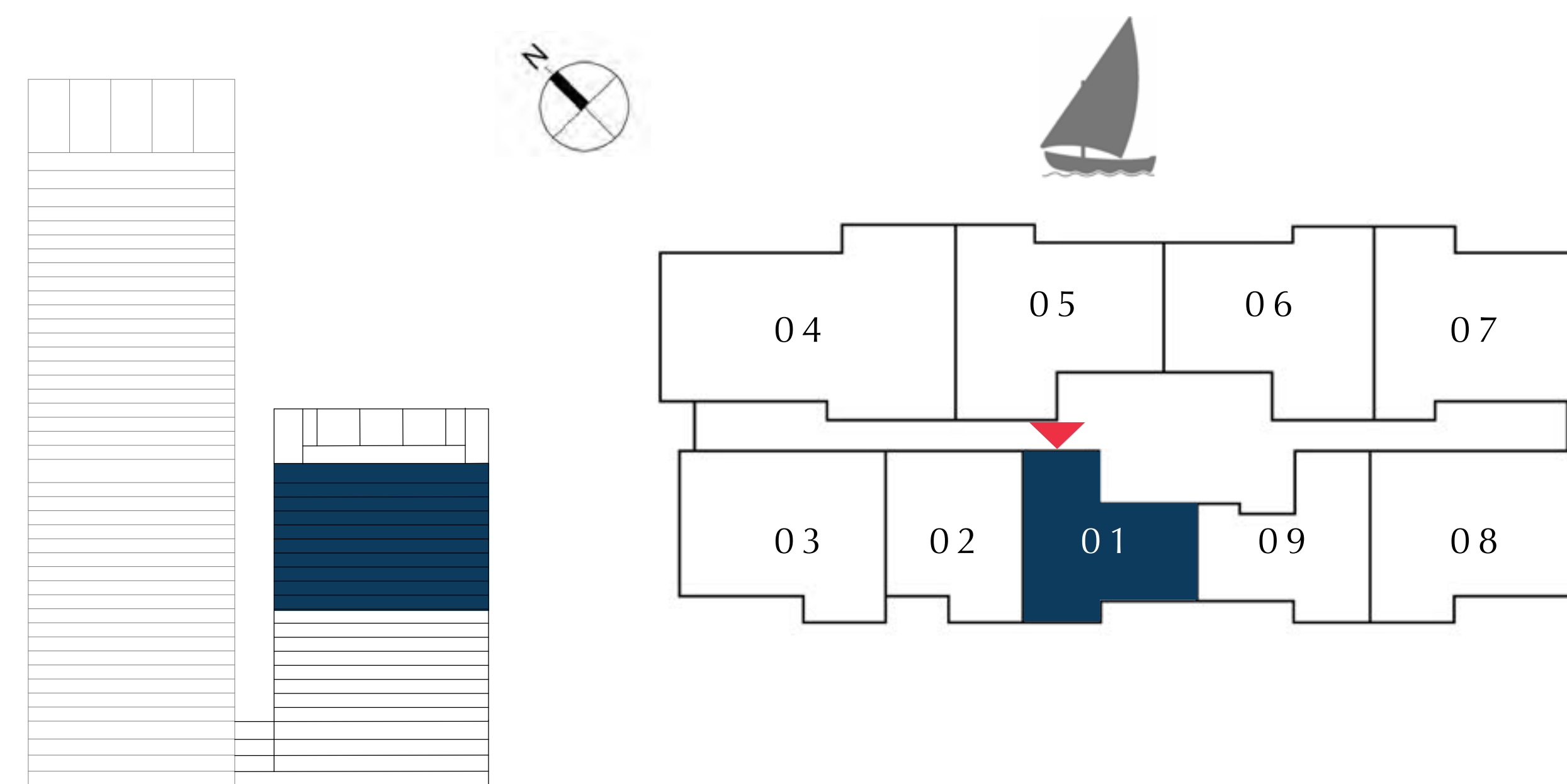
CREEK EDGE

TOWER 2

## 1 BEDROOM

UNIT 01 | LEVEL 10-19

SUITE AREA	708.80 SQ.FT.	65.85 SQ.M.
BALCONY AREA	70.07 SQ.FT.	6.51 SQ.M.
TOTAL AREA	778.87 SQ.FT.	72.36 SQ.M.



FLOOR PLAN 1. All dimensions are in imperial and metric, and measured from finish to finish excluding construction tolerances. 2. All materials, dimensions, and drawings are approximate only. 3. Information is subject to change without notice, at developer's absolute discretion. 4. Actual area may vary from the stated area. 5. Drawings not to scale. 6. All images used are for illustrative purposes only and do not represent the actual size, features, specifications, fittings, and furnishings. 7. The developer reserves the right to make revisions / alterations, at it's absolute discretion, without any liability whatsoever.



# DUBAI CREEK HARBOUR

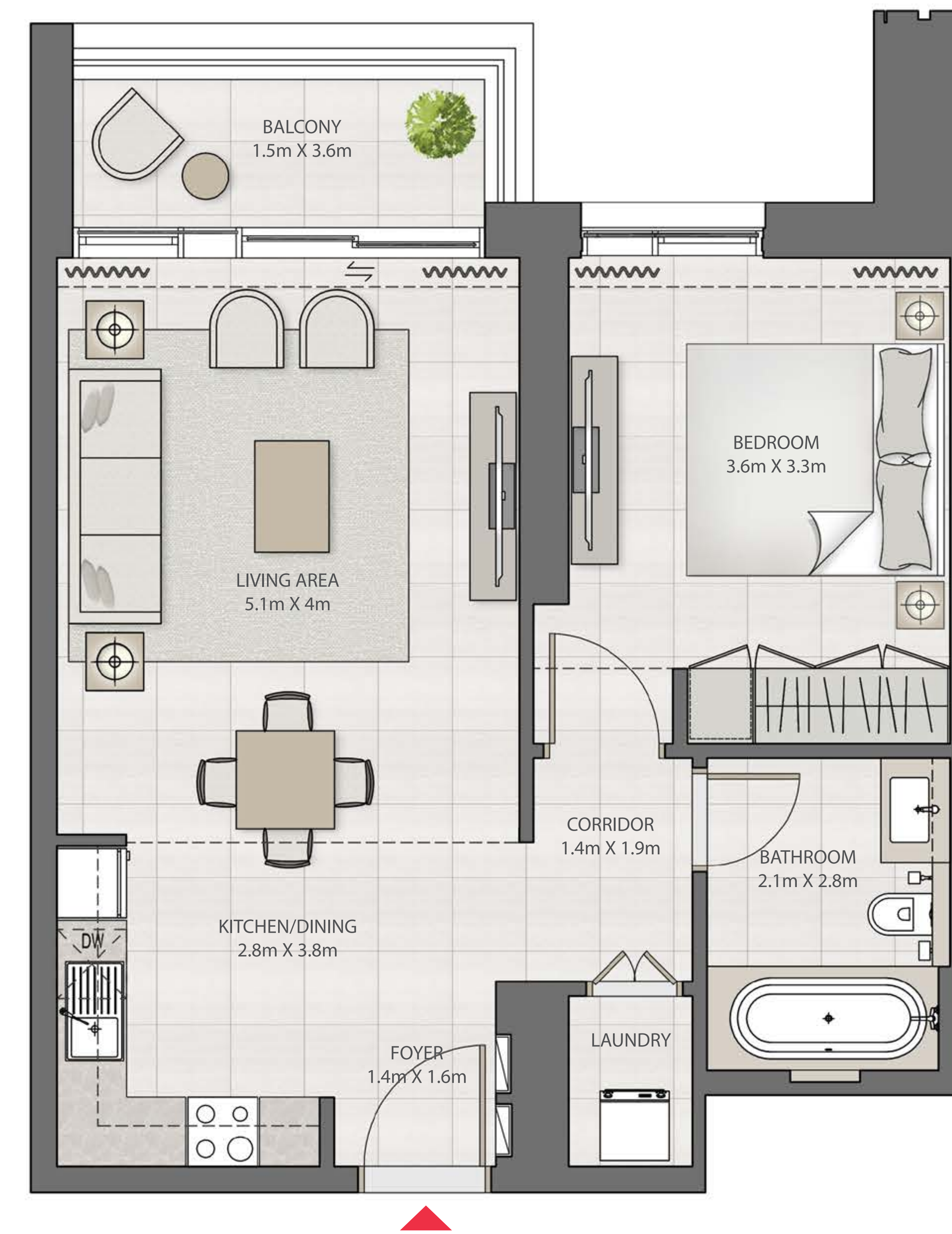
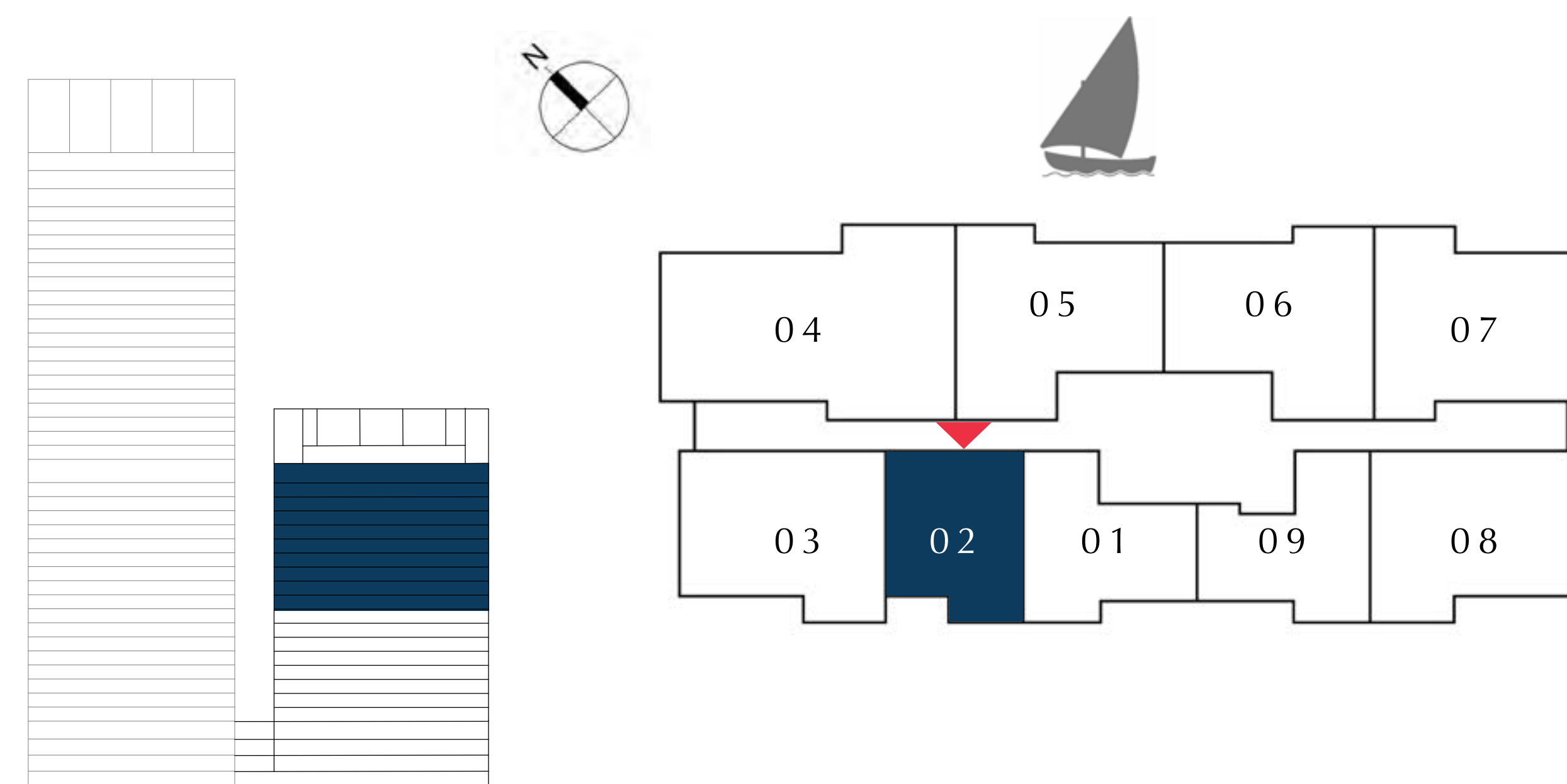
CREEK EDGE

TOWER 2

## 1 BEDROOM

UNIT 02 | LEVEL 10-19

SUITE AREA	675.11 SQ.FT.	62.72 SQ.M.
BALCONY AREA	66.09 SQ.FT.	6.14 SQ.M.
TOTAL AREA	741.20 SQ.FT.	68.86 SQ.M.



FLOOR PLAN 1. All dimensions are in imperial and metric, and measured from finish to finish excluding construction tolerances. 2. All materials, dimensions, and drawings are approximate only. 3. Information is subject to change without notice, at developer's absolute discretion. 4. Actual area may vary from the stated area. 5. Drawings not to scale. 6. All images used are for illustrative purposes only and do not represent the actual size, features, specifications, fittings, and furnishings. 7. The developer reserves the right to make revisions / alterations, at it's absolute discretion, without any liability whatsoever.



# DUBAI CREEK HARBOUR

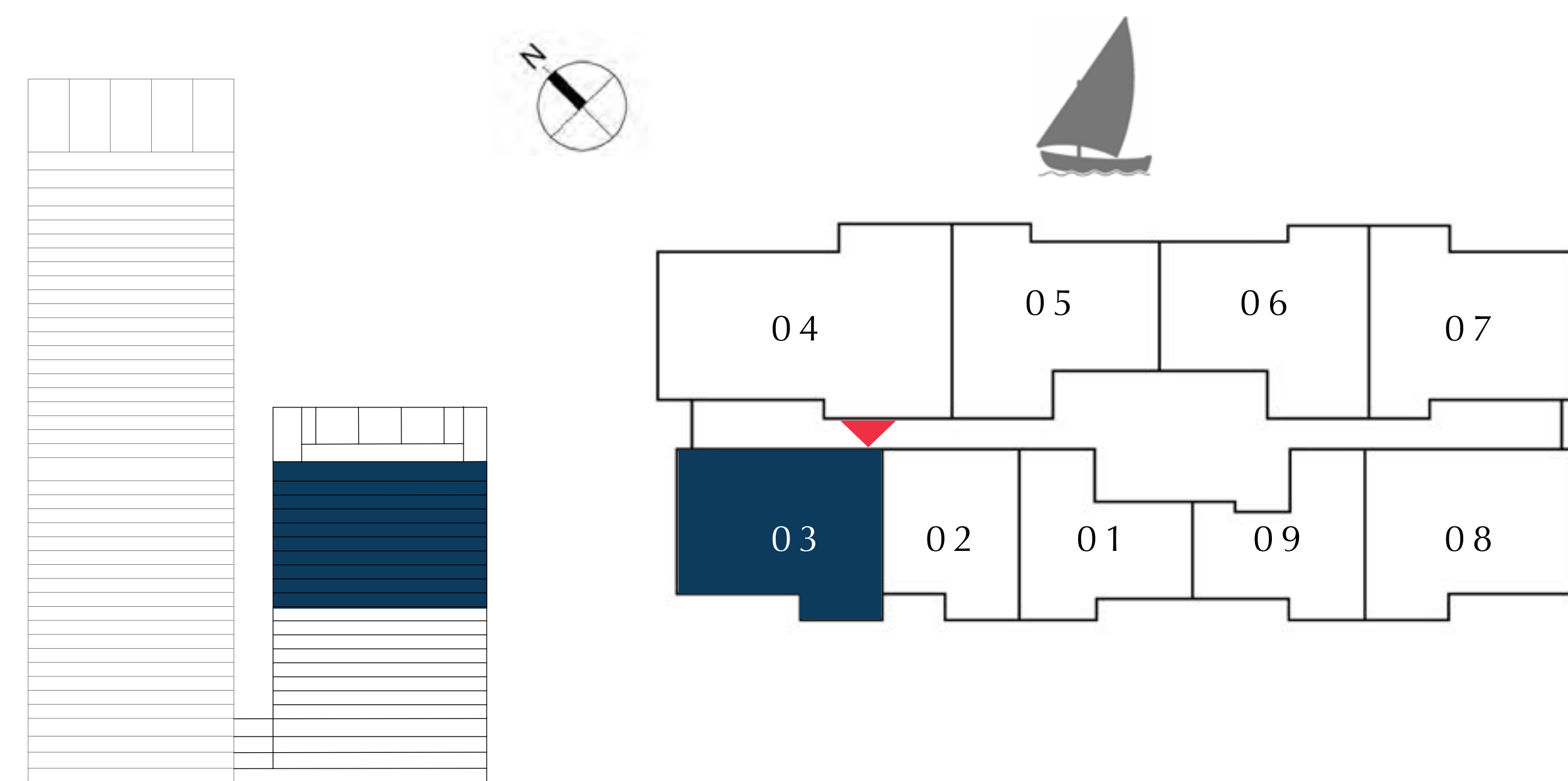
CREEK EDGE

TOWER 2

## 2 BEDROOM

UNIT 03 | LEVEL 10-19

SUITE AREA	997.17 SQ.FT.	92.64 SQ.M.
BALCONY AREA	70.61 SQ.FT.	6.56 SQ.M.
TOTAL AREA	1067.78 SQ.FT.	99.20 SQ.M.



FLOOR PLAN 1. All dimensions are in imperial and metric, and measured from finish to finish excluding construction tolerances. 2. All materials, dimensions, and drawings are approximate only. 3. Information is subject to change without notice, at developer's absolute discretion. 4. Actual area may vary from the stated area. 5. Drawings not to scale. 6. All images used are for illustrative purposes only and do not represent the actual size, features, specifications, fittings, and furnishings. 7. The developer reserves the right to make revisions / alterations, at it's absolute discretion, without any liability whatsoever.



# DUBAI CREEK HARBOUR

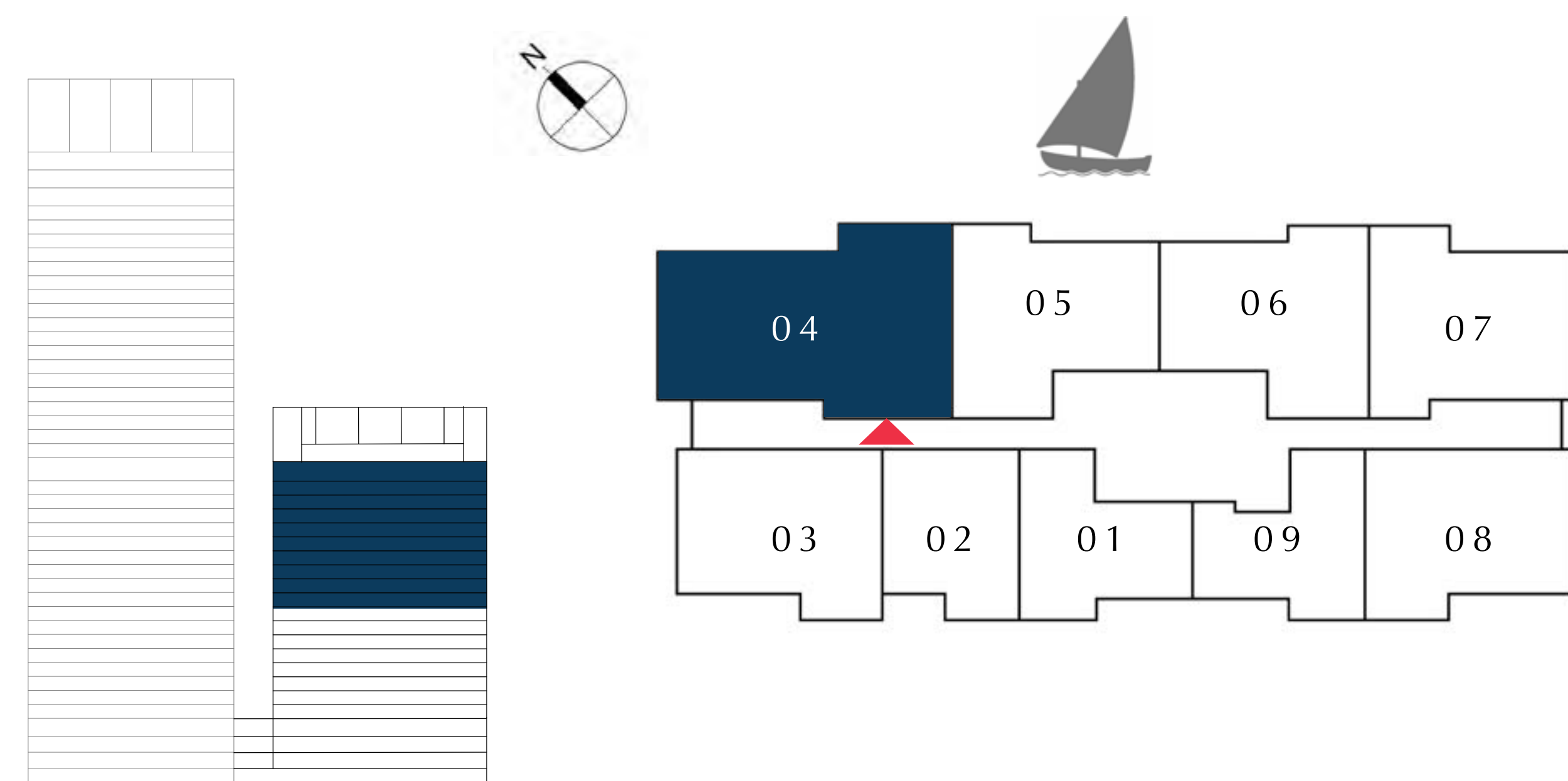
CREEK EDGE

TOWER 2

## 3 BEDROOM

UNIT 04 | LEVEL 10-19

SUITE AREA	1456.03 SQ.FT.	135.27 SQ.M.
BALCONY AREA	96.44 SQ.FT.	8.96 SQ.M.
TOTAL AREA	1552.47 SQ.FT.	144.23 SQ.M.



FLOOR PLAN 1. All dimensions are in imperial and metric, and measured from finish to finish excluding construction tolerances. 2. All materials, dimensions, and drawings are approximate only. 3. Information is subject to change without notice, at developer's absolute discretion. 4. Actual area may vary from the stated area. 5. Drawings not to scale. 6. All images used are for illustrative purposes only and do not represent the actual size, features, specifications, fittings, and furnishings. 7. The developer reserves the right to make revisions / alterations, at it's absolute discretion, without any liability whatsoever.



# DUBAI CREEK HARBOUR

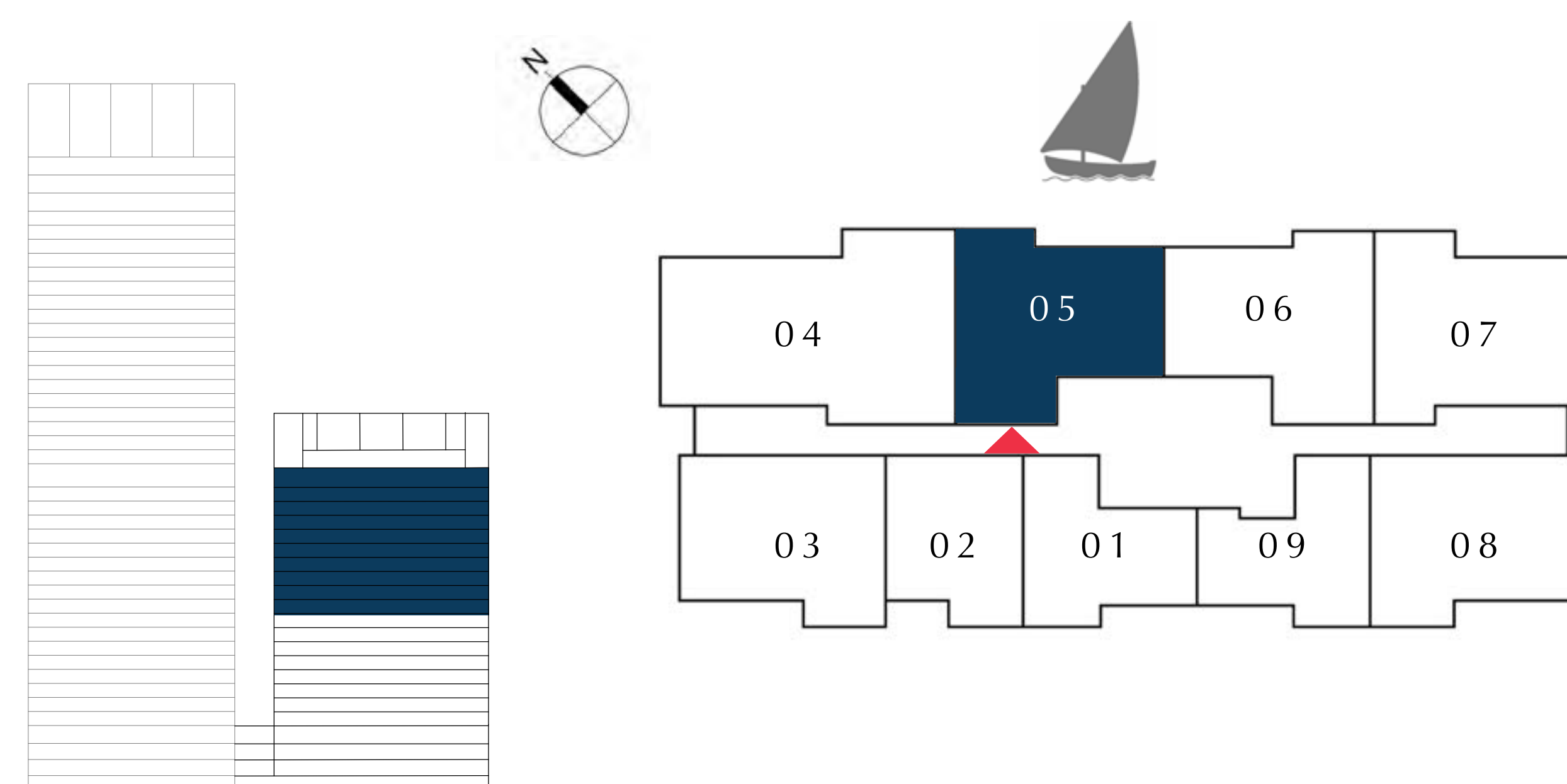
CREEK EDGE

TOWER 2

## 2 BEDROOM

UNIT 05 | LEVEL 10-19

SUITE AREA	1010.19 SQ.FT.	93.85 SQ.M.
BALCONY AREA	62.75 SQ.FT.	5.83 SQ.M.
TOTAL AREA	1072.94 SQ.FT.	99.68 SQ.M.



FLOOR PLAN 1. All dimensions are in imperial and metric, and measured from finish to finish excluding construction tolerances. 2. All materials, dimensions, and drawings are approximate only. 3. Information is subject to change without notice, at developer's absolute discretion. 4. Actual area may vary from the stated area. 5. Drawings not to scale. 6. All images used are for illustrative purposes only and do not represent the actual size, features, specifications, fittings, and furnishings. 7. The developer reserves the right to make revisions / alterations, at it's absolute discretion, without any liability whatsoever.



# DUBAI CREEK HARBOUR

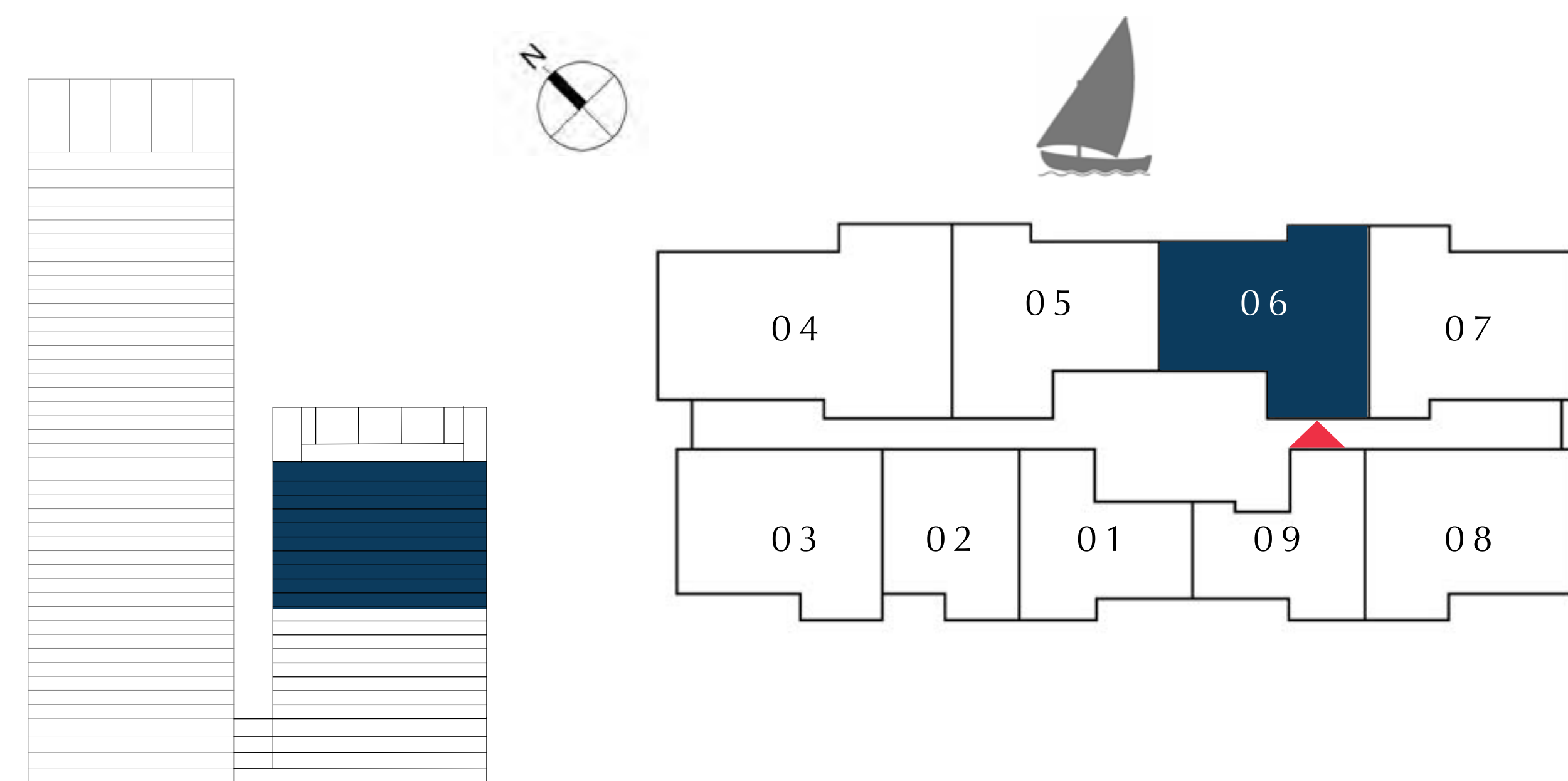
CREEK EDGE

TOWER 2

## 2 BEDROOM

UNIT 06 | LEVEL 10-19

SUITE AREA	1002.23 SQ.FT.	93.11 SQ.M.
BALCONY AREA	75.89 SQ.FT.	7.05 SQ.M.
TOTAL AREA	1078.12 SQ.FT.	100.16 SQ.M.



FLOOR PLAN 1. All dimensions are in imperial and metric, and measured from finish to finish excluding construction tolerances. 2. All materials, dimensions, and drawings are approximate only. 3. Information is subject to change without notice, at developer's absolute discretion. 4. Actual area may vary from the stated area. 5. Drawings not to scale. 6. All images used are for illustrative purposes only and do not represent the actual size, features, specifications, fittings, and furnishings. 7. The developer reserves the right to make revisions / alterations, at it's absolute discretion, without any liability whatsoever.



# DUBAI CREEK HARBOUR

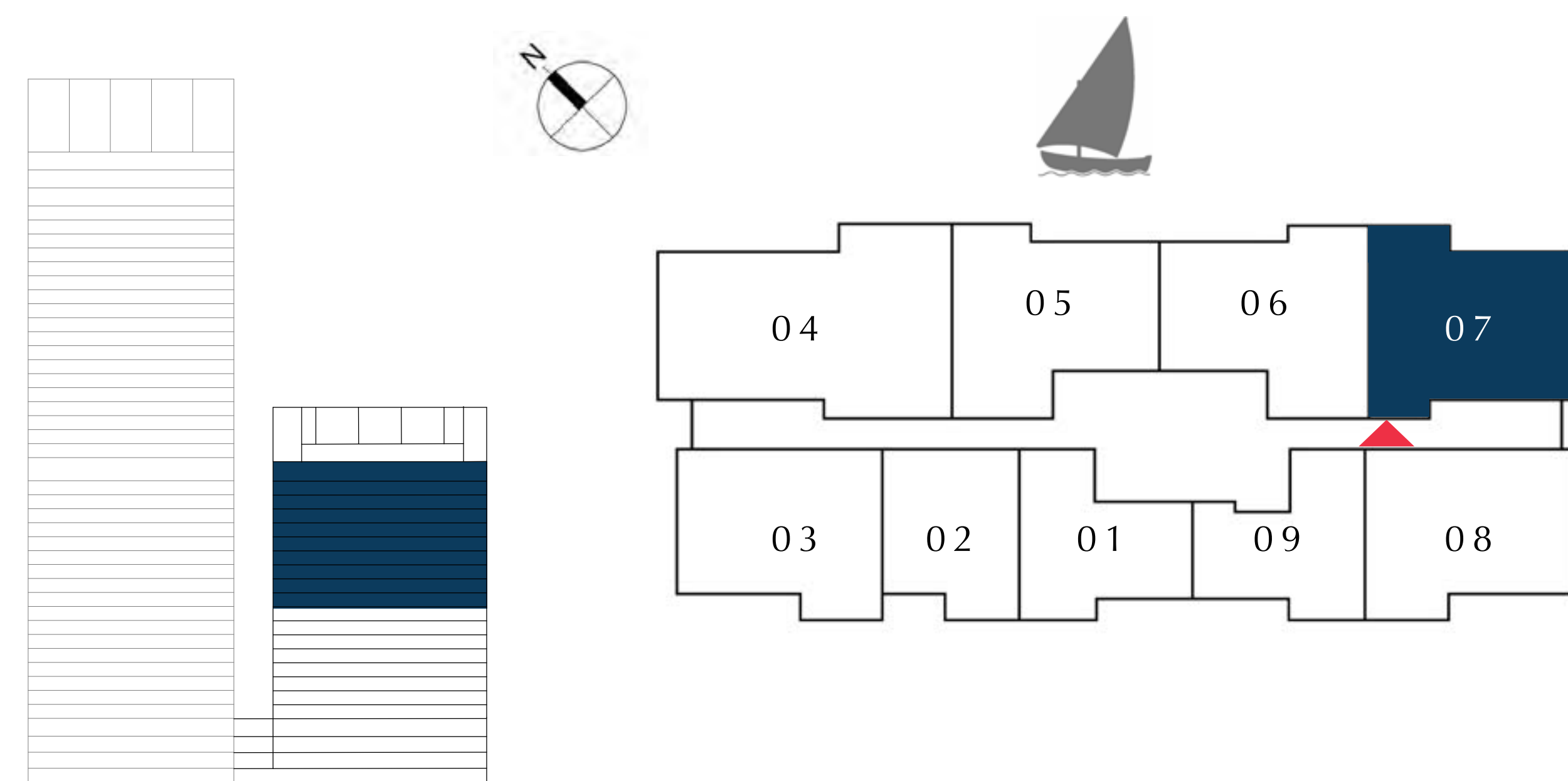
CREEK EDGE

TOWER 2

## 2 BEDROOM

UNIT 07 | LEVEL 10-19

SUITE AREA	1009.87 SQ.FT.	93.82 SQ.M.
BALCONY AREA	58.99 SQ.FT.	5.48 SQ.M.
TOTAL AREA	1068.86 SQ.FT.	99.30 SQ.M.



FLOOR PLAN 1. All dimensions are in imperial and metric, and measured from finish to finish excluding construction tolerances. 2. All materials, dimensions, and drawings are approximate only. 3. Information is subject to change without notice, at developer's absolute discretion. 4. Actual area may vary from the stated area. 5. Drawings not to scale. 6. All images used are for illustrative purposes only and do not represent the actual size, features, specifications, fittings, and furnishings. 7. The developer reserves the right to make revisions / alterations, at it's absolute discretion, without any liability whatsoever.



# DUBAI CREEK HARBOUR

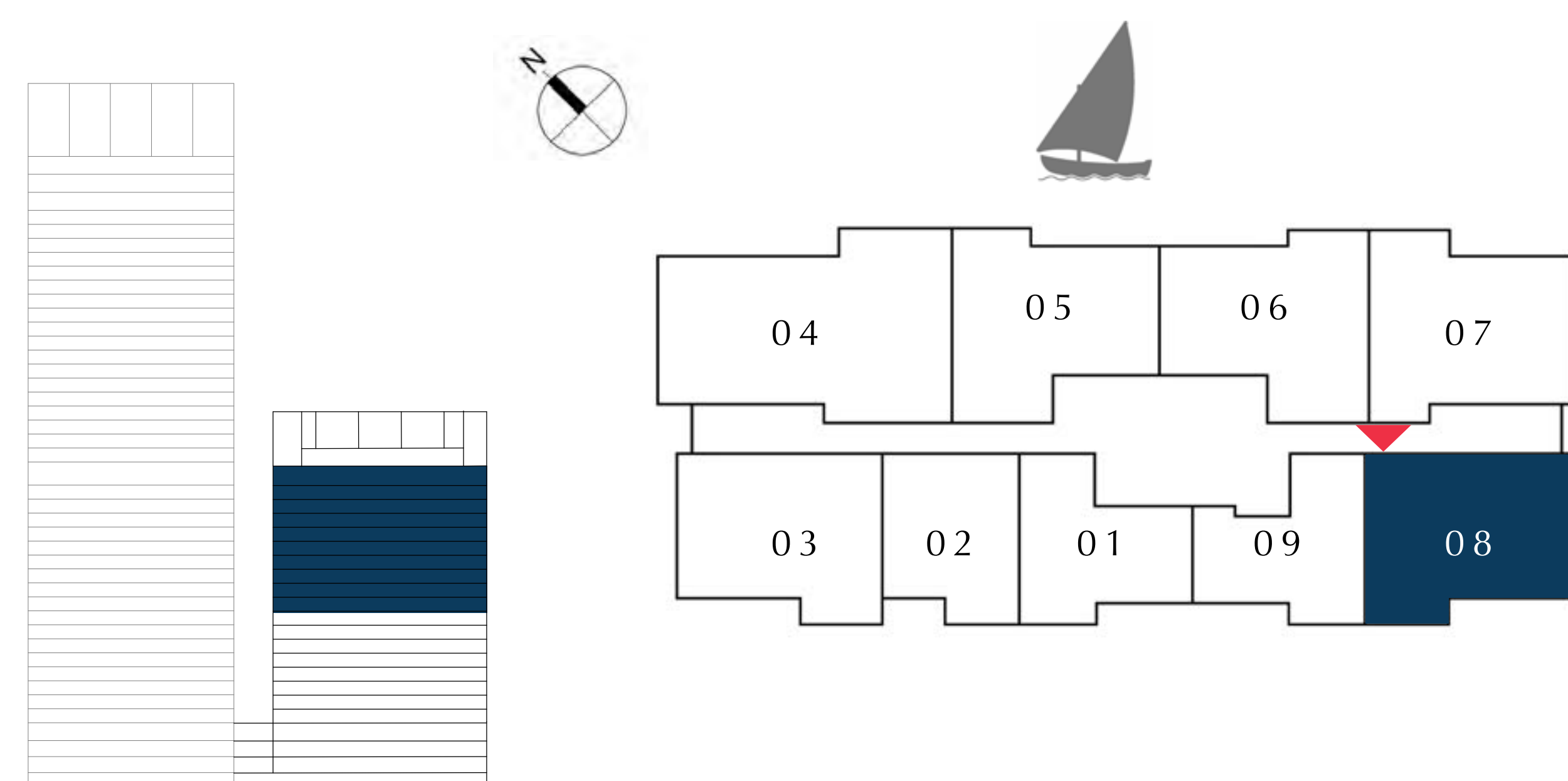
CREEK EDGE

TOWER 2

## 2 BEDROOM

UNIT 08 | LEVEL 10-19

SUITE AREA	997.81 SQ.FT.	92.70 SQ.M.
BALCONY AREA	68.89 SQ.FT.	6.40 SQ.M.
TOTAL AREA	1066.70 SQ.FT.	99.10 SQ.M.



FLOOR PLAN 1. All dimensions are in imperial and metric, and measured from finish to finish excluding construction tolerances. 2. All materials, dimensions, and drawings are approximate only. 3. Information is subject to change without notice, at developer's absolute discretion. 4. Actual area may vary from the stated area. 5. Drawings not to scale. 6. All images used are for illustrative purposes only and do not represent the actual size, features, specifications, fittings, and furnishings. 7. The developer reserves the right to make revisions / alterations, at it's absolute discretion, without any liability whatsoever.



# DUBAI CREEK HARBOUR

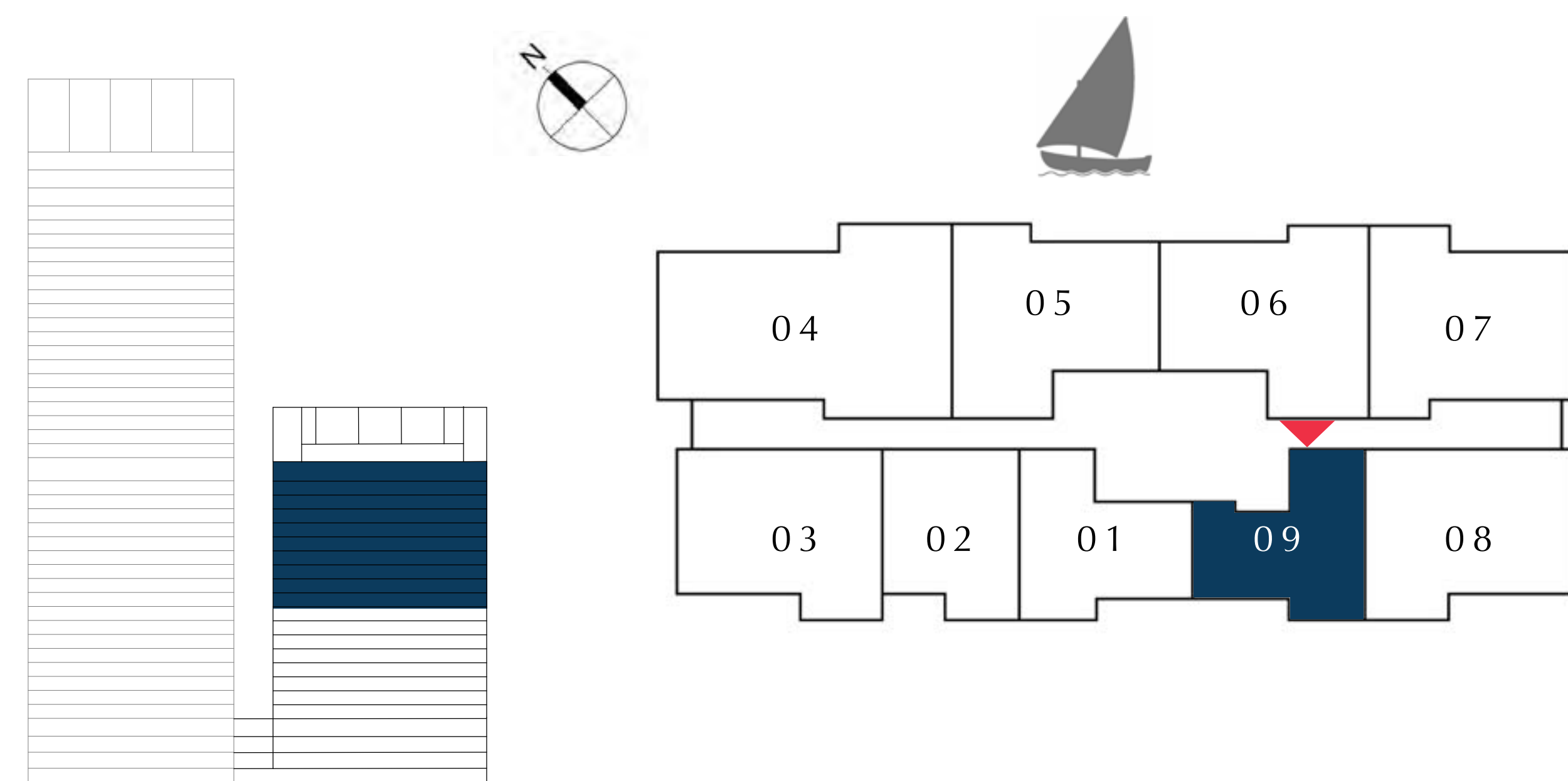
CREEK EDGE

TOWER 2

## 1 BEDROOM

UNIT 09 | LEVEL 10-19

SUITE AREA	695.35 SQ.FT.	64.60 SQ.M.
BALCONY AREA	63.29 SQ.FT.	5.88 SQ.M.
TOTAL AREA	758.64 SQ.FT.	70.48 SQ.M.



FLOOR PLAN 1. All dimensions are in imperial and metric, and measured from finish to finish excluding construction tolerances. 2. All materials, dimensions, and drawings are approximate only. 3. Information is subject to change without notice, at developer's absolute discretion. 4. Actual area may vary from the stated area. 5. Drawings not to scale. 6. All images used are for illustrative purposes only and do not represent the actual size, features, specifications, fittings, and furnishings. 7. The developer reserves the right to make revisions / alterations, at it's absolute discretion, without any liability whatsoever.



TOWER 2

PODIUM 1

EMAAR



# DUBAI CREEK HARBOUR

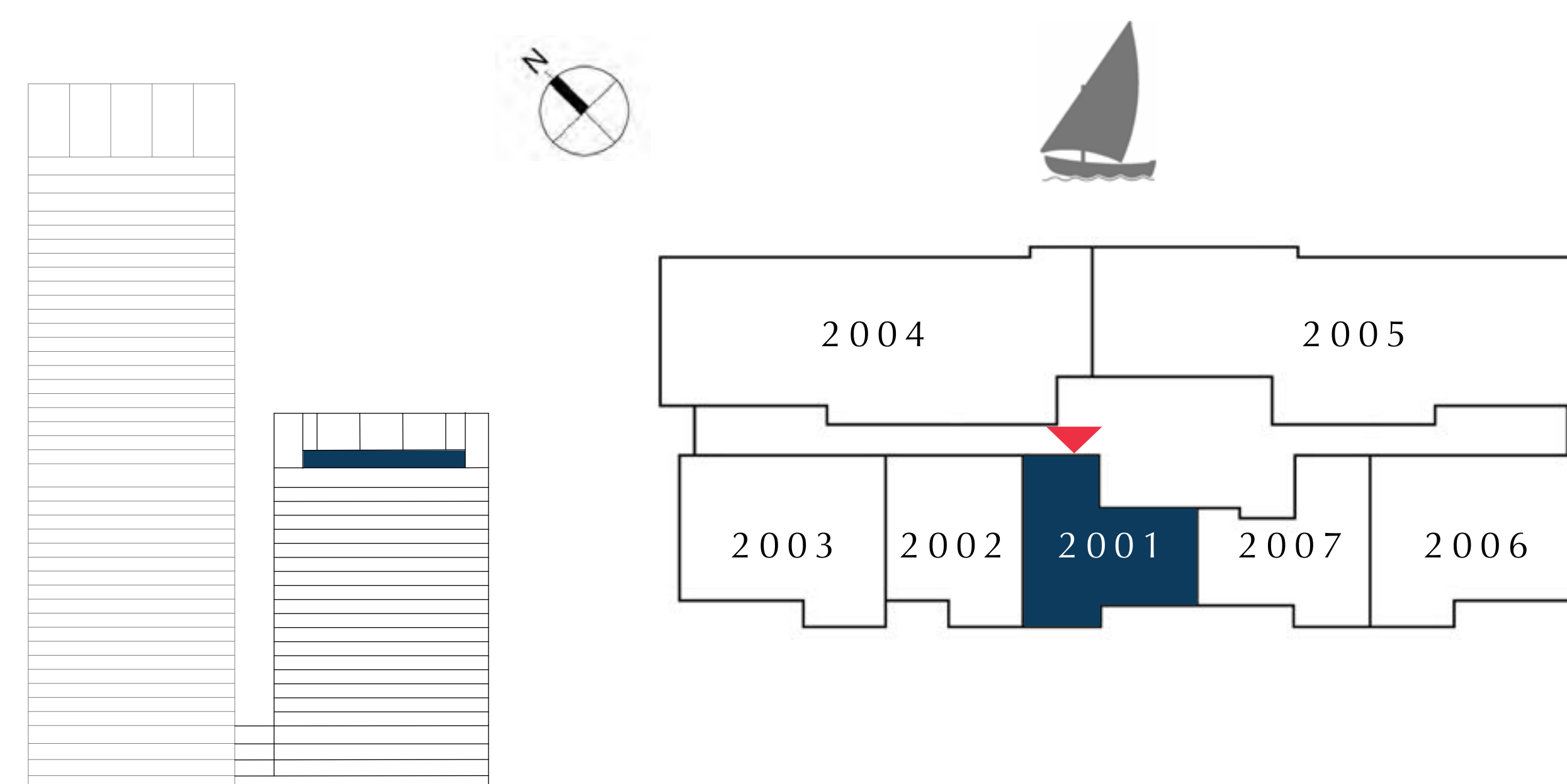
CREEK EDGE

TOWER 2

## 1 BEDROOM

UNIT 2001 | LEVEL 20

SUITE AREA	708.70 SQ.FT.	65.84 SQ.M.
BALCONY AREA	70.07 SQ.FT.	6.51 SQ.M.
TOTAL AREA	778.77 SQ.FT.	72.35 SQ.M.



FLOOR PLAN 1. All dimensions are in imperial and metric, and measured from finish to finish excluding construction tolerances. 2. All materials, dimensions, and drawings are approximate only. 3. Information is subject to change without notice, at developer's absolute discretion. 4. Actual area may vary from the stated area. 5. Drawings not to scale. 6. All images used are for illustrative purposes only and do not represent the actual size, features, specifications, fittings, and furnishings. 7. The developer reserves the right to make revisions / alterations, at it's absolute discretion, without any liability whatsoever.



# DUBAI CREEK HARBOUR

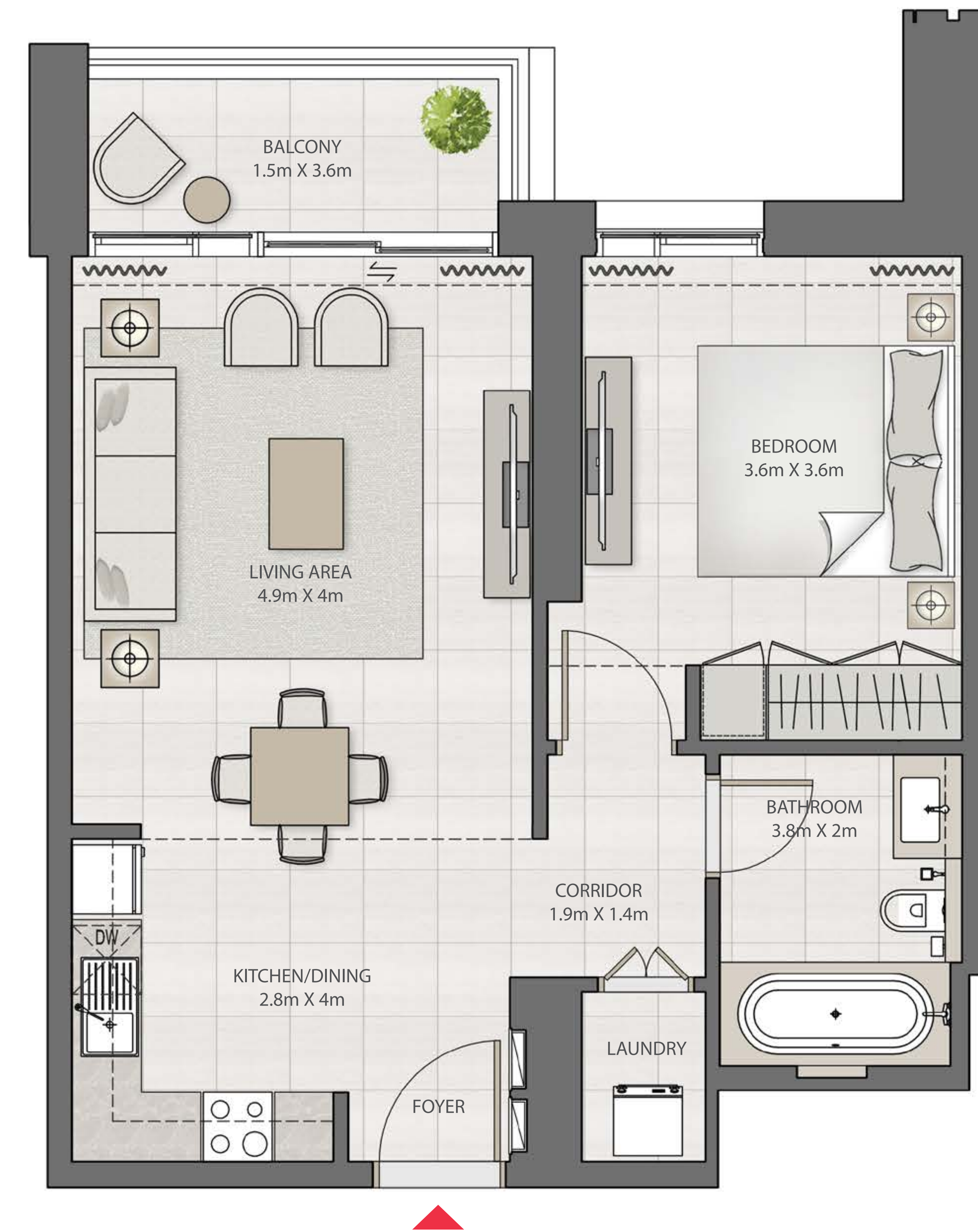
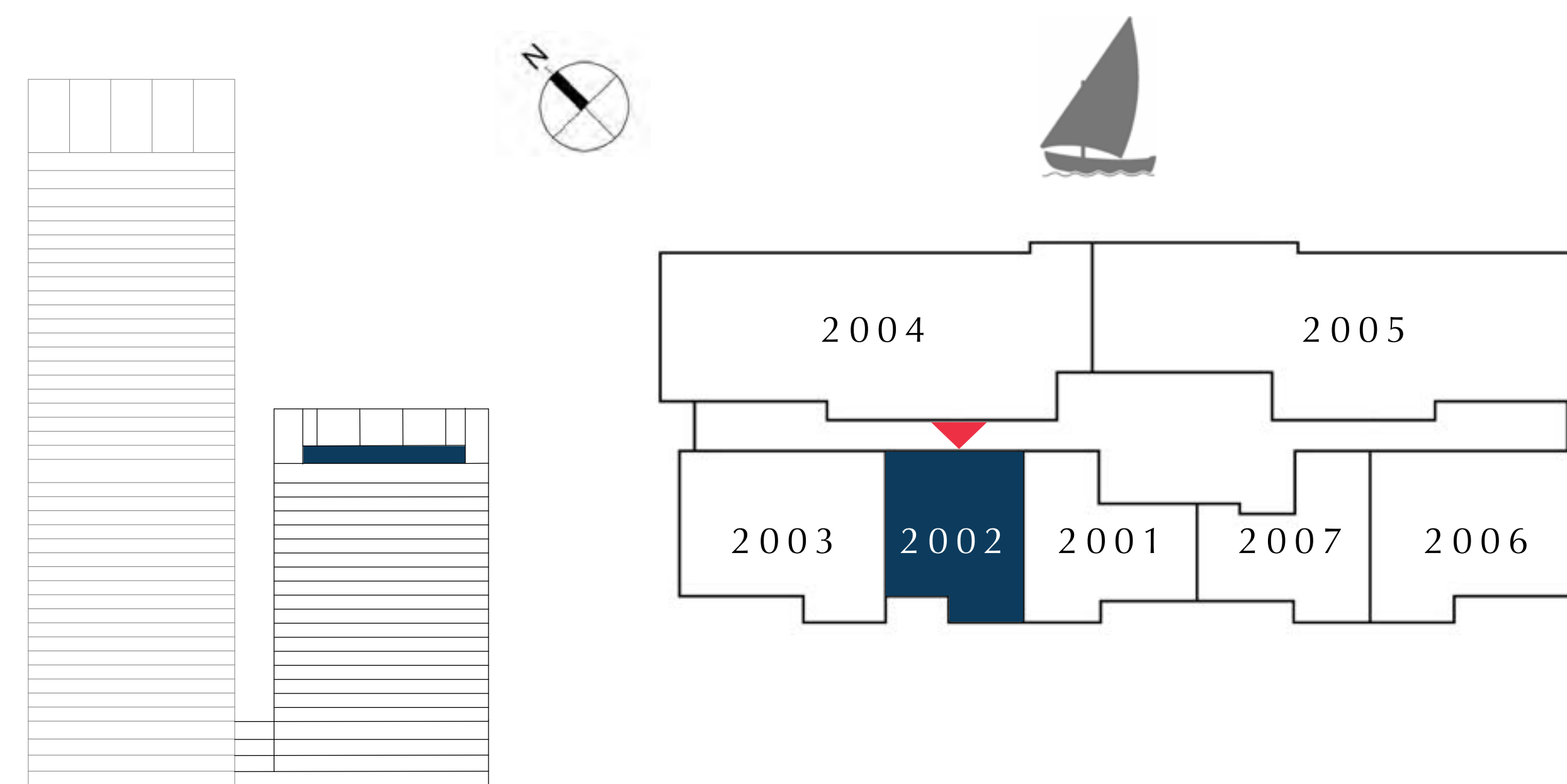
CREEK EDGE

TOWER 2

## 1 BEDROOM

UNIT 2002 | LEVEL 20

SUITE AREA	675.11 SQ.FT.	62.72 SQ.M.
BALCONY AREA	66.09 SQ.FT.	6.14 SQ.M.
TOTAL AREA	741.20 SQ.FT.	68.86 SQ.M.



FLOOR PLAN 1. All dimensions are in imperial and metric, and measured from finish to finish excluding construction tolerances. 2. All materials, dimensions, and drawings are approximate only. 3. Information is subject to change without notice, at developer's absolute discretion. 4. Actual area may vary from the stated area. 5. Drawings not to scale. 6. All images used are for illustrative purposes only and do not represent the actual size, features, specifications, fittings, and furnishings. 7. The developer reserves the right to make revisions / alterations, at it's absolute discretion, without any liability whatsoever.



# DUBAI CREEK HARBOUR

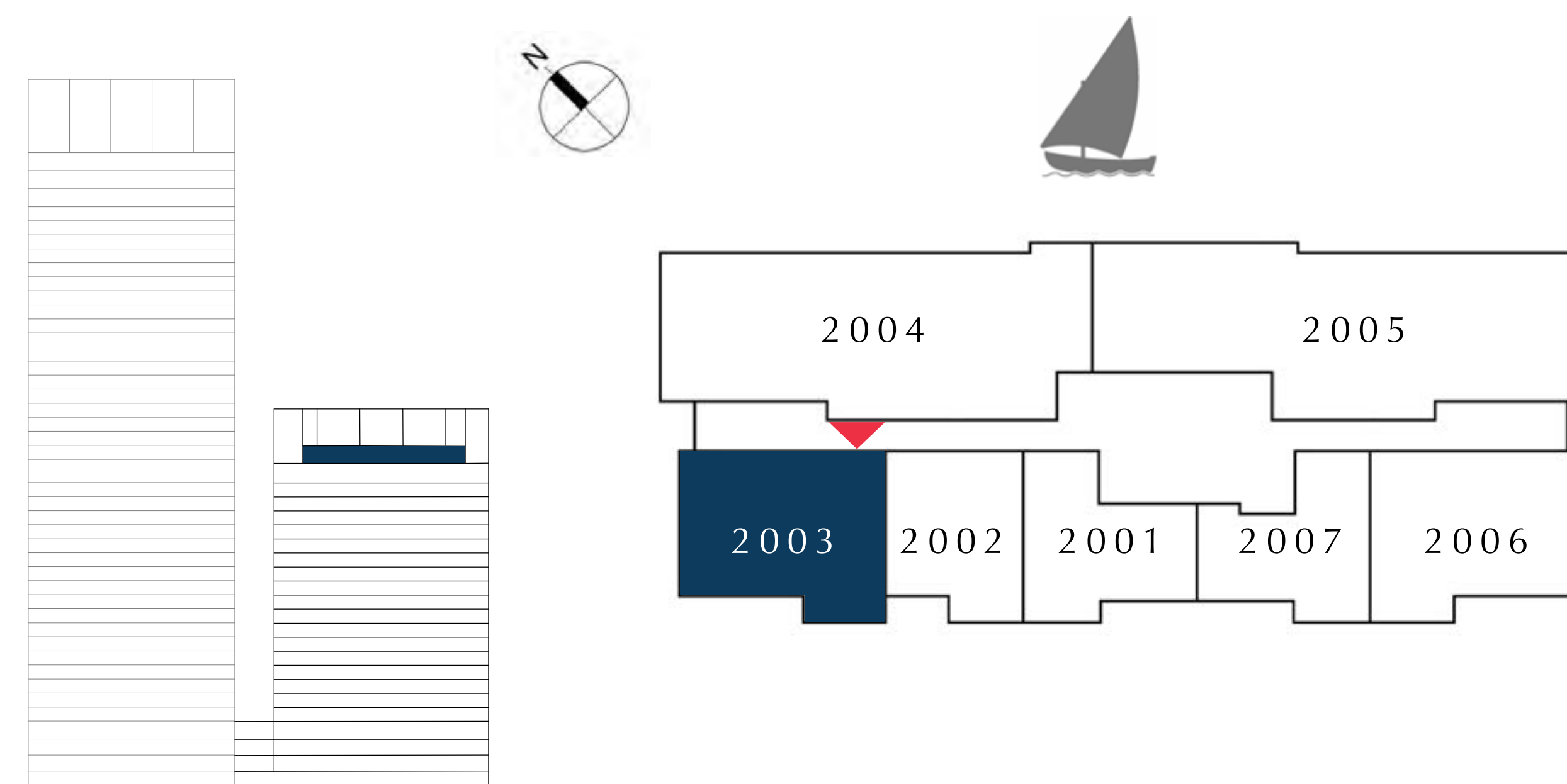
CREEK EDGE

TOWER 2

## 2 BEDROOM

UNIT 2003 | LEVEL 20

SUITE AREA	997.17 SQ.FT.	92.64 SQ.M.
BALCONY AREA	70.61 SQ.FT.	6.56 SQ.M.
TOTAL AREA	1067.78 SQ.FT.	99.20 SQ.M.



FLOOR PLAN 1. All dimensions are in imperial and metric, and measured from finish to finish excluding construction tolerances. 2. All materials, dimensions, and drawings are approximate only. 3. Information is subject to change without notice, at developer's absolute discretion. 4. Actual area may vary from the stated area. 5. Drawings not to scale. 6. All images used are for illustrative purposes only and do not represent the actual size, features, specifications, fittings, and furnishings. 7. The developer reserves the right to make revisions / alterations, at it's absolute discretion, without any liability whatsoever.



# DUBAI CREEK HARBOUR

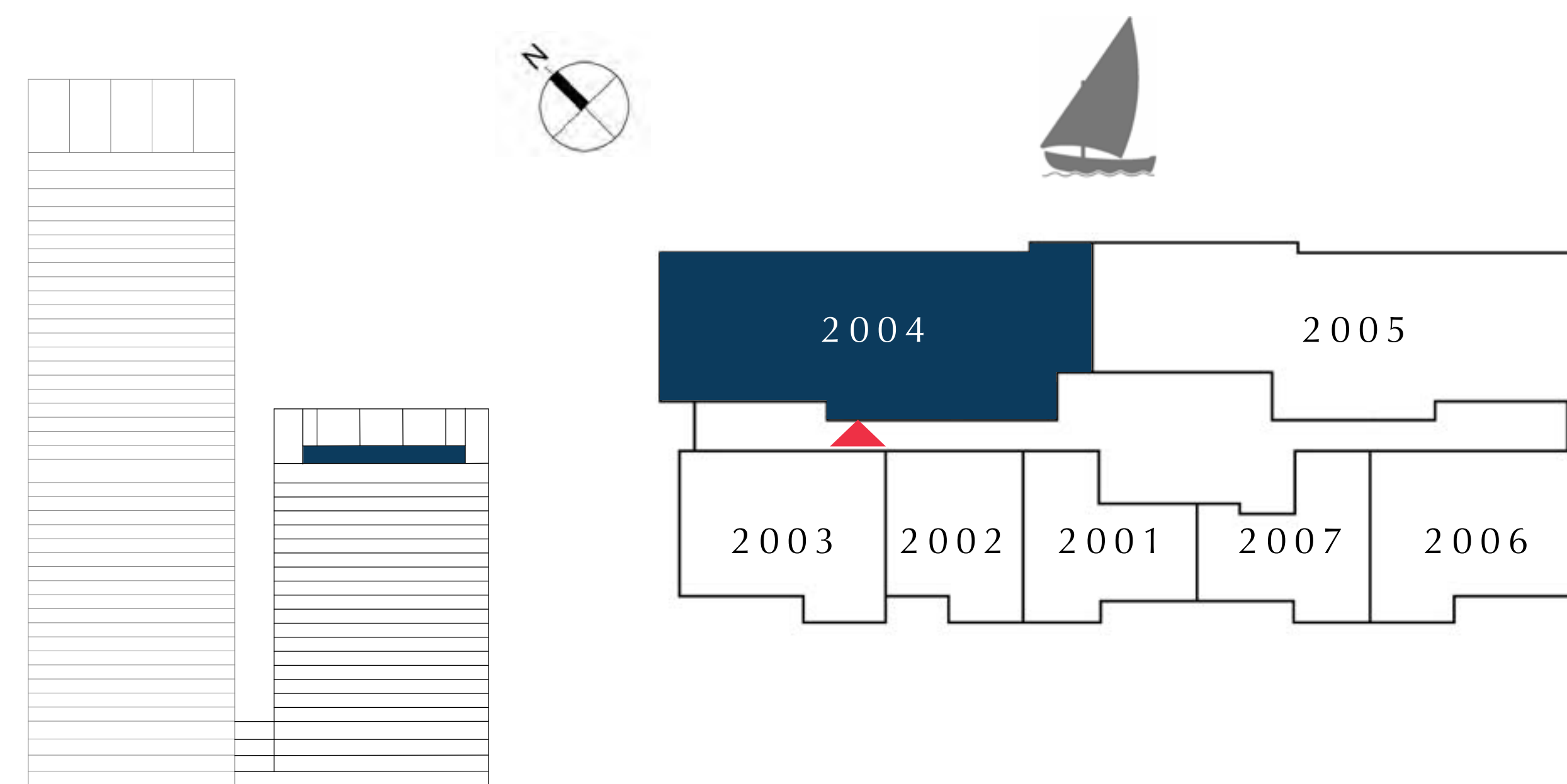
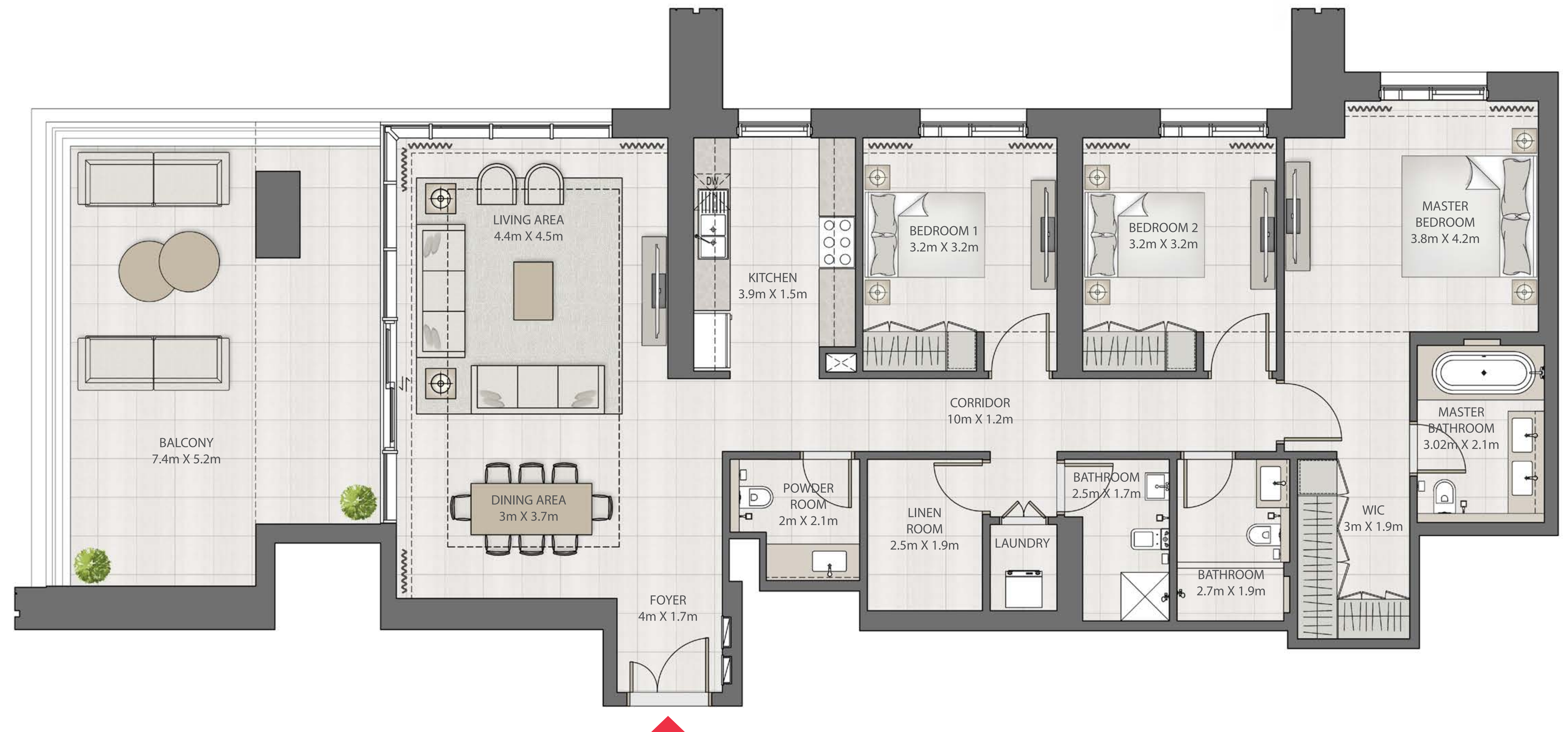
CREEK EDGE

TOWER 2

## 3 BEDROOM

UNIT 2004 | LEVEL 20

SUITE AREA	1691.01 SQ.FT.	157.10 SQ.M.
BALCONY AREA	446.92 SQ.FT.	41.52 SQ.M.
TOTAL AREA	2137.93 SQ.FT.	198.62 SQ.M.



FLOOR PLAN 1. All dimensions are in imperial and metric, and measured from finish to finish excluding construction tolerances. 2. All materials, dimensions, and drawings are approximate only. 3. Information is subject to change without notice, at developer's absolute discretion. 4. Actual area may vary from the stated area. 5. Drawings not to scale. 6. All images used are for illustrative purposes only and do not represent the actual size, features, specifications, fittings, and furnishings. 7. The developer reserves the right to make revisions / alterations, at it's absolute discretion, without any liability whatsoever.



# DUBAI CREEK HARBOUR

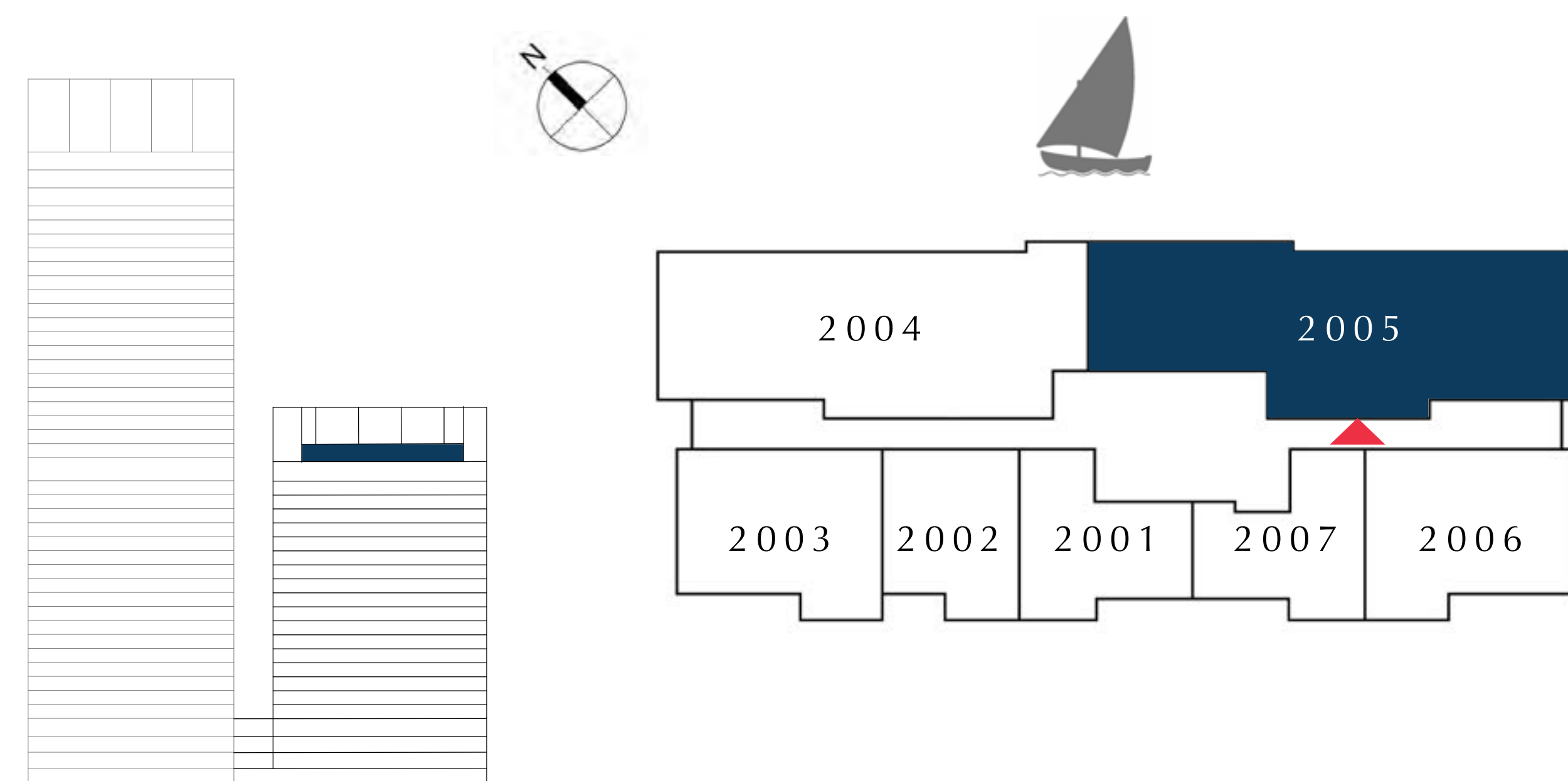
CREEK EDGE

TOWER 2

## 3 BEDROOM

UNIT 2005 | LEVEL 20

SUITE AREA	1757.53 SQ.FT.	163.28 SQ.M.
BALCONY AREA	556.49 SQ.FT.	51.70 SQ.M.
TOTAL AREA	2314.02 SQ.FT.	214.98 SQ.M.



FLOOR PLAN 1. All dimensions are in imperial and metric, and measured from finish to finish excluding construction tolerances. 2. All materials, dimensions, and drawings are approximate only. 3. Information is subject to change without notice, at developer's absolute discretion. 4. Actual area may vary from the stated area. 5. Drawings not to scale. 6. All images used are for illustrative purposes only and do not represent the actual size, features, specifications, fittings, and furnishings. 7. The developer reserves the right to make revisions / alterations, at it's absolute discretion, without any liability whatsoever.



# DUBAI CREEK HARBOUR

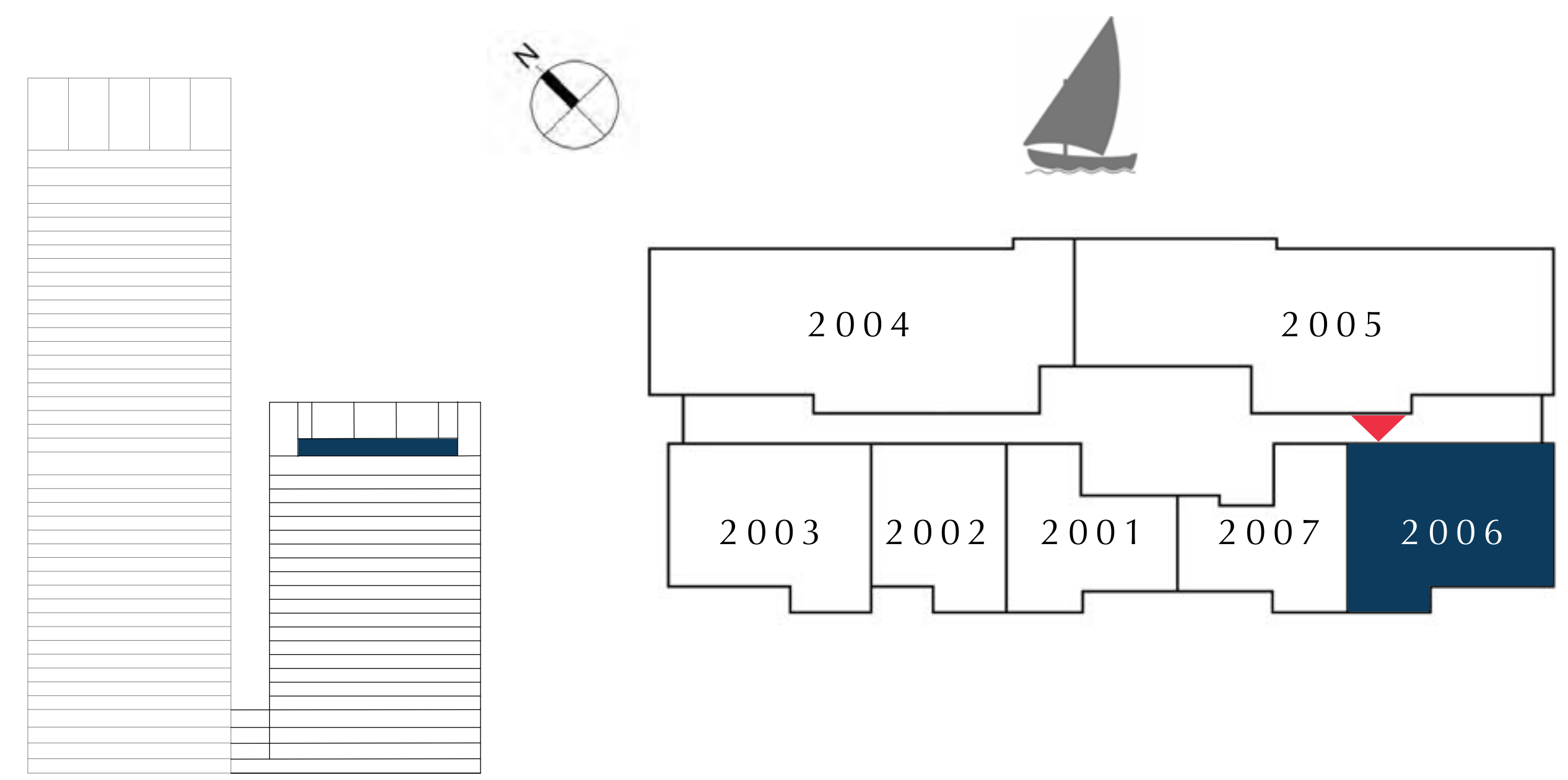
CREEK EDGE

TOWER 2

## 2 BEDROOM

UNIT 2006 | LEVEL 20

SUITE AREA	999.11 SQ.FT.	92.82 SQ.M.
BALCONY AREA	68.89 SQ.FT.	6.40 SQ.M.
TOTAL AREA	1068.00 SQ.FT.	99.22 SQ.M.



FLOOR PLAN 1. All dimensions are in imperial and metric, and measured from finish to finish excluding construction tolerances. 2. All materials, dimensions, and drawings are approximate only. 3. Information is subject to change without notice, at developer's absolute discretion. 4. Actual area may vary from the stated area. 5. Drawings not to scale. 6. All images used are for illustrative purposes only and do not represent the actual size, features, specifications, fittings, and furnishings. 7. The developer reserves the right to make revisions / alterations, at it's absolute discretion, without any liability whatsoever.



# DUBAI CREEK HARBOUR

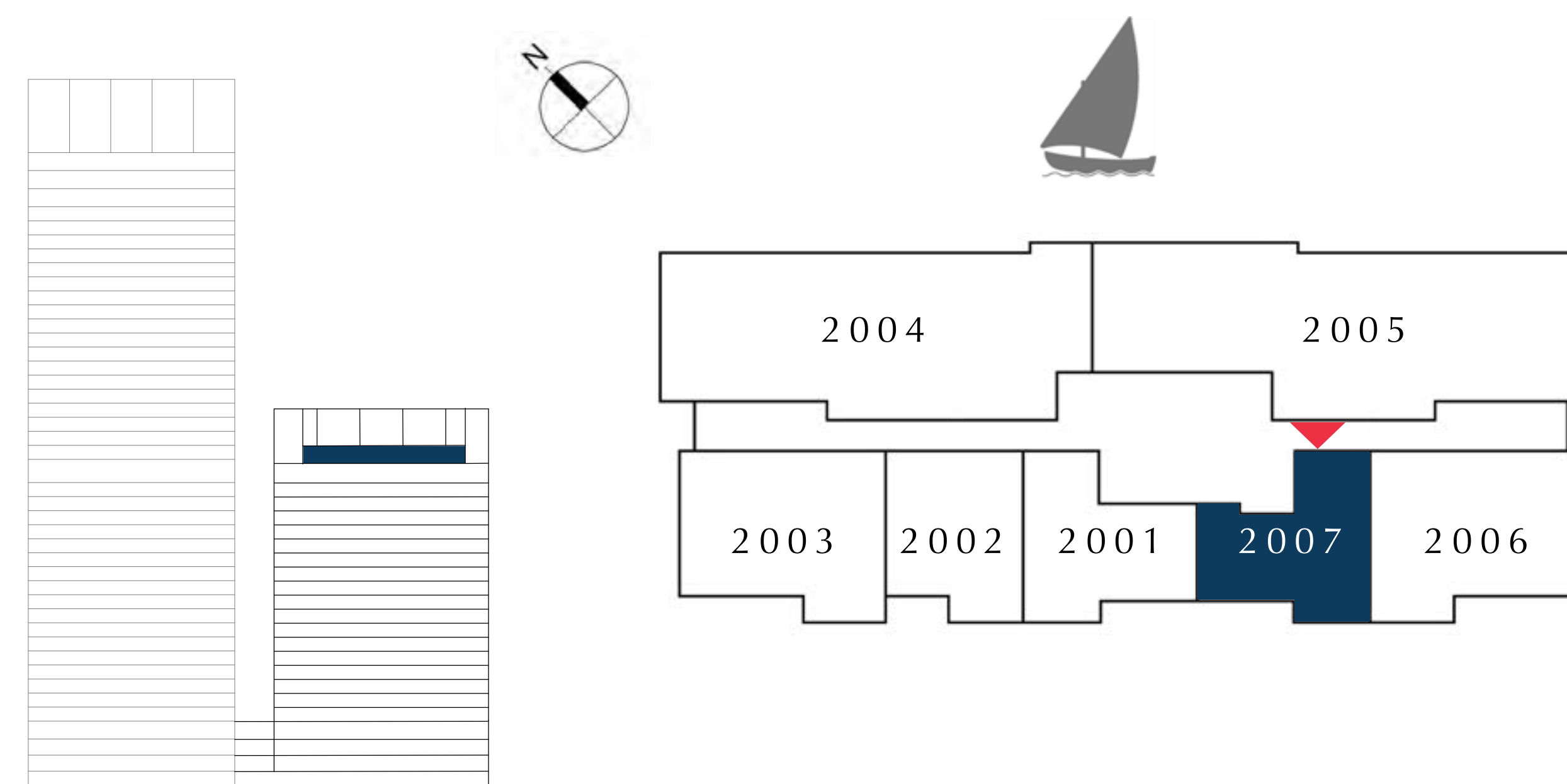
CREEK EDGE

TOWER 2

## 1 BEDROOM

UNIT 2007 | LEVEL 20

SUITE AREA	693.95 SQ.FT.	64.47 SQ.M.
BALCONY AREA	63.29 SQ.FT.	5.88 SQ.M.
TOTAL AREA	757.24 SQ.FT.	70.35 SQ.M.



FLOOR PLAN 1. All dimensions are in imperial and metric, and measured from finish to finish excluding construction tolerances. 2. All materials, dimensions, and drawings are approximate only. 3. Information is subject to change without notice, at developer's absolute discretion. 4. Actual area may vary from the stated area. 5. Drawings not to scale. 6. All images used are for illustrative purposes only and do not represent the actual size, features, specifications, fittings, and furnishings. 7. The developer reserves the right to make revisions / alterations, at it's absolute discretion, without any liability whatsoever.



TOWNHOUSES

SIMPLEX

EMAAR



# DUBAI CREEK HARBOUR

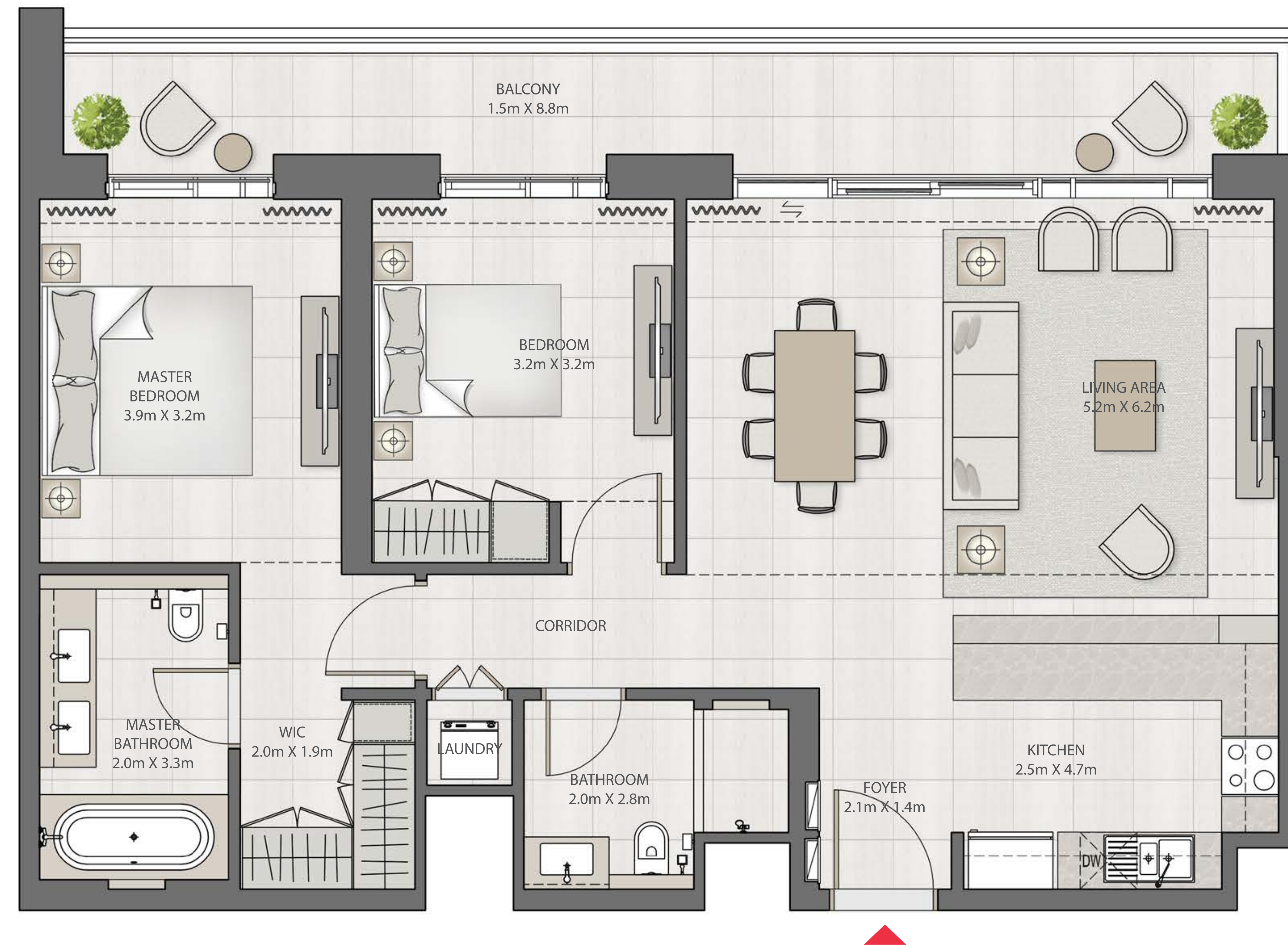
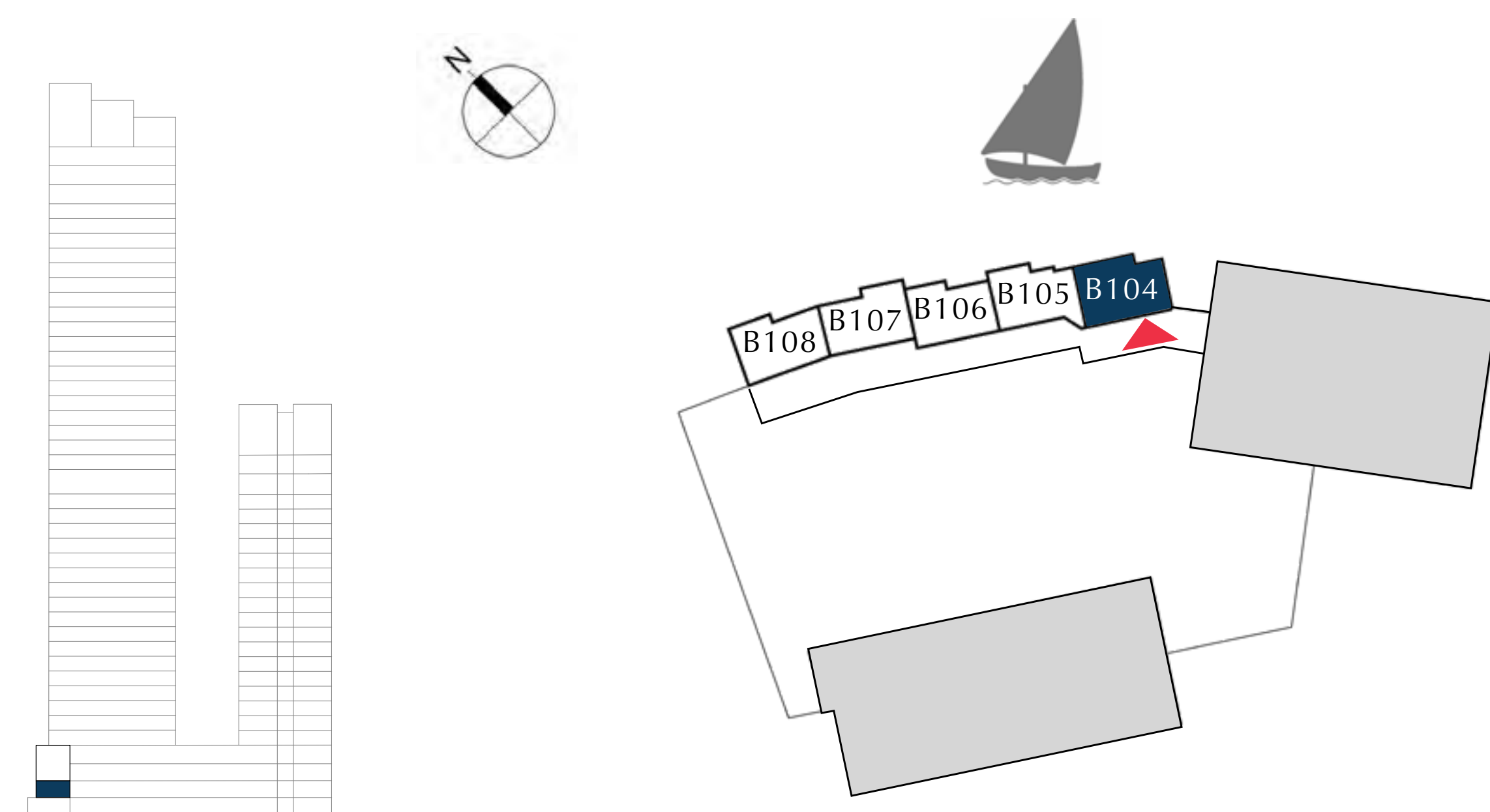
CREEK EDGE

TOWNHOUSES

## 2 BEDROOM

UNIT B104 | LOWER GROUND

SUITE AREA	1068.64 SQ.FT.	99.28 SQ.M.
BALCONY AREA	221.31 SQ.FT.	20.56 SQ.M.
TOTAL AREA	1289.95 SQ.FT.	119.84 SQ.M.



FLOOR PLAN 1. All dimensions are in imperial and metric, and measured from finish to finish excluding construction tolerances. 2. All materials, dimensions, and drawings are approximate only. 3. Information is subject to change without notice, at developer's absolute discretion. 4. Actual area may vary from the stated area. 5. Drawings not to scale. 6. All images used are for illustrative purposes only and do not represent the actual size, features, specifications, fittings, and furnishings. 7. The developer reserves the right to make revisions / alterations, at it's absolute discretion, without any liability whatsoever.



# DUBAI CREEK HARBOUR

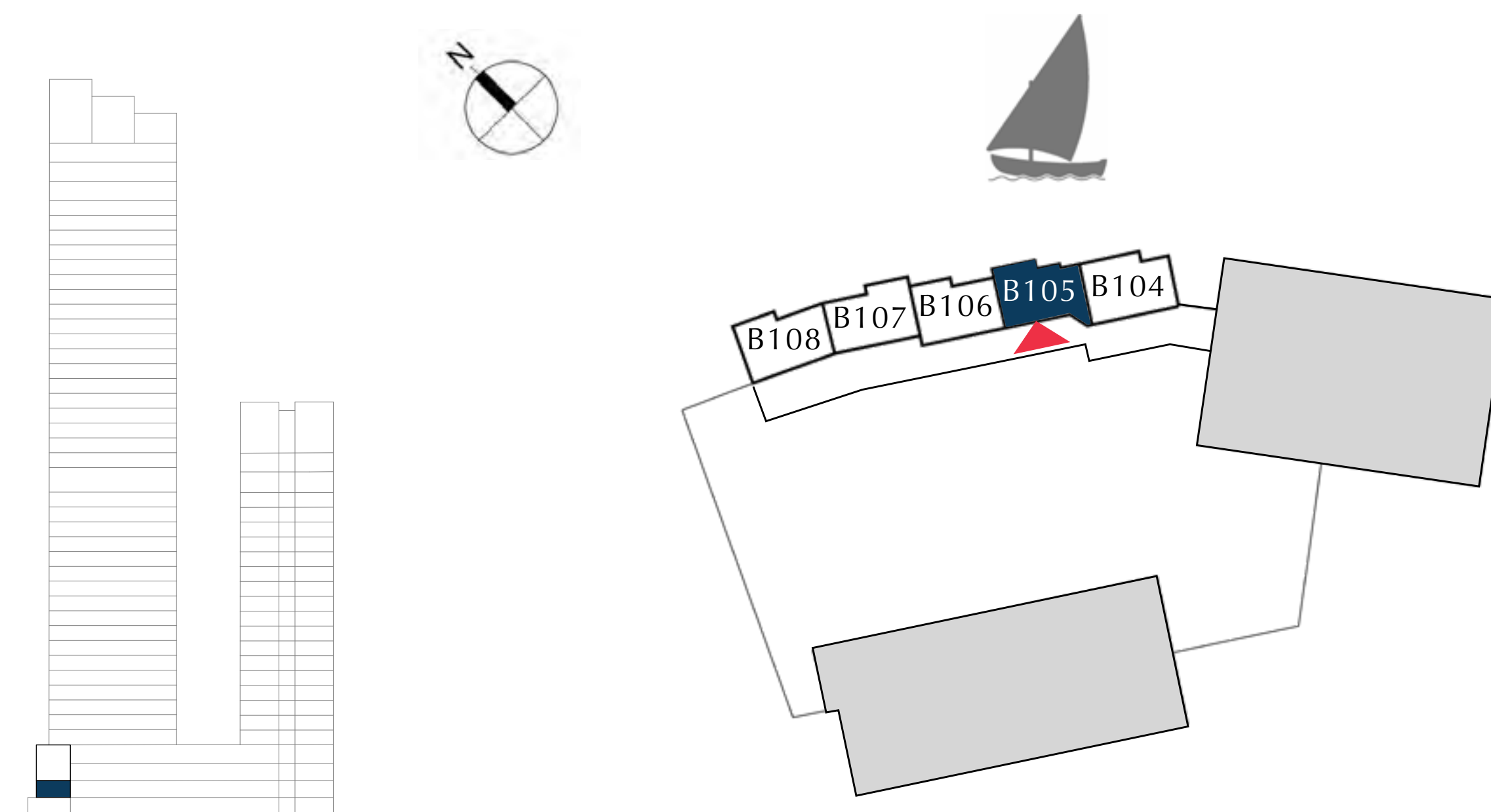
CREEK EDGE

TOWNHOUSES

## 2 BEDROOM

UNIT B105 | LOWER GROUND

SUITE AREA	1054.11 SQ.FT.	97.93 SQ.M.
BALCONY AREA	108.39 SQ.FT.	10.07 SQ.M.
TOTAL AREA	1162.50 SQ.FT.	108.00 SQ.M.



FLOOR PLAN 1. All dimensions are in imperial and metric, and measured from finish to finish excluding construction tolerances. 2. All materials, dimensions, and drawings are approximate only. 3. Information is subject to change without notice, at developer's absolute discretion. 4. Actual area may vary from the stated area. 5. Drawings not to scale. 6. All images used are for illustrative purposes only and do not represent the actual size, features, specifications, fittings, and furnishings. 7. The developer reserves the right to make revisions / alterations, at it's absolute discretion, without any liability whatsoever.



# DUBAI CREEK HARBOUR

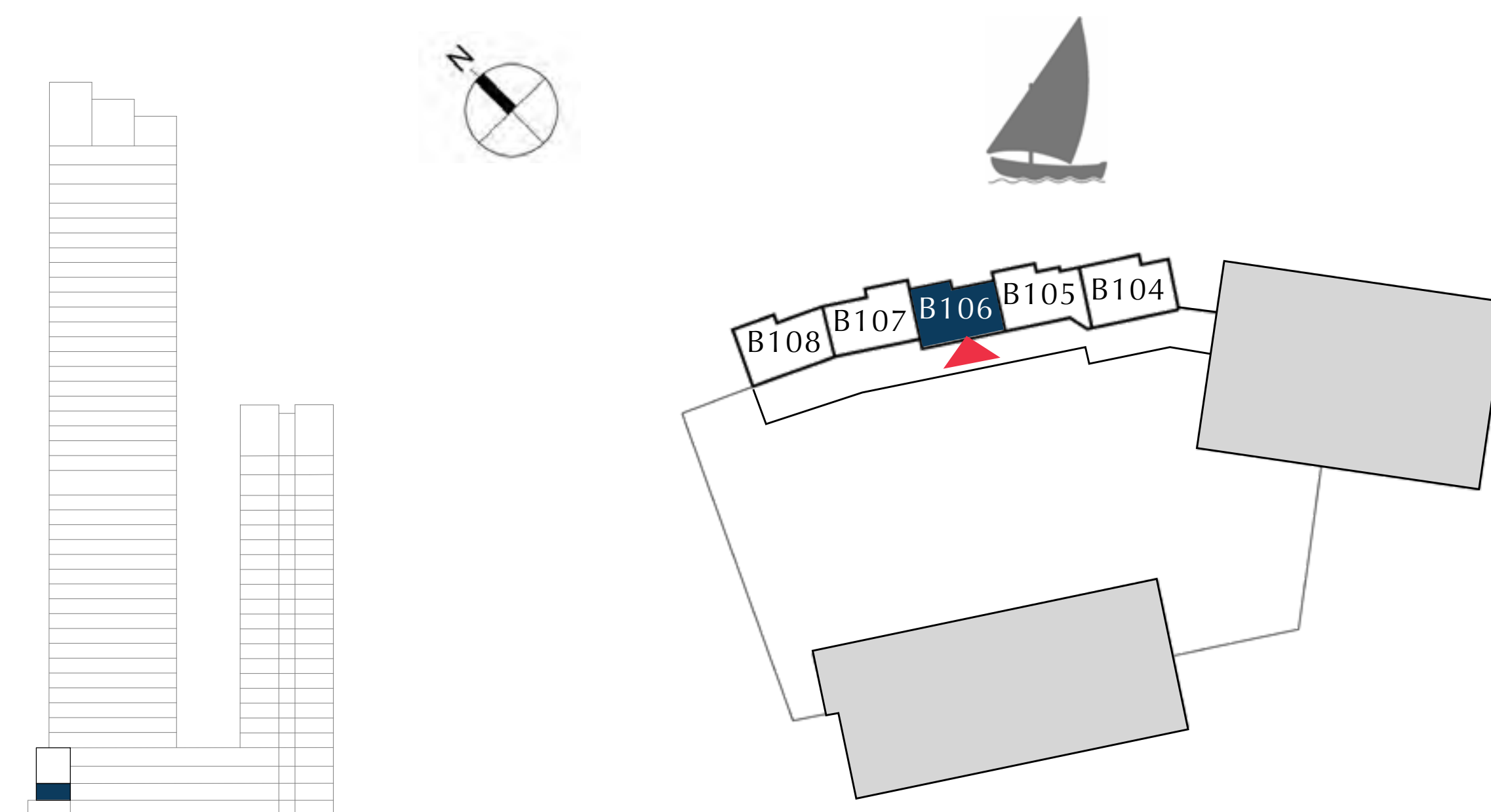
CREEK EDGE

TOWNHOUSES

## 2 BEDROOM

UNIT B106 | LOWER GROUND

SUITE AREA	1062.29 SQ.FT.	98.69 SQ.M.
BALCONY AREA	106.35 SQ.FT.	9.88 SQ.M.
TOTAL AREA	1168.64 SQ.FT.	108.57 SQ.M.



FLOOR PLAN 1. All dimensions are in imperial and metric, and measured from finish to finish excluding construction tolerances. 2. All materials, dimensions, and drawings are approximate only. 3. Information is subject to change without notice, at developer's absolute discretion. 4. Actual area may vary from the stated area. 5. Drawings not to scale. 6. All images used are for illustrative purposes only and do not represent the actual size, features, specifications, fittings, and furnishings. 7. The developer reserves the right to make revisions / alterations, at it's absolute discretion, without any liability whatsoever.



# DUBAI CREEK HARBOUR

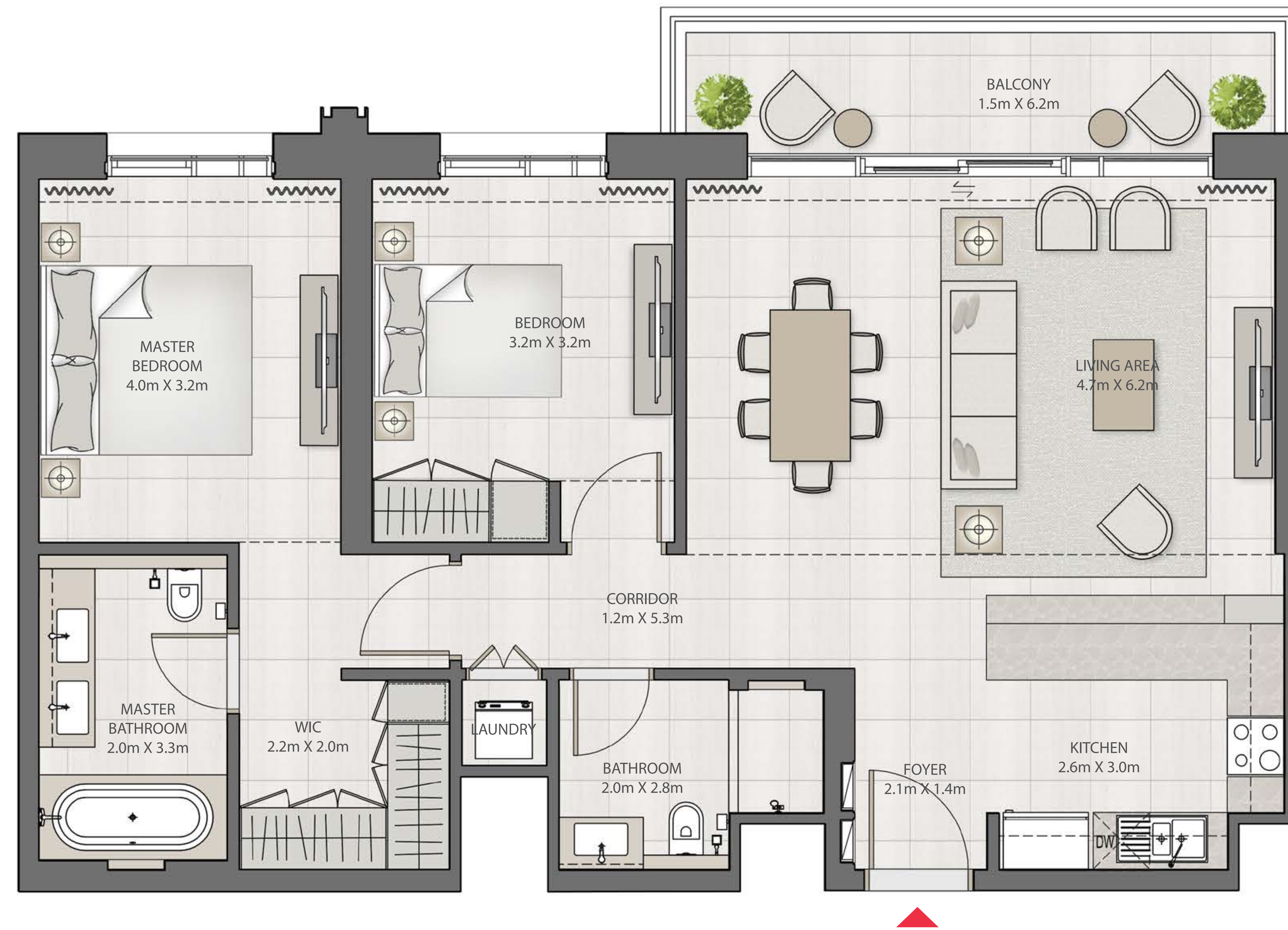
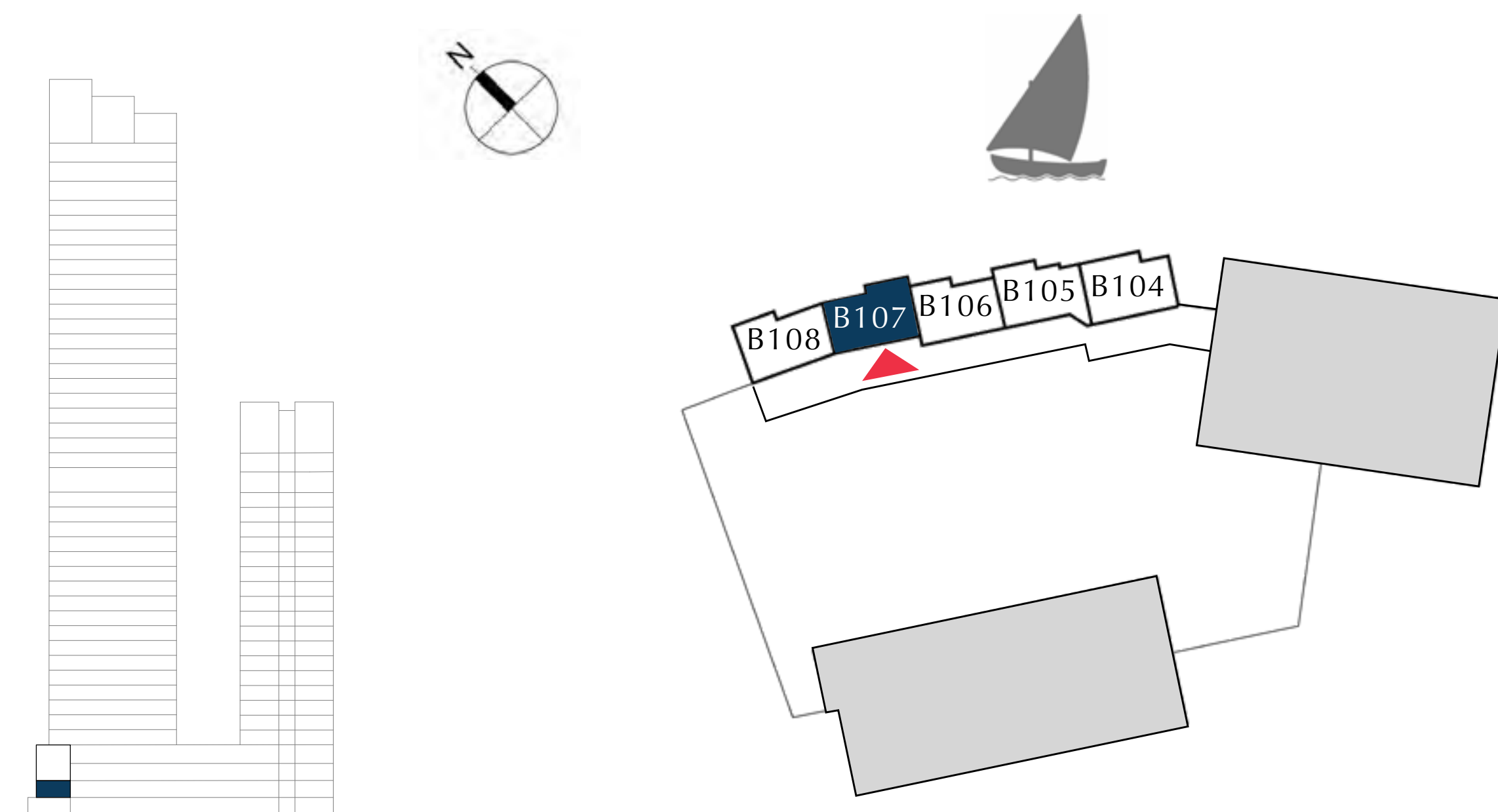
CREEK EDGE

TOWNHOUSES

## 2 BEDROOM

UNIT B107 | LOWER GROUND

SUITE AREA	1070.04 SQ.FT.	99.41 SQ.M.
BALCONY AREA	108.07 SQ.FT.	10.04 SQ.M.
TOTAL AREA	1178.11 SQ.FT.	109.45 SQ.M.



FLOOR PLAN 1. All dimensions are in imperial and metric, and measured from finish to finish excluding construction tolerances. 2. All materials, dimensions, and drawings are approximate only. 3. Information is subject to change without notice, at developer's absolute discretion. 4. Actual area may vary from the stated area. 5. Drawings not to scale. 6. All images used are for illustrative purposes only and do not represent the actual size, features, specifications, fittings, and furnishings. 7. The developer reserves the right to make revisions / alterations, at it's absolute discretion, without any liability whatsoever.



# DUBAI CREEK HARBOUR

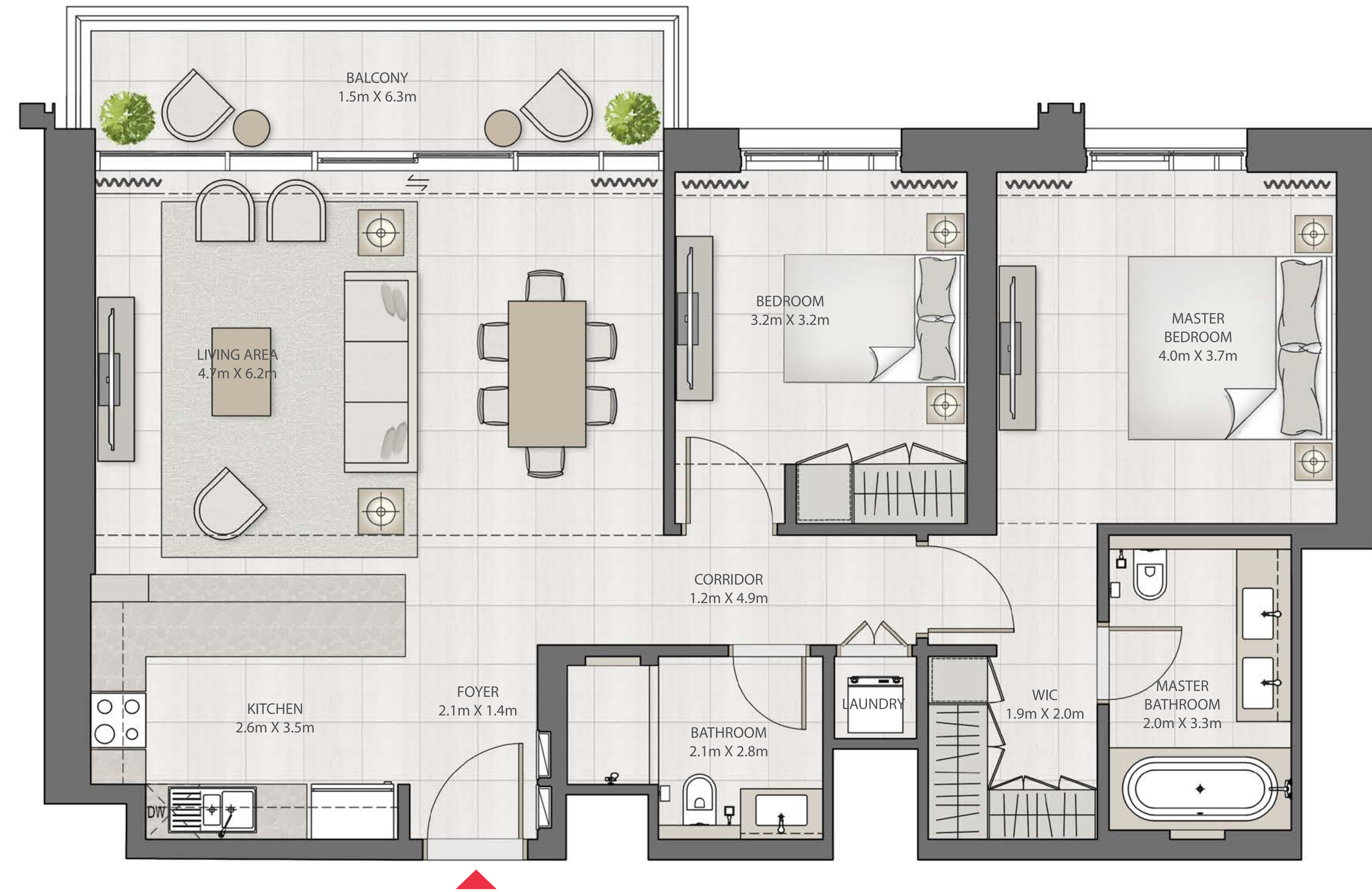
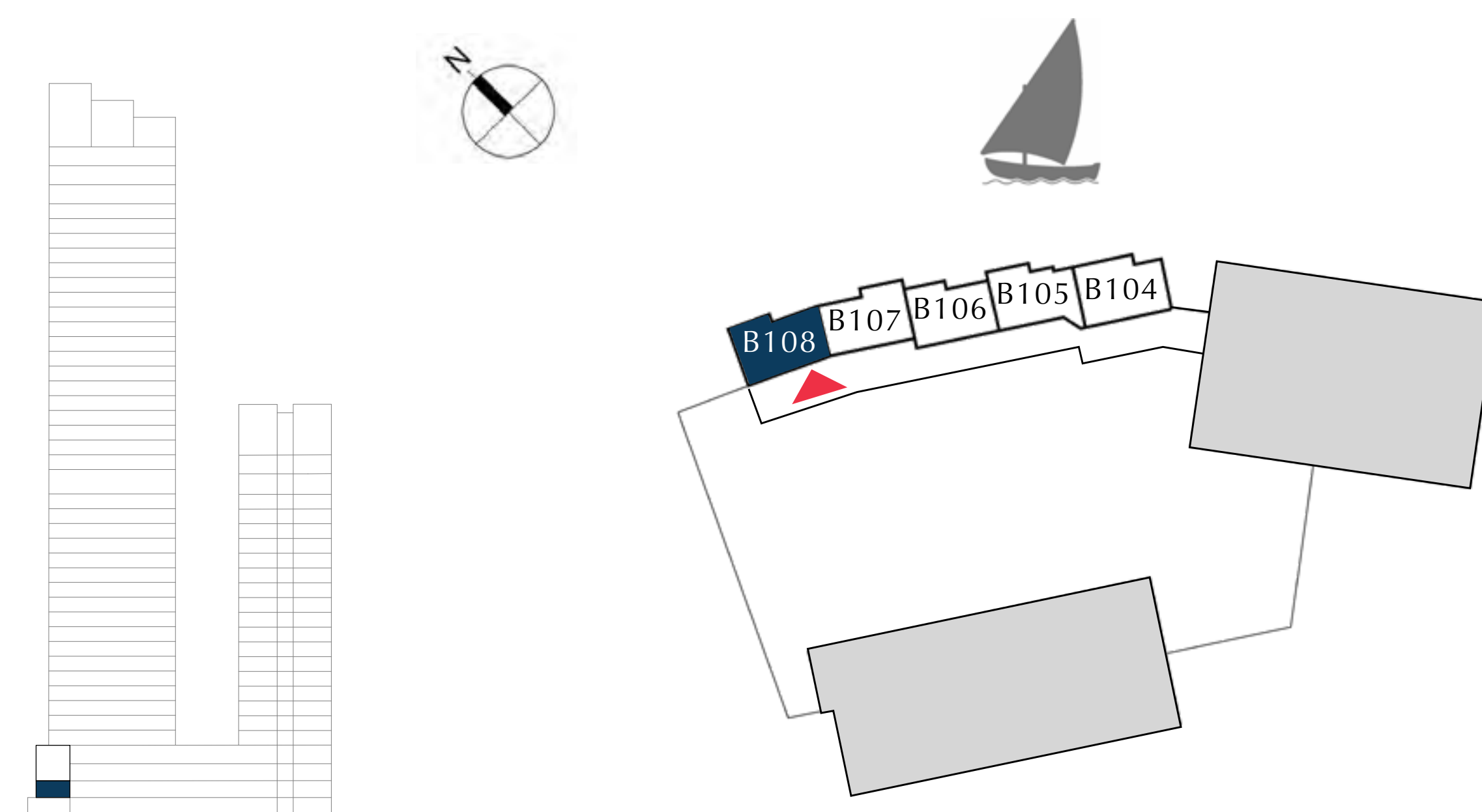
CREEK EDGE

TOWNHOUSES

## 2 BEDROOM

UNIT B108 | LOWER GROUND

SUITE AREA	1089.74 SQ.FT.	101.24 SQ.M.
BALCONY AREA	109.15 SQ.FT.	10.14 SQ.M.
TOTAL AREA	1198.89 SQ.FT.	111.38 SQ.M.



FLOOR PLAN 1. All dimensions are in imperial and metric, and measured from finish to finish excluding construction tolerances. 2. All materials, dimensions, and drawings are approximate only. 3. Information is subject to change without notice, at developer's absolute discretion. 4. Actual area may vary from the stated area. 5. Drawings not to scale. 6. All images used are for illustrative purposes only and do not represent the actual size, features, specifications, fittings, and furnishings. 7. The developer reserves the right to make revisions / alterations, at it's absolute discretion, without any liability whatsoever.



TOWNHOUSES

DUPLEX

EMAAR



# DUBAI CREEK HARBOUR

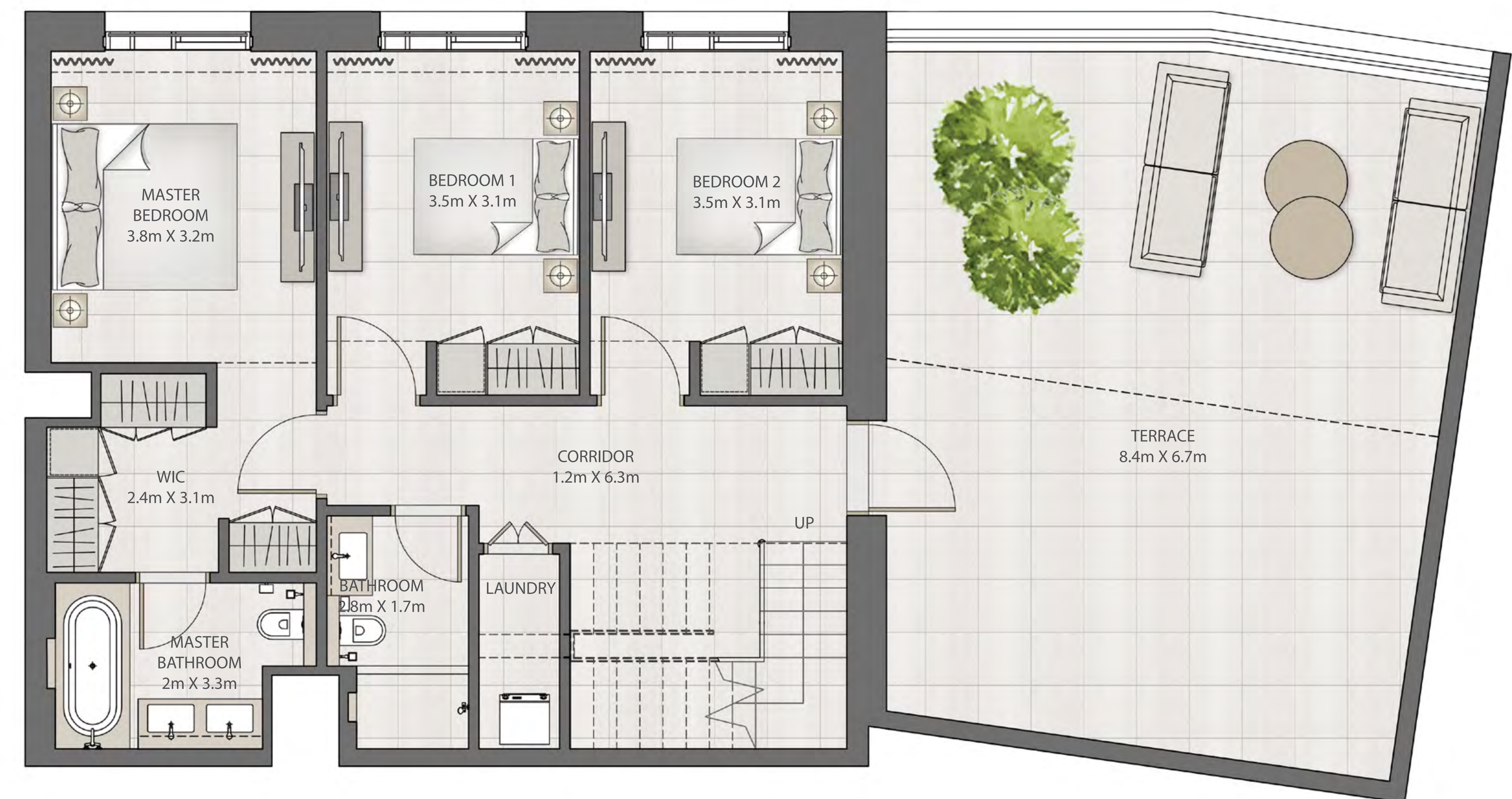
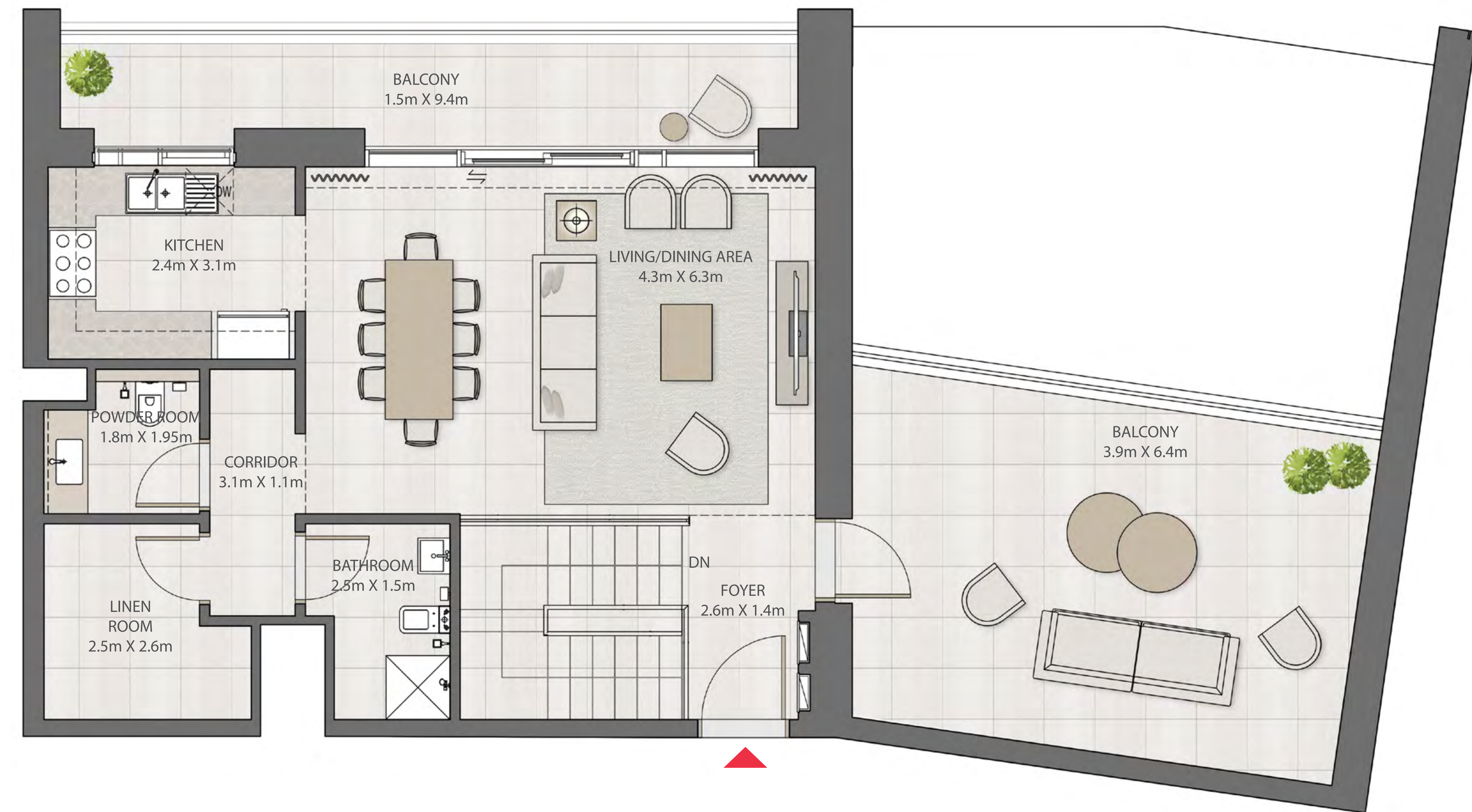
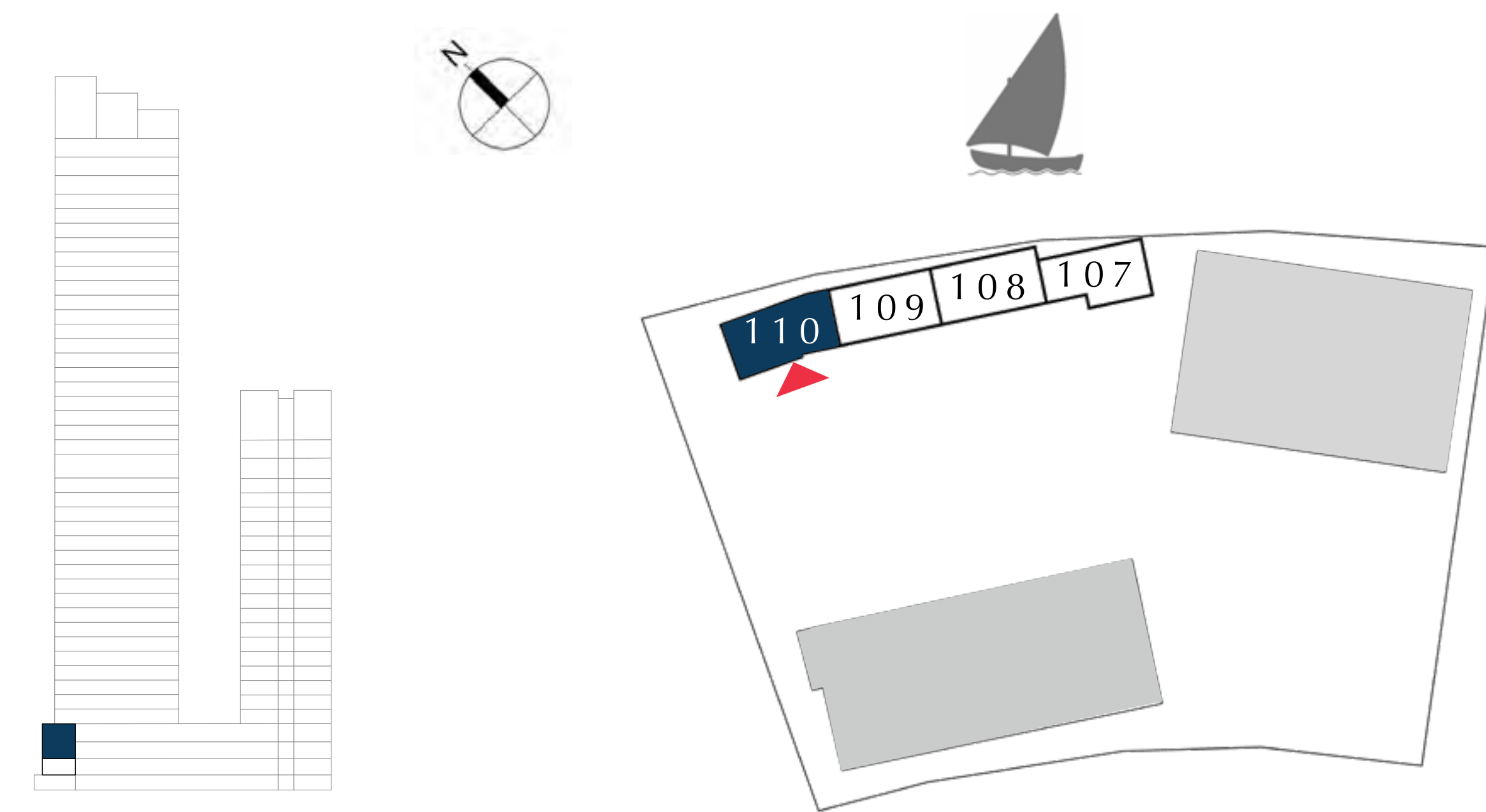
CREEK EDGE

TOWNHOUSES

## 3 BEDROOM

UNIT 110

SUITE AREA	1668.40 SQ.FT.	155.00 SQ.M.
BALCONY AREA	1163.58 SQ.FT.	108.10 SQ.M.
TOTAL AREA	2831.98 SQ.FT.	263.10 SQ.M.



FLOOR PLAN 1. All dimensions are in imperial and metric, and measured from finish to finish excluding construction tolerances. 2. All materials, dimensions, and drawings are approximate only. 3. Information is subject to change without notice, at developer's absolute discretion. 4. Actual area may vary from the stated area. 5. Drawings not to scale. 6. All images used are for illustrative purposes only and do not represent the actual size, features, specifications, fittings, and furnishings. 7. The developer reserves the right to make revisions / alterations, at it's absolute discretion, without any liability whatsoever.



# DUBAI CREEK HARBOUR

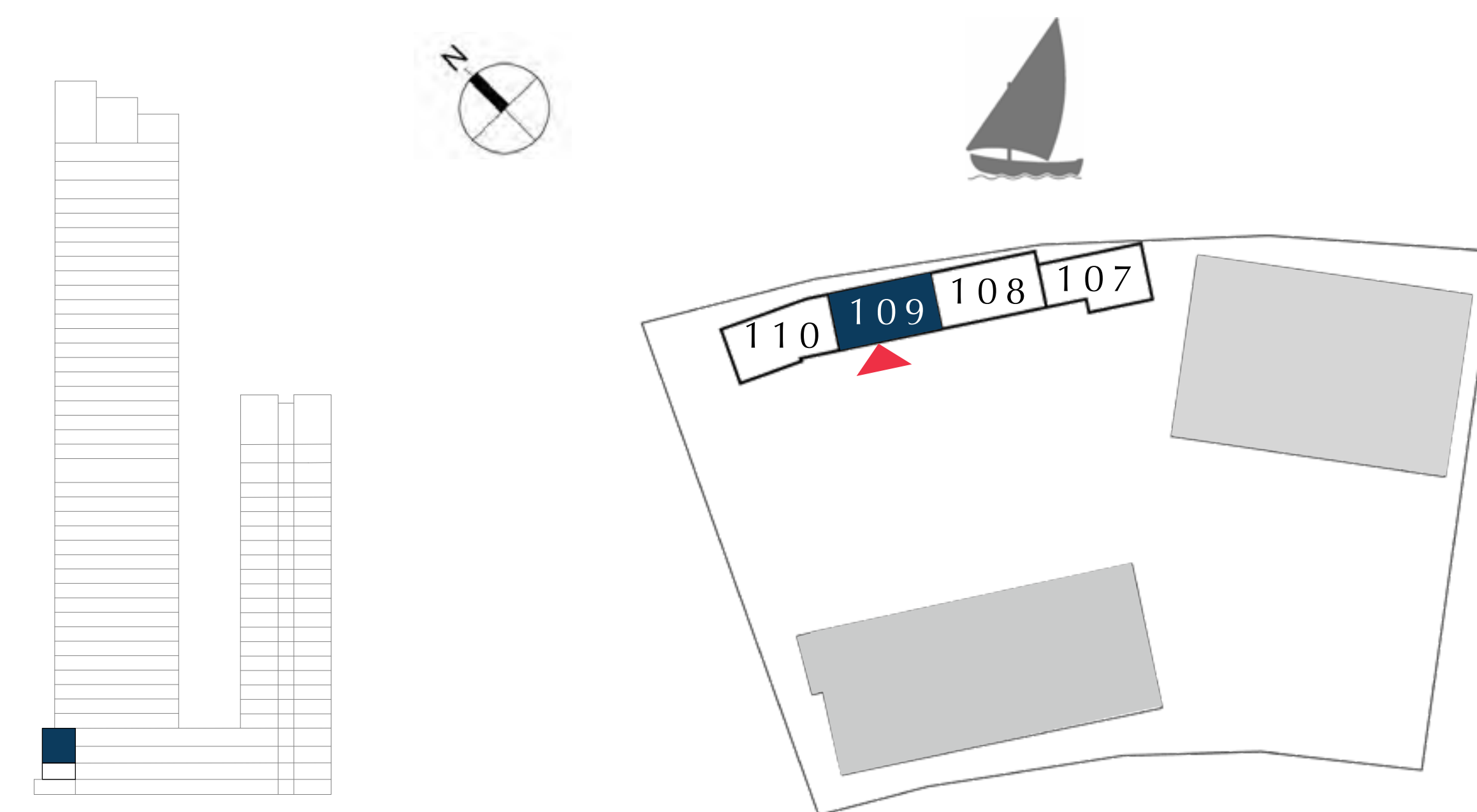
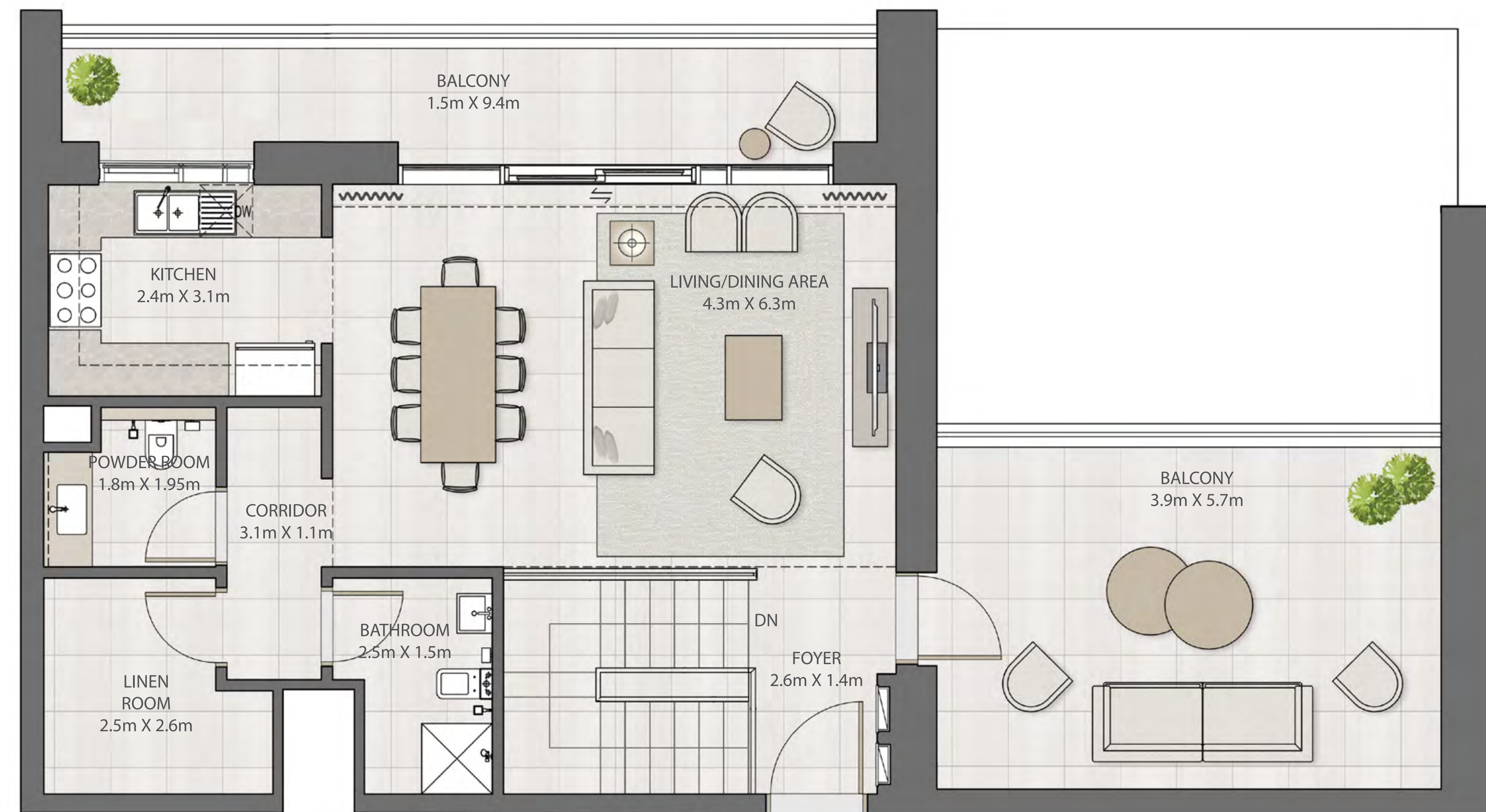
CREEK EDGE

TOWNHOUSES

## 3 BEDROOM

UNIT 109

SUITE AREA	1666.57 SQ.FT.	154.83 SQ.M.
BALCONY AREA	1054.32 SQ.FT.	97.95 SQ.M.
TOTAL AREA	2720.89 SQ.FT.	252.78 SQ.M.



FLOOR PLAN 1. All dimensions are in imperial and metric, and measured from finish to finish excluding construction tolerances. 2. All materials, dimensions, and drawings are approximate only. 3. Information is subject to change without notice, at developer's absolute discretion. 4. Actual area may vary from the stated area. 5. Drawings not to scale. 6. All images used are for illustrative purposes only and do not represent the actual size, features, specifications, fittings, and furnishings. 7. The developer reserves the right to make revisions / alterations, at it's absolute discretion, without any liability whatsoever.



# DUBAI CREEK HARBOUR

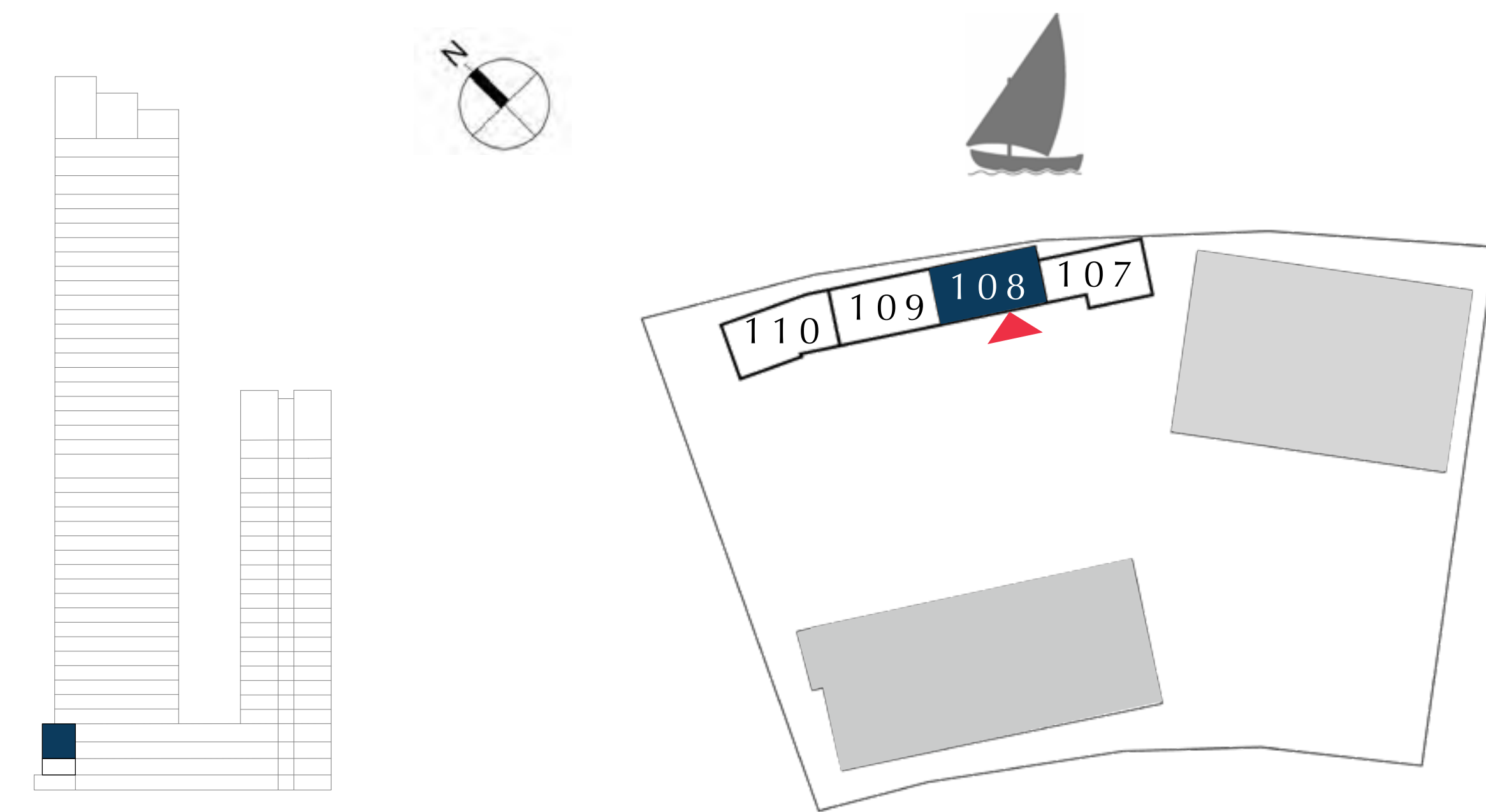
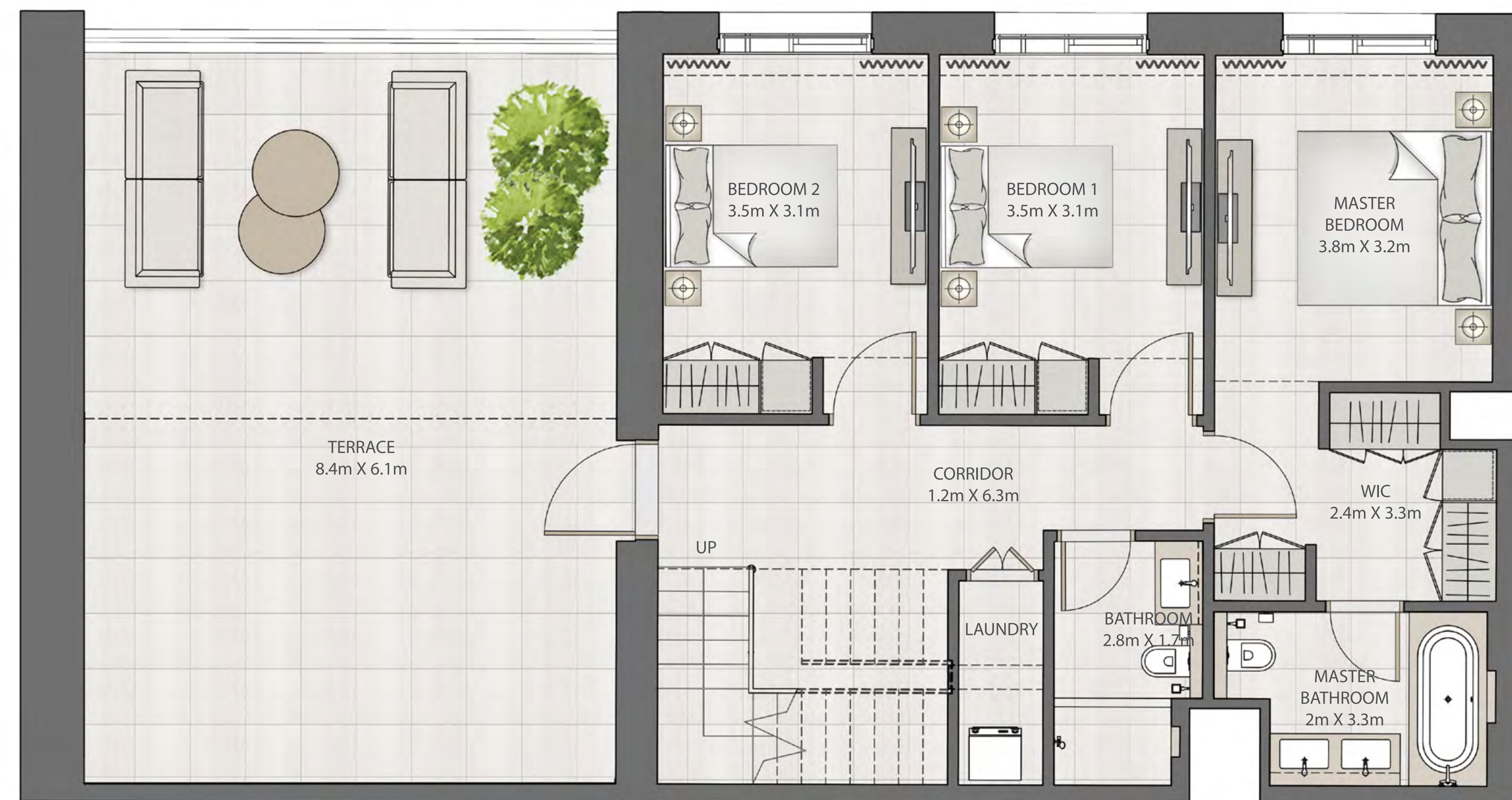
CREEK EDGE

TOWNHOUSES

## 3 BEDROOM

UNIT 108

SUITE AREA	1666.57 SQ.FT.	154.83 SQ.M.
BALCONY AREA	1109.76 SQ.FT.	103.10 SQ.M.
TOTAL AREA	2776.33 SQ.FT.	257.93 SQ.M.



FLOOR PLAN 1. All dimensions are in imperial and metric, and measured from finish to finish excluding construction tolerances. 2. All materials, dimensions, and drawings are approximate only. 3. Information is subject to change without notice, at developer's absolute discretion. 4. Actual area may vary from the stated area. 5. Drawings not to scale. 6. All images used are for illustrative purposes only and do not represent the actual size, features, specifications, fittings, and furnishings. 7. The developer reserves the right to make revisions / alterations, at it's absolute discretion, without any liability whatsoever.



# DUBAI CREEK HARBOUR

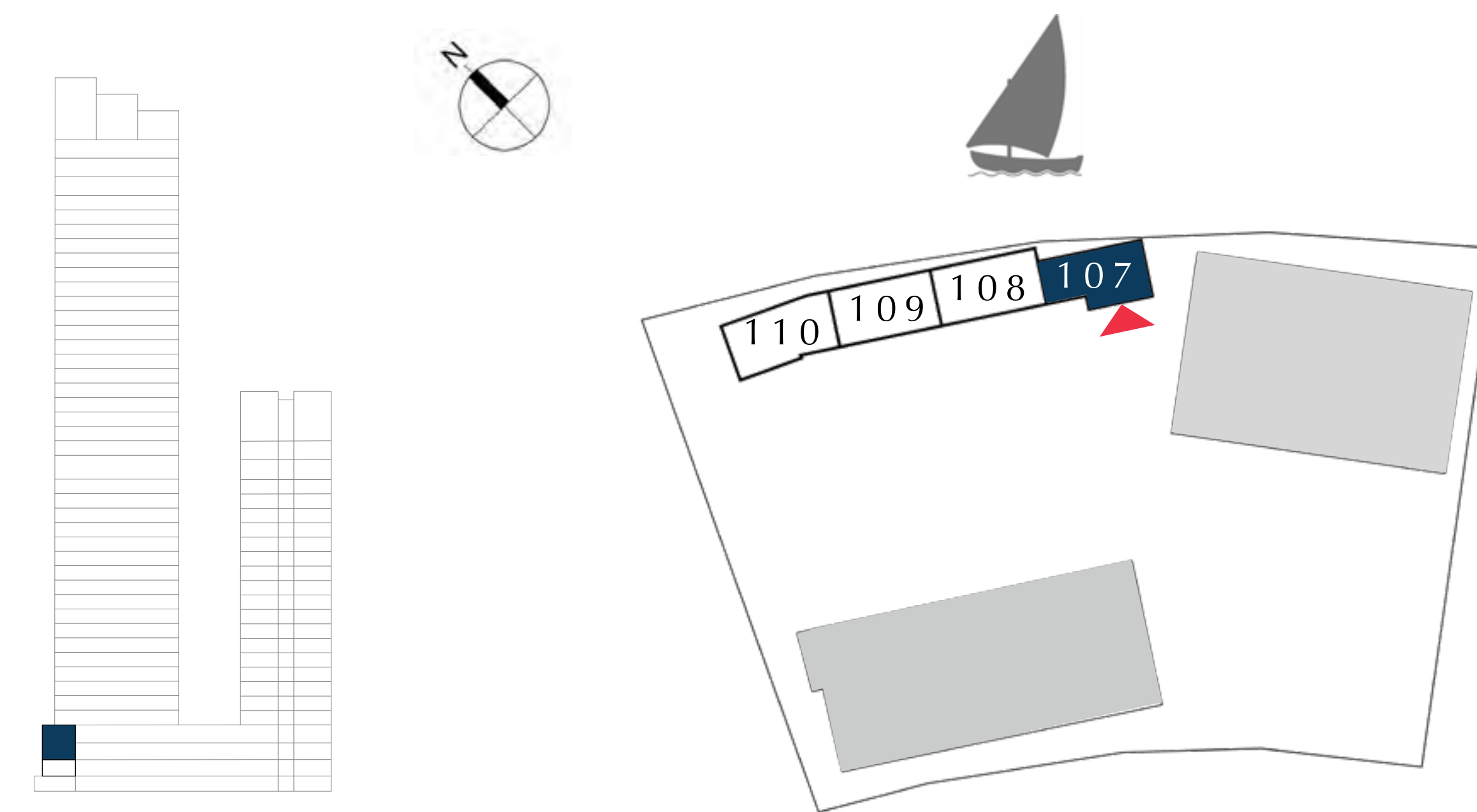
CREEK EDGE

TOWNHOUSES

## 3 BEDROOM

UNIT 107

SUITE AREA	1663.34 SQ.FT.	154.53 SQ.M.
BALCONY AREA	1060.46 SQ.FT.	98.52 SQ.M.
TOTAL AREA	2723.80 SQ.FT.	253.05 SQ.M.



FLOOR PLAN 1. All dimensions are in imperial and metric, and measured from finish to finish excluding construction tolerances. 2. All materials, dimensions, and drawings are approximate only. 3. Information is subject to change without notice, at developer's absolute discretion. 4. Actual area may vary from the stated area. 5. Drawings not to scale. 6. All images used are for illustrative purposes only and do not represent the actual size, features, specifications, fittings, and furnishings. 7. The developer reserves the right to make revisions / alterations, at it's absolute discretion, without any liability whatsoever.